

# EPHRAIM MOGALE LOCAL MUNICIPALITY

111  
MARBLE HALL  
0450  
013-261 8400  
013-261 2985



Leeuwfontein Office (013) 261 8509  
Elandskraal Office (013) 261 8506  
Zamenkomst Office (013) 973 9160  
Traffic Section (013) 261 8400

EXTRACTS FROM THE MINUTES OF THE 7<sup>th</sup> ORDINARY COUNCIL MEETING OF THE  
COUNCIL OF EPHRAIM MOGALE LOCAL MUNICIPALITY HELD ON FRIDAY 27 MAY 2022

FILE/ 2/4/3

OC7/03/2022: FINAL INTEGRATED DEVELOPMENT PLAN & STAFF ESTABLISHMENT  
2022/2023 - 2026/2027 FINANCIAL YEARS

## RESOLVED

1. That the Five-year Final IDP& Staff Establishment for 2022/2023 - 2026/2027 financial years be noted.
2. That the document be advertised on the municipal website as well as at the municipal offices and satellite offices.
3. That the Municipal Manager implement the decision accordingly.

Handwritten signature of CLLR.RM LENTSOANE in black ink.

CLLR.RM LENTSOANE  
SPEAKER

27 MAY 2022

FINALISATION BY:

REFERRED TO PEP.....

BY MUNICIPAL MANAGER

Handwritten signature of S T MATLADI in black ink.  
S T MATLADI  
MUNICIPAL MANAGER

27/05/2022

DATE RECEIVED



**EPHRAIM MOGALE LOCAL  
MUNICIPALITY**

**FINAL  
INTEGRATED  
DEVELOPMENT  
PLAN**

**2022/2023 -  
2026/2027  
FINANCIAL  
YEARS**

<b>Table of Contents</b>	
<b>List of Acronyms</b> .....	<b>5</b>
<b>Municipal Vision, Mission &amp; Values</b> .....	<b>7</b>
<b>Foreword by Municipal Mayor</b> .....	<b>9</b>
<b>Executive Summary by Municipal Manager</b> .....	<b>11</b>
<b>Chapter One – The Planning Framework</b> .....	<b>14</b>
1.1 Introduction.....	14
1.2 Legislative Background and Policy Imperatives.....	14
1.3 Powers and Functions .....	18
1.4 IDP Institutional Mechanism .....	19
1.5 IDP Process Overview .....	22
1.6 Basis for IDP Review Process.....	28
1.7 MEC COMMENTS .....	29
<b>Chapter Two – Municipal Profile</b> .....	<b>29</b>
Description of Municipal Area .....	29
2.1 Demographic Profile .....	29
2.1.1 Population Trends and Ward Distribution .....	31
2.1.2 Age and Gender Distribution .....	32
2.1.3 Number of gender headed households.....	32
2.1.4 Educational Profile.....	33
<b>2.1.3 Households Characteristics</b> .....	<b>35</b>
2.1.5 Employment Profile .....	35
2.1.6 Income Categories .....	36
2.1.7 Disability Analysis.....	36
<b>Chapter Three – Situational Analysis</b> .....	<b>37</b>
3.1 Spatial Rationale .....	37
3.1.1 Purpose of Spatial Analysis.....	37
3.1.2 Hierarchy of Settlements.....	37
3.1.3 The settlement hierarchy of municipality.....	37
3.1.4 Land Use Composition and Management Tools.....	39
3.1.5 Land Claims and their Socio-Economic Implications .....	40
<b>Chapter Four – Environmental, Social and Economic Analysis</b> .....	<b>43</b>
4.1 Environmental Analysis .....	43
4.1.1 Climate.....	43
4.1.2 Land Form: Geology- Topography .....	44
4.1.3 Pollution: Air – Water - Land .....	45
4.1.4 Other Environmental issues .....	46
4.2 Social Analysis.....	46
4.2.1 Integrated Human Settlements.....	47
4.2.2 Health and Social Development.....	48
4.2.3 Safety and Security .....	50
4.2.4 Education .....	51
4.2.5 Sports, Arts and Culture.....	51
4.2.6 Telecommunication Services .....	51
4.2.7 Cemetery and Cremation .....	51
4.3 Economic Analysis .....	52
4.3.1 The Structure of the Economy .....	52

4.3.2 Key economic sectors.....	52
4.3.3 Comparative and Competitive Economic Challenges.....	54
<b>Chapter Five – Basic Services.....</b>	<b>56</b>
5.1 Water and Sanitation Analysis.....	56
5.1.1 Water Sources and Catchment Areas.....	57
5.1.2 Access and Backlogs.....	58
5.1.3 District Initiatives.....	58
5.1.4 Free Basic Services .....	61
5.2 Energy and Electricity.....	62
5.2.1 Access and Backlogs.....	62
5.2.2 Sources of Energy.....	63
5.2.3 Alternative Sources of Energy.....	63
5.2.4 Electricity and Energy Challenges .....	64
5.2.5 FBE Status Quo.....	64
5.3 Roads and Storm-water.....	65
5.3.1 Access and Backlogs.....	65
5.3.2 Roads classification.....	65
5.3.3 State of Roads and Storm water.....	67
5.3.4 Roads and Storm-water Challenges.....	68
5.4 Waste Management.....	68
5.4.1 Access and Backlogs.....	68
5.4.2 State of Waste Management.....	68
5.4.3 State of Land Fill Site.....	69
5.4.4 Waste Management Challenges.....	70
5.5 Public Transport.....	70
5.5.1 Access and Backlogs.....	70
5.5.2 State of Public Transport.....	70
5.5.3 State of Public Transport Facilities.....	70
5.5.4 Public Transport Challenges.....	71
<b>Chapter Six – Financial Analysis.....</b>	<b>71</b>
Financial Viability.....	71
6.1 Municipal Financial Management Legislative Prescripts .....	71
6.2 Assessment of Municipal financial Status.....	72
6.3 Revenue Management.....	73
6.4 Expenditure Management.....	74
6.5 Capital Expenditure.....	75
6.6 Asset and Liability Management .....	75
<b>Chapter Seven – Good Governance and Public Participation.....</b>	<b>76</b>
7.1 Functionality of Mayoral Council and Committees.....	76
7.2 Relationship with Traditional Leaders.....	77
7.3 IGR Structures .....	77
7.4 State of Financial Entities .....	77
7.5 State of CDWs .....	80
7.6 Outline of Municipal Audit Outcomes.....	80
7.7 Outline of Public Participation programmes.....	81
<b>Chapter Eight – Municipal Transformation and Organizational Development.....</b>	<b>81</b>
8.1 Institutional Analysis .....	81
8.2 Institutional Structure/Organogram: Political and Administrative .....	81
8.2.2 State of Vacancy Rate.....	82
8.3 Human Resource Management System .....	84

8.4 Institutional HIV/AIDS Mainstreaming .....	84
8.5 Council Special Programmes .....	84
8.6 Performance Management System.....	85
8.7 Information Communication Technology System (Internal and External).....	85
<b>Chapter Nine – Cross-cutting analysis .....</b>	<b>85</b>
<b>Chapter Ten – Municipal Priorities.....</b>	<b>89</b>
<b>Chapter Eleven –Municipal Strategies .....</b>	<b>115</b>
<b>Chapter Twelve-Projects and Budget Summary .....</b>	<b>146</b>
<b>Chapter Thirteen – Integration.....</b>	<b>203</b>
<b>Approval .....</b>	<b>204</b>

## **ACRONYMS**

BS:	Basic Services
CBO:	Community Base Organizations
COGTA:	Corporative Governance and Traditional Affairs
COGHSTA:	Corporative Government Human Settlements and Traditional Affairs
COVID19:	Corona Virus Disease
CFO:	Chief Financial Officer
CMRA:	Centre for Municipal Research & Advice
CPF:	Community Policing Forum
CSF:	Community Safety Forum
EU:	European Union
EXCO:	Executive Committee
EPMLM:	Ephraim Mogale Local Municipality
EPWP:	Expanded Public Works Programme
FMG:	Finance Management Grant
GAMAP/GRAP:	Generally Accepted Municipal Accounting Practice Generally Recognized Accounting Practice
GG:	Good Governance
HIV/AIDS	Human Immune Virus Acquired Immune Deficiency Syndrome
HOD'S:	Head of Departments
IDP:	Integrated Development Plan
ICT:	Information Communication Technology
LGWSETA:	Local Government Water Sector Education Training Authority
KPA:	Key Performance Area
KPI:	Key Performance Indicator
LED:	Local Economic Development
LDP:	Limpopo Development Plan
LNW:	Lepelle North Water
LUMS:	Land Use Management System
MFMA:	Municipal Finance Management Act
MIG:	Municipal Infrastructure Grant
MSCOA:	Municipal Standards Chart of Accounts
MSIG:	Municipal Systems Improvement Grant
MSTF:	Medium Term Strategic Framework
MTREF:	Medium Term Revenue and Expenditure Framework
MTAS:	Municipal Turn-Around Strategy
MTOD:	Municipal Transformation and Organisational Development

NGO:	Non-Governmental Organizations
NDP:	National Development Plan
OHS:	Occupational Health & Safety
OPMS:	Organizational Performance Management System
PGDS:	Provincial Growth & Development Strategy
PMS:	Performance Management System
PR:	Proportional Representative
PRO:	Public Relations Officer
RDP:	Reconstruction & Development Program
SABS:	South African Bureau of Standards
SCM:	Supply Chain Management
SDBIP:	Service Delivery Budget Implementation Plan
SDF:	Spatial Development Framework
SDM:	Sekhukhune District Municipality
SETA:	Sector Education Training Authority
SLA:	Service Level Agreement
SONA:	State of the Nation Address
SOPA:	State of the Province Address
SODA:	State of the District Address
SR:	Spatial Rationale
SPLUMA:	Spatial Planning Land Use Management Act
SWOT:	Strength Weakness Opportunity Threats
TLC:	Transitional Local Council
TRC:	Transitional Regional Council
VIP:	Ventilated Improved Pit latrine
WTW:	Water Treatment Works
WWTW:	Waste Water Treatment Works

## **MUNICIPAL VISION, MISSION & VALUES**

### **a) VISION**

Vision and Mission statements are the starting points for strategy development. As a rule, vision and mission are determined early on in the strategic planning process. There is an on-going debate about which begets which

- Does mission stem from vision?
- Does vision evolve from mission?
- Is it an iterative process?

In fact, vision is that igniting spark that can inspire and energise people to do better. The focus of a vision is to reach out hungrily for the future and drag it into the present. To quote Tom Peters, "Developing a vision and living it vigorously are essential elements of leadership". The latest trend in many organisations is to apply the "VIP" approach i.e. "Vision Integrated Performance."

Articulating a vision is the soul-searching activity, where an organisation tries to answer the critical questions like 'why are we here' and 'where are we today'? This analysis of the present is essential, because it provides the true picture of today from where we begin the journey towards the future. The vision is a compelling but not controlling force that shows us where we want to be.

The vision, mission and values of the municipality were reviewed and debated during last years' Lekgotla and the following statement reflects the vision adopted by Council:

**“A World Class Agricultural Hub of Choice”**

The political and administrative delegates attending the 2022/2023 Strategic Planning Session concurred that the vision statement crafted the previous year will articulate the future destination of the Ephraim Mogale Local municipality for the next 20 years and beyond.

### **c) MISSION**

As in the case of the vision statement the political and administrative delegates agreed that the existing mission statement crafted last year would remain without amendment.

The existing Mission statement of the Ephraim Mogale Local municipality reads as follows

**“To involve the community in the economic, environment and social development for sustainable service delivery”**

Subsection 2 of section 152 of the Constitution is prescriptive in what the municipality must strive to achieve, within its financial and administrative capacity, to achieve the objectives set out in subsection (1). The mission statement outlined above fully conforms to section 152 of the constitution as it guides the municipality towards ensuring that the mission statement adheres to the intent of the constitution for local government organisations.

### **d) VALUES**

It is commonly known that incorrect assumptions about an organisational value system can lead to misunderstandings at best and result in failed projects and lack of provision of basic services at worst. Hence, a value system is a fundamental belief that is inculcated and practiced in the organisation. In fact, the organisational culture is often dependent on its value systems. It must be remembered that



unless these values are internalised by one and all in the organisation, they derive into the so called “nice to have kind of thing” or beautiful wall hangings.

The key fact about culture stands out, namely organisational value systems impact the way the organisation progresses and poses the following questions:

- What is important to our organisation?
- How are decisions made?
- Who is in charge?
- How do I relate to other employees and groups within our organisation?
- What behaviour is rewarded and recognised?
- What is compensation based upon?

These are cardinal questions of which if answered honestly will define the culture of the organisation. As in the case of the vision and mission statements the opportunity was taken last year to review the existing value system of Ephraim Mogale Local Municipality and it was agreed by all delegates to amend the current values from seven (7) to six (6), which are reflected in the table as follows

<b>Value</b>	<b>Description</b>
Communication	Everybody is empowered within the whole community
Transparency	Invite and encourage public sharing and democratic participation in council’s activities.
Commitment	Focus and concentrate on council’s core activities in a consistent manner.
Transparency	Conduct council’s business in a fair, responsible, flexible, equitable and honest manner.
Accountability	Report regularly to all stakeholders regarding council’s actual performance.
Teamwork	In all aspects of conducting ourselves and our mandate, we will focus on service excellence.

## Foreword by Municipal Mayor: Cllr. GMH Moimana



The 2022/2023 IDP and Budget are prepared during the time when the global community is faced with the novel corona virus which has been declared a health pandemic by the World Health Organization. The Covid 19 pandemic has proven to be deadly, infecting millions of people across the world while also killing thousands of people, our Country South Africa has not been spared. This pandemic has negatively affected the global economy with the projected consequences compared to the great depression of 1930. South Africa as part of the global economy is not immune from this crisis. It is for this reason that our State President, his Excellency Mr. M.C Ramaphosa has invoked provisions of the Disaster Management Act No 57 of 2002 to effect regulations towards managing the impact of the virus. As Ephraim Mogale local municipality, we are not immune from this crisis neither are we spared its devastating consequences. In preparing the 2022/2023 IDP, we have to take into consideration the socio-economic impact of the pandemic on our municipality and its population of 127 159 plus people.

This financial year of 2022/2023 also marks the first year of the Political Administration which started in November 2022. The 5 Year IDP document was required by Chapter 4 of the Municipal Systems Act came into being in 2022 and will come to an end by June 2027. The capital infrastructure projects which have been identified as priority service delivery for the past five years are provided for.

The reviewed IDP is developed as per requirement of Chapter 4 of System Act (no 32 of 2000) where communities are required and encouraged to participate in the affairs of the municipalities. Due to the requirements of the lockdown regulations, a digital based consultations with our communities in all 16 Wards and stakeholders of the municipality will be done in three (03) local radio stations and social media to solicit the inputs of communities on proposed projects and programmes.

The Ephraim Mogale Local Municipality's IDP and the draft Budget allocation for the upcoming financial years will always be a balance between the community needs and developmental strategies as advocated by both the National Development plan (NDP) and Limpopo Development Plan (LDP). The prioritized projects and programmes as reflected are geared towards service delivery in particular in depressed areas where majority of the vulnerable citizens reside.

The Ephraim Mogale Local Municipality is regarded as a low-capacity municipality with a total budget of over R 355 million mainly derived from national grants and equitable share. There is a

recognition bot at the administrative and political leadership to intensify revenue management strategies in order to change the current grant dependency ratio.

The final Annual Budget as aligned to IDP, is presented with those challenged that it won't address all the needs of our communities, but to contribute towards the betterment of the life of our communities. As municipality, we believed that little as it is, it will make a huge different in the lives of the people.

Our sincere gratitude goes to our Communities, Magoshi (Traditional Leaders) and Stakeholders for understanding the municipality during this consultation processed, Members of the Executive Committee, Councilors, and officials. You all always show a maximum commitment and participated and gave unwavering support to all of us and your municipality in general. For the municipality to be truly developmental, its needs to be build on social compact involving all the stakeholders.

Thank you for ensuring that we have aligned IDP and Budget that will enhance economic growth, assist with sustainable service delivery and strive for a better life for all.

## Executive Summary of the Municipal Manager: S.T. Matladi



Consistent with the provisions of Section 34 of the Municipal Systems Act No 56 of 2000, The Integrated Development Plan (IDP) has to be reviewed annually in order to:

- Ensure its relevance as the Municipality's Strategic plan
- Inform other components of the Municipal business process including institutional, financial, planning and budgeting
- Inform the cyclical inter-governmental planning and budgeting cycle.

For the IDP to remain relevant, a municipality must assess its performance and the achievements of its targets and strategic objectives. The IDP will therefore have to reflect the impact of successes as well as corrective measures to address challenges. The IDP as the strategic plan document of Ephraim Mogale Municipality informs municipal decision-making, budgeting and other important business processes, The IDP process must inform the municipality's financial and institutional planning and most importantly, the drafting of the annual budget.

The IDP and budget processes are two distinct but integrally linked processes which must be coordinated to ensure the IDP, and budget related policies and the tabled budget are mutually consistent and credible. The 2022/2023 IDP review therefore is linked to the available financial resources under the disposal of the municipality.

It is important to highlight that the document is a municipal wide planning framework and therefore contains projects and programmes that are offered by the other two spheres of government. Our role in this regard becomes that of coordination and monitoring within the provisions of intergovernmental relations framework.

The IDP process will address internal and external circumstances that impact on the propriety issues, objectives, strategies, projects and programs of integrated as reflected below figure 1.

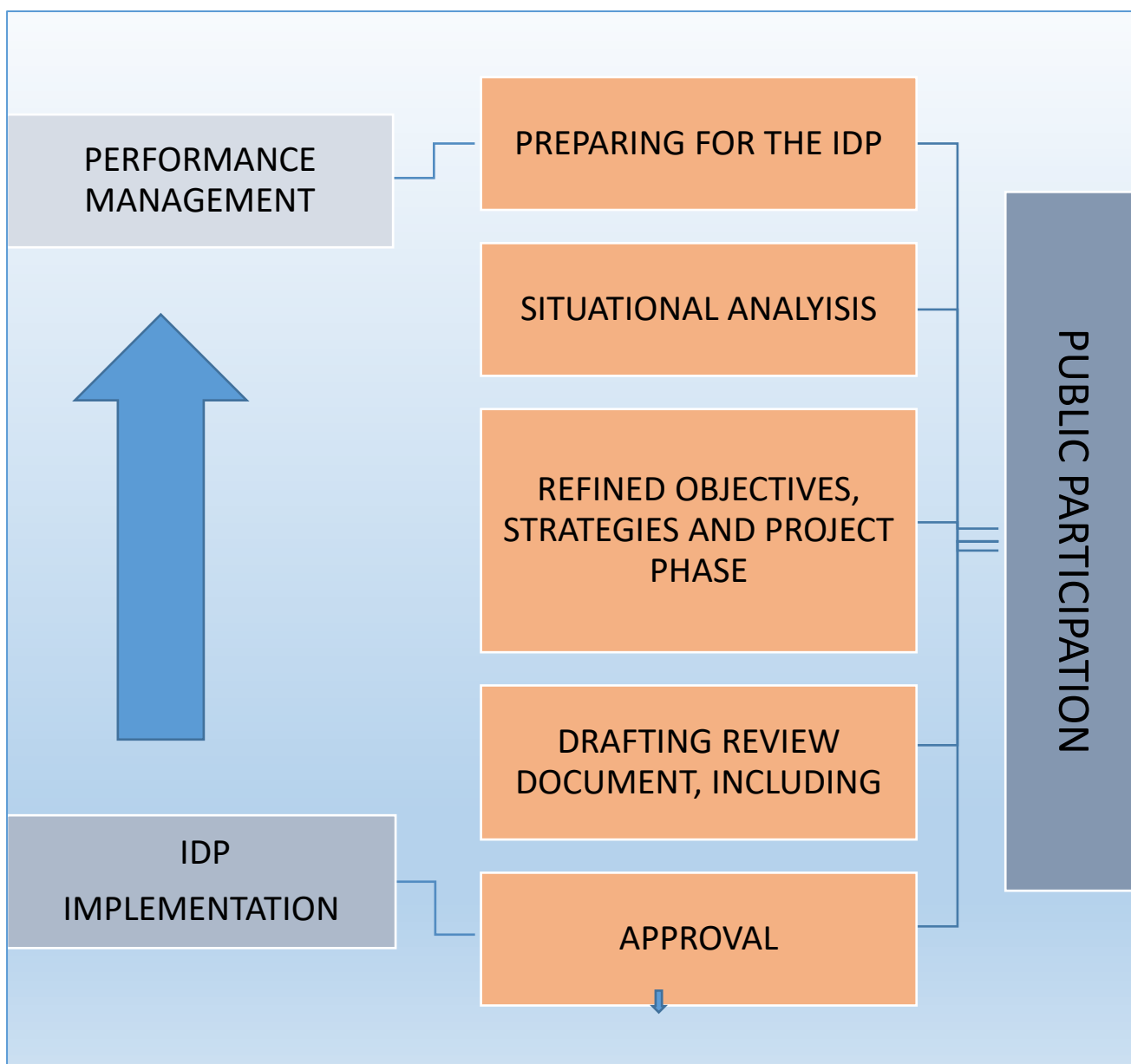


Figure 1

### Key Elements to be addressed during this Process

During the process of deepening strategic influence of the IDP, consideration to the constantly changing environment impacting on the municipality needs to be considered too. In general terms the review then also addresses the following:

- Incorporation of comments from various Role Players
- Incorporate comments from Provincial MEC
- Review and inclusion of new/additional information
- Weakness through self-assessment
- Alignment of Sector Plans
- Alignment of IDP with Provincial Programmes and Policies

This executive summary gives a concise overview of the municipality, its current situation, key challenges and opportunities. It also highlights priorities, strategic to improve the situation, how progress will be measured as well as powers and functions of the municipality.

## CHAPTER 1 – THE PLANNING FRAMEWORK

### 1.1 Introduction

The IDP as a primary outcome of the process of integrated development planning, is a tool for bridging the gap between the current reality and the vision of alleviating poverty and meeting the short-term developmental needs of the community and stakeholders within the municipality area and eradicating poverty from our municipality over a long-term in an effective, efficient and sustainable manner.

### 1.2 Legislative background and policy imperative

The constitution of the Republic of South Africa (Act 108 of 1996) is the supreme law of the country and has fundamental aims to protect human rights and promote democratic governance. The constitution also provides for a new approach to govern on national, provincial, and local government levels. The constitutional mandate that the constitution gives to local government, is to:

- Provide democratic and accountable government for all communities.
- Ensure the provision of services to communities in a sustainable manner.
- Promote social and economic development.
- Promote a safe and healthy environment.
- Encourage the involvement of communities and community organizations in the matters of local government.

The White Paper on Local Government expects municipalities to be working with citizens and groups within the community to find sustainable ways to meet their economic, social and material needs plus improve the quality of their lives.

The Municipal Systems Act (MSA 2000) defines the IDP as one of the core functions of a municipality and makes it a legal requirement for every council to adopt a single, inclusive and strategic plan for the development of its municipality.

#### **Other laws amongst others that provide guidelines for the development of IDPs include:**

The Local Government Transition Act second Amendment Act 1996 (Act 97 of 1996); The Municipal Demarcation Act, 1998 that provides the framework for the on-going demarcation process; The Municipal Structures Act, 1998 that defines the institutional settings for the municipalities and describe core functions and responsibilities; The National Environment Management Act 1998; The Water Service Act, 1997; Regulations passed in terms of the Environment Conservation Act, 1989; and Municipal Finance Management Act 56 of 2003 that seeks to secure sound and sustainable management of the financial affairs of the municipalities and other institutions of the local sphere of government.

#### **1.2.1 Framing the 2022/2023 IDP**

The 2022/2023 IDP was prepared within the legal and policy requirements, opportunities provided, and challenges posed by the local, provincial and national context.

## **1.2.2 The National Planning Context**

Ephraim Mogale Local Municipality is aware of the critical challenges facing the country as a whole, as well as the National Strategies Priority Areas to meet those challenges. The government has identified five priority areas for the next five years:

- Creation of decent work and sustainable livelihoods.
- Education.
- Health.
- Rural Development, food security and land reform; and
- The fight against crime and corruption.

In order to achieve these objectives, the performances and development impact of the state will have to vastly be improved. While capacity building, better systems, a greater focus on implementation, and improved performance management will play a key part in this endeavour, integration, alignment, and strategy between the actions of the three spheres government are important.

As decided by Cabinet around aligning the NDP, LDP and IDPs, the key to this activity is ensuring that the three spheres of government use the common platform of (1) "need/poverty" and (2) "developmental potential" as espoused in the NDP to analyse the space economy of their areas of jurisdiction. In addition to this decision, it requires for the role of the IDPs of the municipalities in determining and structuring public investment and development spending to be drastically strengthened. This means that municipalities should play a greater role in determining priorities and resources allocation. The IDPs have become far more decisive on the areas of need and development.

### **The National Development Plan focuses amongst others on the following.**

- The active efforts and participation of all South Africa in their own development
- Redressing the injustices of the past effectively
- Faster economic growth and higher investment and employment
- Rising standards of education, a healthy population and effective social protection
- Strengthening the links between economic and social strategies
- Collaboration between the private and public sector

### **The Local Government Back to Basics Strategy**

The Local Government Back to Basics Strategy (B2B) its main core services that local government provides i.e., clean drinking water, sanitation, electricity, shelter, waste removal and roads which are the basic human rights enshrined in our constitution and Bill of Rights. This strategy comes after local government facing challenges in rendering services to the communities and majority of municipalities in the country to account mainly in financial management and continuous negative audit outcomes. The following are Local government programmes which municipalities will work to ensure:

#### **1. Basic Service: Creating conditions for decent living**

- Municipalities must deliver the basic services (basic water, sanitation, electricity, waste removal etc.). In addition to the above, municipalities must ensure that services such as cutting grass, patching potholes, working robots and streetlights and consistent refuse removal are provided.

- Council to ensure proper maintenance and immediate addressing of outages or maintenance issues to ensure continuity of service provision
- Municipalities must improve mechanisms to deliver new infrastructure at a faster pace whilst adhering to the relevant standards
- Increase of Community Work Programme sites targeting the unemployed youth in informal settlements to render day to day services such as cutting grass, patching potholes, cleaning cemeteries, etc.
- Extend reach of basic services to communities living in informal settlements by providing temporary services such as: (i) potable water, (ii) temporary sanitation facilities, (iii) grading of gravel roads and (iv) refuse removal.

## **2. Good governance**

- Municipalities will ensure transparency, accountability and regular engagements with communities.
- All municipal structures must be functional and meet regularly.
- Council meetings to sit at least quarterly.
- All Council Committees must sit and process items for council decisions.
- Clear delineation of roles and responsibilities between key leadership structures.
- Functional oversight committees must be in place, e.g., Audit committee and Municipal Public Accounts Committees (MPAC)

## **3. Public Participation: Putting people first**

- Implement community engagement plans targeting hotspots and potential hotspots areas.
- Municipalities to implement responsive and accountable processes with communities.
- Ward committees must be functional, and Councillors must meet and report to their constituencies at least quarterly
- Utilise the Community Development Workers (CDWs), Ward committees and Ward councillors to communicate projects earmarked for implementation.
- PR Councillors need to represent the interests of the municipality as a whole and ensure that effective oversight and leadership functions are performed.
- Municipalities must communicate their plans to deal with backlogs.
- Municipalities to monitor and act on complaints, petitions and other feedback.

## **4. Sound financial management**

- All municipalities must have a functional financial management system which includes rigorous internal controls.
- Cut wasteful expenditure.
- Supply Chain structures and controls must be in place according to regulations and with appropriate oversight.
- All Budgets to be cash backed.
- Ensure that Post Audit Action Plans are addressed.
- Act decisively against fraud and corruption.
- Conduct campaigns on “culture of payment for services” led by Councillors.
- Conduct campaigns against “illegal connections, cable theft, manhole covers” etc.



## 5. Building capable institutions and Administrations

- All municipalities enforce competency standards for Managers and appoint persons with the requisite skills, expertise and qualifications.
- All staff to sign performance agreements.
- Implement and manage performance management systems.
- Municipal management to conduct regular engagements with labour.

### 1.2.3. Limpopo Provincial Government Strategic Objectives

The Limpopo Development Plan (LDP) is an official directive for development planning in the Province of Limpopo for the planning periods **2022- 2027**. The thrust of the plan is to identify the areas of economic significance or unlock competitive sectors of development, **with six specific objectives reassembled below:**

- Create decent employment through inclusive economic growth and sustainable livelihoods
- Improve the quality of life of citizens
- Ensure sustainable development
- Raise the effectiveness and efficiency of a developmental public service
- Promote vibrant and equitable sustainable rural communities
- Prioritise social protection and social investment

### 1.2.4 The Local Planning Context

At the local level, a number of fundamental issues impact on the planning processes of Ephraim Mogale Local Municipality. Firstly, the municipality is informed by National, Provincial and District programmes such NDP, New Growth Path, NDP, IDP and the District Growth and Development Summit (DGDS).

Secondly, and most important its geographical location and key features such agro-processing and tourism if optimal utilised may see the rapid development.

The 2022/2023 Ephraim Mogale Local Municipality IDP is a continuation of the drive towards the alleviation of poverty over a short term and eliminating of endemic poverty over the longer period. This IDP also focuses on the Presidential call around the alignment of the National Development Perspective (NDP), Provincial Employment Growth and Development Plan (LDP) and the Municipalities IDPs.

At the core of the 2022/2023 IDP is the challenge and commitment to;

- Deepen local democracy,
- Enhance political and economic leadership,
- Accelerate service delivery,
- Build a developmental local government,
- Ensure that the municipal planning and implementation are done in an integrated manner within all spheres of government.

### 1.3 Powers and functions

Function	Municipal Authority	District Authority	Remarks
1.Air Pollution	Yes		
2.Building regulations	Yes		
3.Childcare facilities	Yes		
4.Electricity reticulation	Yes		License for Marble Hall town and Eskom reticulates rest of municipality
5.Fire fighting	No	Yes	
6.Local tourism	Yes		
7.Municipal airport	Yes		
8.Municipal planning	Yes		
9.Municipal Health Service		Yes	
10.Municipal Public Transport	Yes		Bus & Taxi rank in private ownership
11.Pontoons & Ferries	Yes		
12.Storm water	Yes		
13.Trading regulations	Yes		
14.Water (potable)		Yes	
15.Sanitation		Yes	
16.Beaches and amusement facilities	Yes		
17.Billboards and the display of advertisements in public places	Yes		
18.Cemetries, funeral parlours and crematoria	Yes		
19.Cleansing	Yes		
20.Control of public nuisance	Yes		
21.Control of undertakings that sell liquor to the public	Yes		
22.Facilities for the accommodation, care and burial of animals	Yes		
23.Fencing and fences	Yes		
24.Licensing of dogs	Yes		
25.Licensing and control of undertakings that sell food to the public	Yes		
26.Local amenities	Yes		
27.Local sports facilities	Yes		
28.Markets	Yes		
29.Municipal Abattoirs	Yes		
30.Municipal parks and recreation	Yes		
31.Municipal roads	Yes		
32.Noise pollution	Yes		
33.Pounds	Yes		
34.Public places	Yes		
35.Refuse removal refuse dumps and solid waste disposal	Yes		The land fill site in Marble Hall town is licenced and authorised
36.Street trading	Yes		
37.Street lighting	Yes		Whole Municipal area
38.Traffic and parking	Yes		
39.Registration authority	Yes		

## 1.4 IDP INSTITUTIONAL MECHANISM

The following structures will be responsible to develop, implement and monitor the IDP/Budget/PMS of Ephraim Mogale Local Municipality IDP, Budget and PMS have been aligned as indicated in the table below:

### IDP STRUCTURES, ROLES and RESPONSIBILITIES

Structures that manage/drive the IDP/BUDGET/PMS Process		
Structure	Composition	Role
Council	Members of council (Chair: Speaker)	<ul style="list-style-type: none"> <li>Deliberate and adopt IDP Framework and Process Plan.</li> <li>Deliberate, adopt and approve the IDP.</li> </ul>
IDP/Budget & PMS Steering Committee	Mayor, Head of Portfolio Committee, Municipal Manager, All Directors,  (Chair: Mayor)	<p style="text-align: center;"><b>Function of the committee</b></p> <ul style="list-style-type: none"> <li>Provide terms of reference for subcommittees and the various planning activities.</li> <li>Commission research studies.</li> <li>Consider and comment on:- <ul style="list-style-type: none"> <li>Inputs from subcommittee(s), study teams and consultants</li> <li>Inputs from provincial sector Department and support providers.</li> </ul> </li> <li>Process, summarize and draft outputs</li> <li>Make recommendations.</li> <li>Prepare, facilitate and minute.</li> <li>Meeting.</li> <li>Prepare and submit reports to the IDP representative forum</li> </ul>
Municipal manager	The Municipal Manager	<ul style="list-style-type: none"> <li>Responsible for the overall management, coordination and monitoring of the planning process, as delegated to the Municipal Manager and the IDP/Budget/PMS planning process.</li> <li>Prepares the programme for the planning process.</li> <li>Undertake the overall management and coordination of the planning process, ensuring that all relevant actors are appropriately involved.</li> <li>Assign persons in charge of every role</li> <li>Ensure an efficient and effectively manage and organised planning process.</li> <li>Responsible for the day-to-day management of the drafting process.</li> <li>Ensure that planning process is participatory, strategic and implementation-orientated and is aligned to and satisfies sector planning requirements.</li> </ul>

<b>Structures that manage/drive the IDP/BUDGET/PMS Process</b>		
<b>Structure</b>	<b>Composition</b>	<b>Role</b>
		<ul style="list-style-type: none"> <li>• Responds to comments on the draft IDP/Budget from the public, horizontal alignment and other spheres of the satisfaction of the municipal council.</li> <li>• Ensure that MEC for local government's proposals are responded to and IDP relevantly adjusted.</li> </ul>
IDP/Budget & PMS Technical Committee	Municipal Manager, All Directors, General Management  (Chair: Municipal Manager)	<ul style="list-style-type: none"> <li>• Contribute technical expertise in the consideration and finalization of strategies and identification of projects.</li> <li>• Provide departmental operation and capital, budgetary information.</li> <li>• Responsible for the project proposal.</li> <li>• Responsible for the preparation and integration of projects and sector programmes.</li> <li>• Responsible for preparing amendments for the IDP/Budget/PMS review.</li> <li>• Responsible for organising public consultation and participation.</li> </ul>
IDP/Budget & PMS Operational task teams	<u><b>IDP</b></u>  Manager: IDP Manager: Councillor support Manager: LED (Chair: CFO and Director) Planning and Economic Development	<u><b>IDP</b></u> <ul style="list-style-type: none"> <li>• Implement the process plan</li> <li>• Provide analysis of relevant technical and sector information.</li> <li>• IDP consultation with various sectors (sector forum)</li> <li>• Preparation for all IDP meetings.</li> <li>• Ensures documentation of the results of the review of the IDP document.</li> <li>• Ensures amendments are made to the draft IDP to the satisfaction of the technical Committee.</li> </ul>
Budget task team	<u><b>BUDGET</b></u>  All managers  (Chair: CFO)	<u><b>BUDGET</b></u> <ul style="list-style-type: none"> <li>• Implement the budget plan.</li> <li>• Provides analysis of relevant technical, sector and financial information.</li> <li>• Ensure departmental budget committees are functional.</li> <li>• Ensures proper documentation of the results of the drafting of the budget document.</li> <li>• Ensures amendments are made to the draft budget to the satisfaction of the Technical Committee.</li> </ul>

<b>Structures that manage/drive the IDP/BUDGET/PMS Process</b>		
<b>Structure</b>	<b>Composition</b>	<b>Role</b>
IDP/Budget & PMS Representative Forum	Stakeholders' forum comprising, amongst others community structures, non-profit making organisations, traditional leaders, ward councillors association, interest group, government departments, church leaders, ward committee members.  (Chair: Mayor)	<ul style="list-style-type: none"> <li>Participate and ratify the completion of each phase of the IDP development and review process.</li> <li>Represent the communities at strategic decision-making level.</li> </ul>
Publication participation Team	Representative from all Directorates and the Office of the Mayor.  (Chair: Manager: Councillor Support)	<ul style="list-style-type: none"> <li>Coordination of the public participation programme</li> <li>Mobilise the involvement and commitment if stakeholders.</li> <li>Ensure participation of previously disadvantaged groups, e.g. women, the disabled, etc.</li> </ul>
Audit and performance Audit Committee	Audit Committee members, Executive Management and internal Auditor.  (Chair: Chairperson of the Audit and performance audit Committee)	<ul style="list-style-type: none"> <li>IDP/Budget/PMS monitoring and evaluation.</li> <li>Ensure due process followed to IDP presentation</li> <li>Ensure credibility of IDP based on process followed, compliance with legislation, contain all necessary information, to all factors including public comments into consideration.</li> <li>Resources are available to ensure implementation/ achievement of undertakings.</li> </ul>
CoGHSTA	MEC of CoGHSTA	<ul style="list-style-type: none"> <li>Assess/Evaluate the IDP</li> <li>Comment and Monitor IDP implementation</li> </ul>

### 1.5 IDP PROCESS OVERVIEW: STEPS AND EVENTS

The IDP/Budget process Plan was approved by Ephraim Mogale Local Municipality Council on 26 July 2022.

The activities that transpired during the Ephraim Mogale Local Municipality IDP review are presented in the following table

#### IDP & BUDGET PROCESS PLAN

<b>TARGET DATE</b>	<b>OUTPUT REQUIRED</b>	<b>COORDINATOR</b>	<b>STAKEHOLDERS</b>
<b>Planning Phase</b>			
06 July 2022	Refinement of the draft approved process plan and awareness in accordance with provincial and district.	IDP manager and CFO	MM, Directors and Managers

<b>TARGET DATE</b>	<b>OUTPUT REQUIRED</b>	<b>COORDINATOR</b>	<b>STAKEHOLDERS</b>
09 July 2022	Submission draft Process plan to portfolio committee	IDP Manager	MM, Managers and Directors
21 July 2022	Submission Draft Process Plan to Exco	Mayor and Exco	Mayor, Exco, MM, and Directors
23 July 2022	Table the process plan to council	Mayor and Exco	Mayor, Exco, All councillors, MM and Directors.
<b>Analysis phase</b>			
02 August- 24 September 2022	<ul style="list-style-type: none"> <li>a) Legal framework Analysis</li> <li>b) Leadership Guidelines</li> <li>c) Municipality Technical Development Analysis</li> <li>d) Community and Stakeholders Development Analysis.</li> <li>e) Institutional analysis</li> <li>f) Economic analysis</li> <li>g) Socio-economic analysis</li> <li>h) Spatial analysis</li> <li>i) In-depth analysis and identification of key Development priorities</li> </ul>	IDP Office	All wards
04 October 2022	IDP Technical committee	MM	MM, Directors and Managers
08 October 2022	IDP Steering Committee	Mayor and Exco	Exco, MM, Directors and Managers
13 October 2022	IDP Rep forum	Mayor and Exco	Mayor, Exco, All Councillors, MM, Directors and Managers
18 October 2022	Table the analysis phase to portfolio committee	IDP Manager	MM, Directors and Managers
20 October 2022	Table Analysis Phase to Exco	MM	Mayor, Exco, MM and Directors
22 October 2022	Table the analysis phase to council	Mayor	Exco and all Councillors
<b>Strategies Phase</b>			
08-12 November 2022	Departmental Strategic Phase session	IDP manager	All Directors
01-03 December 2022	Institutional strategic planning session	Mayor and Exco	Mayor, Exco, All councillors MM, directors and Managers
14 February 2023	IDP Rep Forum	Mayor, Exco	Mayor, MM, and Directors
18 February 2023	Table the strategic phase to Exco	MM	Mayor, Exco, MM and Directors.

<b>TARGET DATE</b>	<b>OUTPUT REQUIRED</b>	<b>COORDINATOR</b>	<b>STAKEHOLDERS</b>
25 February 2023	Table the strategic Phase to Council	MM	Mayor, Exco and all Councillors, MM and all Directors
<b>Project Phase</b>			
28 February 2023	IDP/Budget/PMS Technical Committee to consider projects	MM	MM, Directors And Managers
04 March 2023	IDP/Budget/PMS Steering committee to consider projects	Mayor and Exco	Mayor, Exco, MM, and Directors
07 March 2023	IDP/Budget/PMS Rep forum	IDP Manager	Mayor, Exco, all councillors, Sector Departments, ward committee and CDW's.
<b>Integration phase</b>			
09 March 2023	Audit Committee <b>Consider IDP</b>	IDP Manager	Mayor, MM, and Directors
11 March 2023	Joint Portfolio Committee <b>Consider Draft IDP</b>	IDP manager	MM, Directors and Managers
18 March 2023	Draft IDP and Budget Table to Exco	IDP Manager	MM, Directors and Managers
31 March 2023	Draft IDP and Budget table to Council <b>Consider Draft IDP/Budget</b>	Mayor and Exco	Exco and All Councillors
01 April 2023	Issue public notice on the tabled 2021/2022 Draft IDP/Budget in newspaper and placement of the document on the municipal website.	IDP and Communication	Communities and other stakeholders
08 April 2023	Submit Draft IDP and Budget to relevant authorities for assessment (CoGHSTA, National & provincial treasuries and direct Municipality) <b>10 Days after tabling</b>	MM and CFO	IDP/ Budget
11-22 April 2023	Public participation on Draft IDP/Budget in all Clusters	Public Participation, IDP and Budget	Community and Stakeholders
<b>Approval</b>			
29 April 2023	IDP/Budget Technical Committee <b>Considering input from Community</b>	IDP manager	MM, Directors and Managers
06 May 2023	IDP Steering Committee <b>Consider input from the community</b>	Mayor and Exco	Mayor, Exco, MM and Directors
13 May 2023	Audit Committee	MM	MM, Directors and Managers
16 May 2023	Joint Portfolio Committee	IDP manager	MM, Directors and Managers

TARGET DATE	OUTPUT REQUIRED	COORDINATOR	STAKEHOLDERS
	<b>Consider final IDP/Budget</b>		
20 May 2023	Final IDP/Budget to Exco	MM	Mayor, Exco, MM and Directors
31 May 2023	Final IDP and Budget table to Council <b>Consider final IDP/Budget</b>	IDP Manager	MM, Directors and Managers
01 June 2023	Issue Public Notice on the adopted 2021/22 IDP/ Budget in newspapers and placement of documents on the municipal website	IDP, Communication	Communities
10 June 2023	Submit adopted IDP and Budget to relevant Authorities (CoGHSTA, National & provincial treasuries, district Municipality) <b>10 Days after adoption</b>	MM & CFO	IDP/Budget

#### Performance Management Timetable

ACTIVITY	SUBMISSION DATES	RESPONSIBILITY	CO-ORDINATOR
Service Delivery & Budget Implementation Plan 2022/2023 (SDBIP)  Back to Basics Action Plan 2022/2023	<b>PMS</b> 04 June 2022	All Departments	PMS Section
	<b>Internal Audit</b> 10 June 2022		
	<b>Audit Committee</b> 23 June 2022		
	<b>Council</b> 29 June 2022		
	<b>Submission to CoGHSTA, CoGTA, LPT &amp; NT</b> 30 June 2022		
Fourth Quarter Performance Report 2021-2022  Fourth Quarter Back to Basics Report 2021/2022  Annual Back to Basics Report 2021/2022	<b>PMS</b> 07 July 2022		
	<b>Internal Audit</b> 08 July 2022		
	<b>Audit Committee</b> 21 July 2022		
	Portfolio Committee 15 July 2022		
	<b>EXCO Lekgotla</b> 21 July 2022		
	<b>EXCO</b> 21 July 2022		
	<b>Council</b> 24 July 2022		



ACTIVITY	SUBMISSION DATES	RESPONSIBILITY	CO-ORDINATOR
Service Delivery & Budget Implementation Plan 2022/2023 (SDBIP)  Back to Basics Action Plan 2022/2023	<b>PMS</b> 04 June 2022	All Departments	PMS Section
	<b>Internal Audit</b> 10 June 2022		
	<b>Audit Committee</b> 23 June 2022		
	<b>Council</b> 29 June 2022		
	<b>Submission to CoGHSTA, CoGTA, LPT &amp; NT</b> 30 June 2022		
	<b>Submission to CoGHSTA, CoGTA, LPT &amp; NT</b> 31 July 2022		
Annual Performance Report 2021-2022	<b>PMS</b> 03 August 2022	All Departments	PMS Section
	<b>Internal Audit</b> 05 August 2022		
	<b>Audit Committee</b> 20 August 2022		
	Portfolio Committee 14 August 2022		
	<b>EXCO</b> 21 August 2022		
	<b>Council</b> 28 August 2022		
	<b>Submission to CoGHSTA, CoGTA, LPT &amp; NT</b> 31 August 2022		
First Quarter Performance Report 2021-2022  First Quarter Back to Basics Report 2022/2023	<b>PMS</b> 07 October 2022	All Departments	PMS Section
	<b>Internal Audit</b> 09 October 2022		
	<b>Audit Committee</b> 14 October 2022		
	Portfolio Committee 15 October 2022		
	<b>EXCO Lekgotla</b> 22 October 2022		
	<b>EXCO</b> 22 October 2022		
	<b>Council</b> 29 October 2022		

ACTIVITY	SUBMISSION DATES	RESPONSIBILITY	CO-ORDINATOR
Service Delivery & Budget Implementation Plan 2022/2023 (SDBIP)  Back to Basics Action Plan 2022/2023	<b>PMS</b> 04 June 2022	All Departments	PMS Section
	<b>Internal Audit</b> 10 June 2022		
	<b>Audit Committee</b> 23 June 2022		
	<b>Council</b> 29 June 2022		
	<b>Submission to CoGHSTA, CoGTA, LPT &amp; NT</b> 30 June 2022		
	<b>Submission to CoGHSTA, CoGTA, LPT &amp; NT</b> 31 October 2023		
Second Quarter Performance Report 2022/2023  Mid-Term Performance Report 2022/2023  Annual Report 2021-2022  Second Quarter Back to Basics Report 2022/2023	<b>PMS</b> 08 January 2023	All Departments	PMS Section
	<b>Internal Audit</b> 12 January 2023		
	<b>Audit Committee</b> 20 January 2023		
	Portfolio Committee 15 January 2023		
	<b>EXCO</b> 21 January 2023		
	<b>EXCO Lekgotla</b> 21 January 2023		
	<b>Council</b> 28 January 2023		
	<b>Submission to CoGHSTA, CoGTA, LPT &amp; NT</b> 31 January 2023		
Third Quarter Performance Report 2022/2023  Third Quarter Back to Basics Report 2022/2023	<b>PMS</b> 06 April 2023	All Departments	PMS Section
	<b>Internal Audit</b> 09 April 2023		
	<b>Audit Committee</b> 20 April 2023		
	Portfolio Committee 15 April 2023		
	<b>EXCO</b> 20 April 2023		
	<b>EXCO Lekgotla</b> 20 April 2023		
	<b>Council</b>		

ACTIVITY	SUBMISSION DATES	RESPONSIBILITY	CO-ORDINATOR
Service Delivery & Budget Implementation Plan 2022/2023 (SDBIP)  Back to Basics Action Plan 2022/2023	<b>PMS</b> 04 June 2022	All Departments	PMS Section
	<b>Internal Audit</b> 10 June 2022		
	<b>Audit Committee</b> 23 June 2022		
	<b>Council</b> 29 June 2022		
	<b>Submission to CoGHSTA, CoGTA, LPT &amp; NT</b> 30 June 2022		
	29 April 2023		
	<b>Submission to CoGHSTA, CoGTA, LPT &amp; NT</b> 30 April 2023		
Fourth Quarter Performance Report 2020-2021  Fourth Quarter Back to Basics Report 2022/2023  Annual Back to Basics Report 2022/2023	<b>PMS</b> 07 July 2023	All Departments	PMS Section
	<b>Internal Audit</b> 09 July 2023		
	<b>Audit Committee</b> 13 July 2023		
	Portfolio Committee 15 July 2023		
	<b>EXCO Lekgotla</b> 22 July 2023		
	<b>EXCO</b> 22 July 2023		
	<b>Council</b> 28 July 2023		
	<b>Submission to CoGHSTA, CoGTA, LPT &amp; NT</b> 30 July 2023		
Monthly Back to Basics Report	<b>PMS</b>  2 <sup>nd</sup> week of every month	All Departments	PMS Section
	<b>Submission to CoGHSTA &amp; CoGTA</b>		
	15 <sup>th</sup> of every Month		

### 1.6 Basis for IDP Review Process

The preparation and review of the IDP is a continuous process providing a framework for all development planning in the municipality. As such the IDP is not only annually assessed in terms of

delivery and the prevailing conditions in the municipality, but also improved upon each and every year. The following aspects informed the 2022/2023 IDP Review process:

- Updating baseline information to ensure sound decision-making in addressing service delivery gaps;
- Meeting the national targets in terms of service provisioning.
- Responding to key issues raised in the 2022 State of the Nation and Provincial Addresses focusing on “job creation through massive infrastructure development”.
- Aligning Sector Departments’ strategic plans to the municipality service delivery programmes;
- Strengthening focused Community and stakeholder participation in the IDP processes.
- Meeting targets in terms of the KPAs of the local government strategic agenda.
- Responding to the Community priorities for 2022/2023
- Responding to issues raised during the municipality Assessment (SWOT).
- Updating and developing pending sector plans and programmes of the IDP
- Revising the vision, mission, objectives, strategies, programmes and projects; and
- Alignment of IDP, Budget and PMS activities.
- National Key Priority Areas and the National Outcomes
- Due to COVID-19 the mayor conducted public participation for the draft IDP/Budget through 3 community radio stations and a live facebook broadcast through the municipal facebook page. Communities were given an opportunity to comment on radio, whatsapp and email though the response was very minimal, however inputs made were considered in the final IDP and budget.

#### 1.6 MEC for Limpopo CoGHSTA comments

The MEC for Limpopo CoGHSTA rated the IDP of the municipality high for the past five years.

2017/2018	2018/2019	2019/2020	2020/2021	2021/2022
High	High	High	High	High

## CHAPTER 2 – MUNICIPAL PROFILE

### Description of Municipal Area

#### 2.1 Demographic Profile

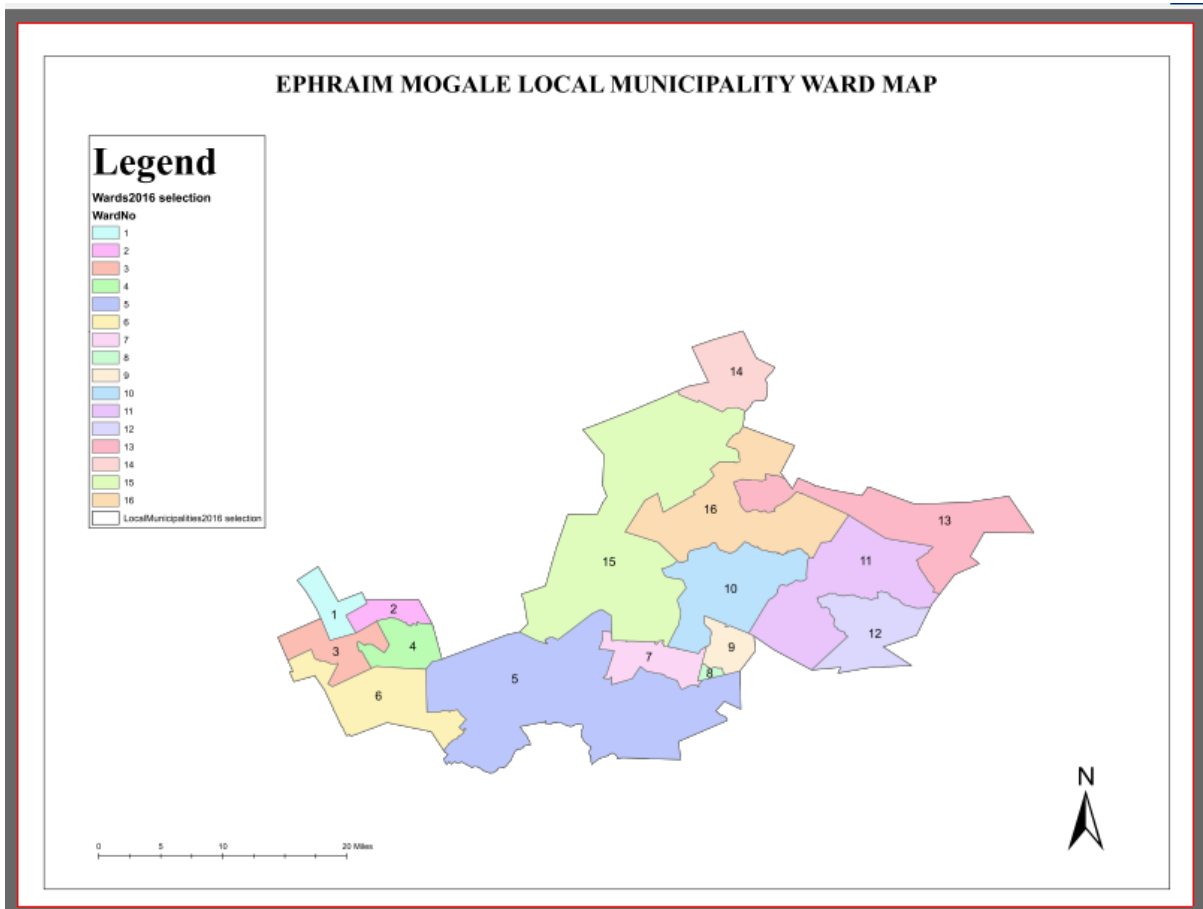
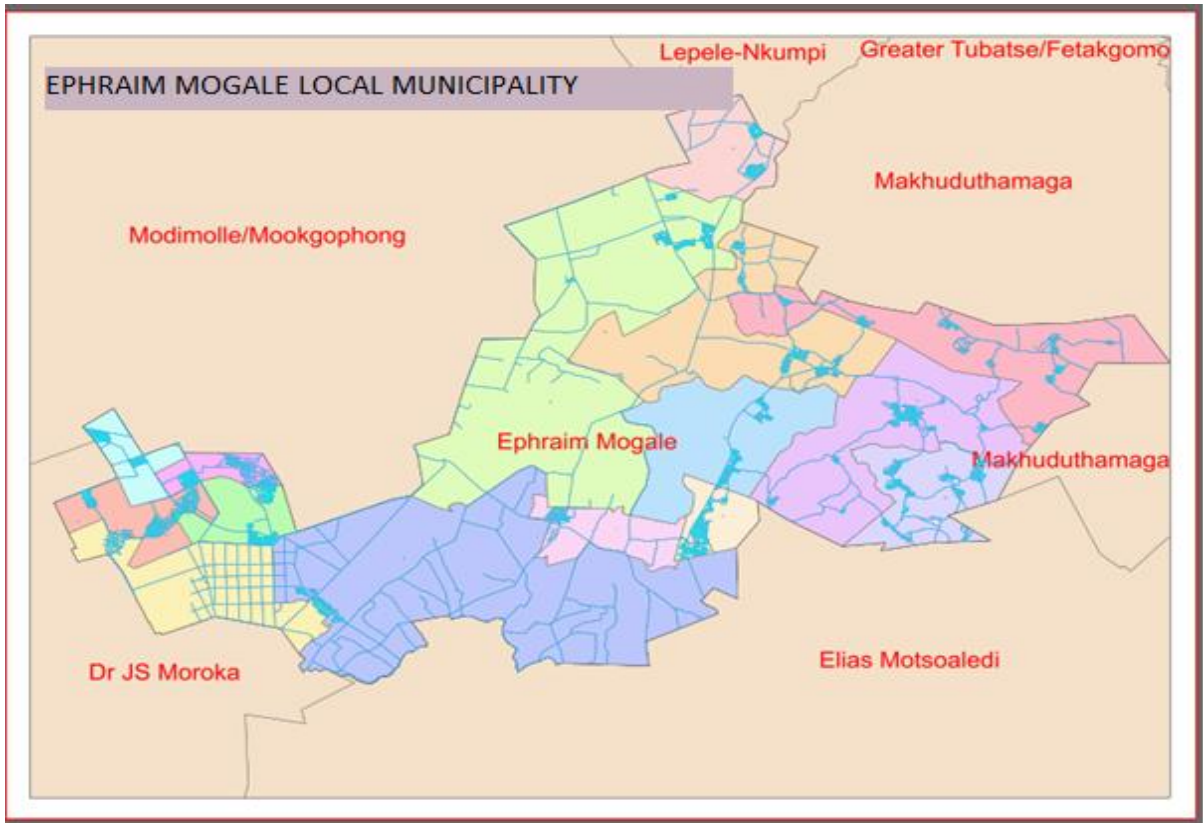
Ephraim Mogale's population is youthful, with Sepedi being the main language. The following analogy provides an overview of the important demographic Indicators of Ephraim Mogale Local Municipality. It covers the population size, age distribution, unemployment, income generation, educational levels and services backlogs. The socio-economic profile of the Municipality provides an indication of poverty levels, development prospectus and breaks it down from villages to wards. The population size is 123 648. The population in the municipality constitutes 97, 8% black Africans, 1, 6% whites, with other population groups making up the remaining 0, 6%. The sex ratio in the municipality is 88.9, meaning that for every 100 women there are 88 men.

The name of the Municipality was changed from Greater Marble-Hall to Ephraim Mogale by an amendment of section 12 notice in Provincial Gazette No 1721 by General notice 10 of 2010 on the 28<sup>th</sup> January 2010 with new Logo and slogan-RE HLABOLLA SECHABA which means "WE DEVELOP OUR PEOPLE".

The Ephraim Mogale Local municipality is composed of the former Marble Hall New City, Moutse West, and Leeuwfontein/Moganyaka, portion of former Hlogotlou/Lepelle TRC, portion of former Greater Nebo North TRC, the entire area of former Middle Lepelle TRC, portion of Naboomspruit/Roedtan, Thusang TLC area and part of the former Springbokvlakte TLC.

The municipality was established soon after the elections in 2005 in terms of section 12 notice no .302 dated 1 October 2000. The municipality was a cross boundary municipality which compromises of 16 villages, Marble hall town and farming areas in Mpumalanga and 2 townships and 47 villages in Limpopo. The municipality has been incorporated in Limpopo province in accordance with proclamation no.422 dated 27 December 2005. The municipality is named after the struggle hero Ephraim Mogale. The municipality borders Makhuduthamaga local municipality in the south, Elias Motswaledi local municipality in the east Lepelle Nkumpi local municipality in Capricorn District, Mookgopong local municipality in Waterberg and Mpumalanga's Dr JS Moroka local municipality. It is situated about 150km from Polokwane, 100km from Mokopane, 145km from Pretoria, and 250km from Mbombela. The municipality is the second smallest of the five local municipalities in the district, constituting 14.4% of the area with 1911.07 square kilometers of the district's 13 264 square kilometer. Land ownership is mostly traditional and the municipality is predominantly rural with about 56 settlements, most of which are villages. The municipality has 16 wards.

NUMBER OF WARDS	NUMBER OF TOWNS	NUMBER OF SETTLEMENTS/ VILLAGES	NUMBER OF FARMS	NUMBER OF MINES
16	1	78	1324	2



## Ward Map

### 2.1 Demographic Analysis

#### 2.1.1 Population characteristics

Ephraim Mogale Local Municipality has a total population of 127168 and 33936 households. According to the census community survey 2016 figures indicates that the municipality has a youthful population. The community survey 2016 statistics conducted; the number of households has increased by 12%. The following analogy provides an overview of the important demographic Indicators which covers the population size, age distribution, employment, income, and educational levels.

Population	2011	2016	Households	2011	2016	Youth	2011	2016
<b>Total</b>	123 082	127 168	Total	32 284	33 936	Total	42 964	51 829

Source: As per the community survey 2016 statistics conducted, the number of households has increased by 12%.

#### 2.1.1 POPULATION TRENDS AND WARD DISTRIBUTION

Ward	Total population	No of house holds	Villages
WARD 1	<b>9218</b>	<b>1676</b>	Malebitsa & Driefontein
WARD 2	<b>12570</b>	<b>2234</b>	Uitvlucht, Keerom, Spitspunt, Tshikanoshi & Klopper
WARD 3	<b>10139</b>	<b>1844</b>	Matlerekeng
WARD 4	<b>7162</b>	<b>1363</b>	Matlerekeng & Rathoke
WARD 5	<b>9239</b>	<b>1949</b>	Matlala Ramoshebo, Midway, Toitskraal & Madikoti
WARD 6	<b>13676</b>	<b>2414</b>	Ditholong, Ramoshebo, Mmamaneng, Mokgwaneng & Matatadibeng
WARD 7	<b>9532</b>	<b>2157</b>	Marble Hall
WARD 8	<b>9765</b>	<b>2105</b>	Leeuwfontein & RDP
WARD 9	<b>8138</b>	<b>2298</b>	Moganyaka & Manapyane
WARD 10	<b>6984</b>	<b>1740</b>	Mamphogo & Mmakgatle
WARD 11	<b>12969</b>	<b>2359</b>	Rakgwadi, Selebaneng, Goru, Moeding, Puleng, Puleng A&B, Ga Mmela, Mmatilo, Makhutso & Mohlalaotwane
WARD 12	<b>13307</b>	<b>2237</b>	Serithing, Vaalbank, Hlopha, Ngwalemong, Mabitsi, & Ga Makgatle
WARD 13	<b>16975</b>	<b>3001</b>	Disenyane, Garagopola, Mathukuthela, Mohlotsi, Manotolwaneng, Greenside, Moomane, Ga Masha, Matseding, Vleishgewag, Motseleope, Mogalatsane & Tompi Seleka
WARD 14	<b>15650</b>	<b>2845</b>	Regae & Dichweung
WARD 15	<b>16488</b>	<b>2998</b>	Morarela, Mbuzini & Elandskraal
WARD 16	<b>9169</b>	<b>1717</b>	Letebejane, Phetwane, Tsimanyane, Ditholong & Mafisheng
<b>Grand Total</b>	<b>127168</b>	<b>33 936</b>	

*Census 2011*

### 2.1.2 Age and Gender Distribution

Age	Male	Female	Grand Total
0 – 4	8412	8146	16558
5 – 9	7308	6938	14246
10 – 14	6795	6310	13105
15 – 19	7323	6802	14125
20 – 24	6036	5980	12016
25 – 29	4434	5178	9611
30 – 34	3262	3941	7203
35 – 39	2704	3684	6388
40 – 44	2326	3159	5485
45 – 49	2099	3028	5127
50 – 54	1765	2538	4304
55 – 59	1548	2147	3694
60 – 64	1328	1877	3206
65 – 69	918	1766	2684
70 – 74	886	1324	2209
75 – 79	393	954	1347
80 – 84	333	905	1238
85+	326	755	1081
<b>Grand Total</b>	<b>59736</b>	<b>67432</b>	<b>127168</b>

Source: Census 2011

### 2.1.3 Number of gender headed households

Gender	Total
Male	16386
Female	17550
Grand Total	33936

### 2.1.4 Educational Profile

Village	No schooling	Some Primary	Completed Primary	Some Secondary	Grade 12 / Std 10	Higher	Grand Total
Dichoeung	184	426	81	391	122	23	1227
Marble Hall NU	2715	3611	1467	4773	1497	453	14516
Tsantsabela	670	1179	243	1303	427	21	3842
Mbuzini	142	436	58	298	71	9	1015
Elandskraal	715	1714	349	1698	744	177	5395
Hinlopen	122	313	47	233	79	6	799
Morarela	229	409	51	228	38	1	956



Village	No schooling	Some Primary	Completed Primary	Some Secondary	Grade 12 / Std 10	Higher	Grand Total
Mogalatsana	270	207	34	157	72	11	751
Phetwane	66	270	49	274	82	36	777
Mafisheng	36	239	64	301	106	34	780
Arabie	2	36	4	33	17	76	169
Mareleng	12	42	3	34	20	2	112
Moomane	105	313	59	333	106	16	931
Mohlotsi	77	228	29	200	92	11	637
Motselope	62	171	23	139	53	1	448
Frischgewaagd	24	43	1	26	10	-	104
Klipspruit	29	32	10	37	17	6	131
Gereagopola	13	78	12	73	56	9	241
GaMasha	86	250	27	186	69	7	624
Ditholong	323	392	66	455	124	36	1395
Letebejane	113	432	53	480	170	33	1280
Matlala	1	8	2	15	17	66	109
Tsimanyane	116	381	61	426	254	155	1394
Mooihoek	149	456	69	390	162	50	1276
Manotolwaneng	85	113	25	107	8	23	361
Mathukuthela	53	326	52	230	102	8	771
GaMmela	6	11	2	18	6	3	46
Makhutso	38	82	23	60	40	1	244
Goru	25	42	13	86	43	19	227
GaMakharankana	333	516	105	516	166	31	1667
Mmakgatle	70	119	19	113	36	4	363
Mohlalaotoane	506	1074	186	1125	549	153	3593
Selebaneng	34	67	16	67	24	8	217
Doornspruit	92	192	30	154	76	2	546
Malebitsa	471	1229	250	1094	340	61	3445
Matilo	80	102	9	123	30	3	347

Village	No schooling	Some Primary	Completed Primary	Some Secondary	Grade 12 / Std 10	Higher	Grand Total
Driefontein	302	765	108	622	197	19	2013
Seriteng	192	332	74	298	142	25	1063
Mamphokgo	724	1442	289	1616	632	51	4753
Mmotwaneng	249	307	61	316	148	31	1112
Mabitsi B	66	146	27	105	65	13	422
Uitvlugt	769	1627	246	1335	278	27	4283
Rathoke	740	1578	286	1342	505	104	4554
Mabitsi A	131	503	89	466	155	32	1375
Vaalbank	148	302	47	262	106	-	866
Keerom	-	-	1	2	2	-	5
Metsanangwana	551	741	130	691	262	75	2450
Doornlaagte	227	438	97	418	150	23	1353
Masanteng	19	15	5	12	10	-	61
Paardenzoek	9	19	5	18	6	1	57
Spitspunt	323	944	175	711	185	23	2361
Moeding	118	226	50	221	98	9	722
Moganyaka	382	806	138	914	392	51	2683
Manapsane	457	1521	311	1688	695	96	4767
Leeufontein	775	1877	328	2554	1248	374	7157
Phuleng	38	72	12	101	23	5	253
GaMakgatle	35	92	21	110	57	2	317
Ngwalemong	178	539	79	608	213	24	1642
Marble Hall	159	338	87	572	594	550	2300
GaMakena	66	86	33	116	55	4	361
Matlerekeng	615	1374	280	1343	453	38	4103
Tshikanosi	202	585	103	460	166	45	1561
Matlala Ramoshebo	549	989	141	1062	490	48	3279
Grand Total	16077	33201	6814	34141	13150	3228	106610

**Source: Census 2011**

### **2.1.5 Employment Profile**

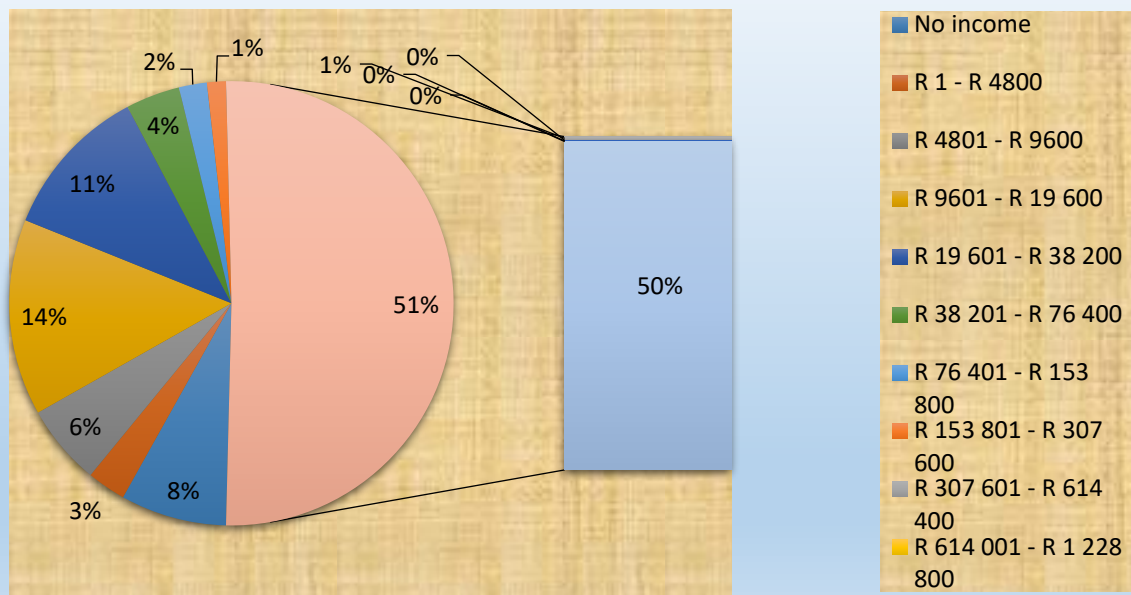
Table depicts employment status

Employed	18345
Unemployed	12943
Discouraged work-seeker	5299
Other not economically active	34572
Not applicable	52470

### **2.1.6 Annual Household Income**

Income Category	No. of household
No income	5240
R 1 – R 4800	2023
R 4801 – R 9600	3794
R 9601 – R 19 600	9422
R 19 601 – R 38 200	7503
R 38 201 – R 76 400	2744
R 76 401 – R 153 800	1417
R 153 801 – R 307 600	989
R 307 601 – R 614 400	435
R 614 001 – R 1 228 800	172
R 1 228 801 – R 2 457 600	104
R 2 457 601 or more	92
<b>Grand Total</b>	<b>33 936</b>

## Annual Household Income



### 2.1.7 People with Disabilities

Disability	Grand total
Seeing	9592
Hearing	4334
Communication	3821
Physical	5532
Intellectual	6674
Multiple	8576
Total	38 529

*SOURCE: STATSSA 2011*

## CHAPTER 3 – SITUATIONAL ANALYSIS

### Background

Ephraim Mogale local municipality borders Makhuduthamaga local municipality in the south, Elias Motswaledi local municipality in the east Lepelle Nkumpi local municipality in Capricorn District, Mookgopong local municipality in Waterberg and Mpumalanga's Dr JS Moroka local municipality. It is situated about 150km from Polokwane, 100km from Mokopane, 160km from Pretoria, and 250km from Mbombela. The municipality is the second smallest of the five local municipalities in the district, constituting 14.4% of the area with 1911.07 square kilometers of the district's 13 264 square kilometer the area covers 16 wards. Land ownership is mostly traditional, and the municipality is predominantly rural with about 56 settlements, most of which are villages.

### 3.1 Spatial Rationale

The municipal area is a major producer of citrus and table grapes. Cotton and vegetable production is also substantial. Cattle ownership among subsistence farmers is significant. Production areas are scenically attractive and, together with the Flag Boshielo Dam; provide supply side opportunities for tourism development. The Schuinsdraai Nature Reserve, which is adjacent to Flag Boshielo Dam, adds to this opportunity.

Mining activity includes dolomite and dimension stone. Marble Hall town has a very large, but underutilized industrial park. The only manufacturer of note is McCains and Tiger Brand Foods vegetable processing. Other tenants in the industrial park are mostly distributors and businesses that repair motor vehicles and other equipment.

The local construction industry is very small but is growing rapidly. Wholesale and retail trade development has always been overshadowed by facilities that are available in the adjacent Groblersdal. A large network of informal traders operates throughout the municipal area.

#### 3.1.1 Settlement Patterns

The configuration of the municipal area and the existing spatial pattern (topography, population distribution and sprawl) together with causal factors (land ownership, established land uses) are impediments to the successful implementation of a Development Strategy to achieve the four developmental outcomes proposed in the White Paper on Local Government. Restricted access to land by the Municipality due to inhibitive land cost (privately owned land) and statutory deterrents (state – owned land under tribal custodianship) would exacerbate attempts by the Council to orchestrate and encourage the development of a beneficial spatial pattern within the municipal area.

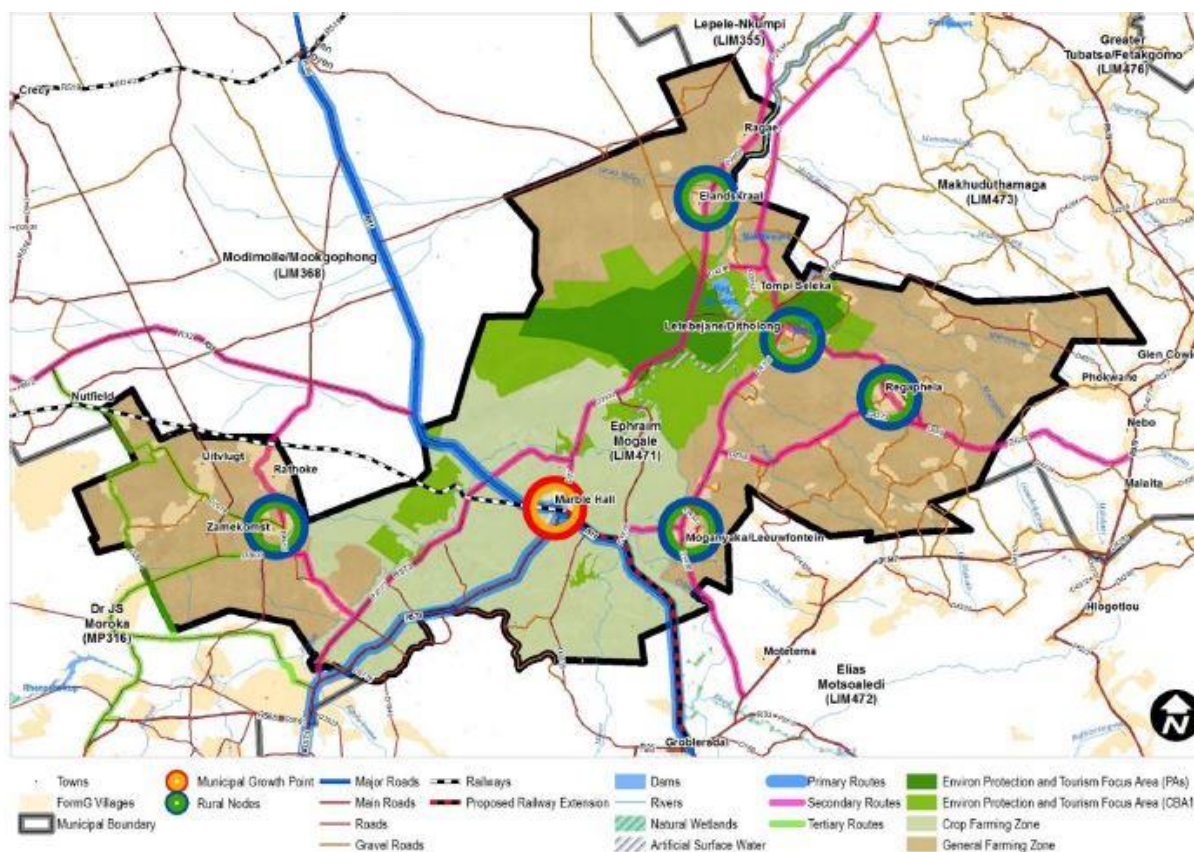
Marble Hall is a clustered or nucleated settlement within the municipal area found at the intersection of the N11 National route and the R-573. The settlements from Moganyaka/Leeufontein northwards up to Mamphokgo North can be classified as linear settlements along District Road D-4100. All other settlements in the municipal area can be regarded as scattered settlements dispersed over a large area,

mainly towards the eastern and northeastern parts of the municipal area. There are also some scattered settlements in the western corner of the municipal area in the vicinity of Zamekomst and Rathoke.

### 3.1.3 The settlement hierarchy of the municipality is as follows

#### 3.1.4. Growth Points/Nodal Points

In terms of the Ephraim Mogale Spatial Development Framework, 2018, the municipality comprise a number of nodal points classified as follows:



*Ephraim Mogale Nodal Points, Source Municipal Spatial Development Framework*

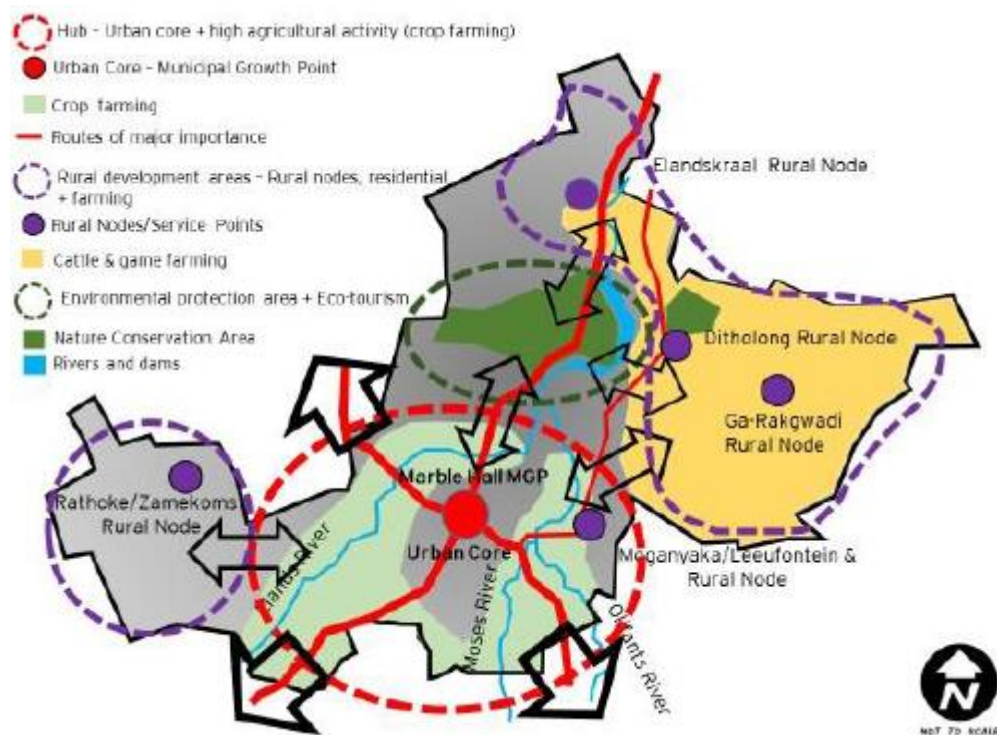
The nodal points are further described as follows:

TYPE	AREA	DESCRIPTION	CLUSTER
First Order Settlement	Marble Hall (Urban Core)	This Growth point is the urban core and the centre of economic activity in the municipal area	None
2nd Order Settlements	Leeuwfontein/Moganyaka (Rural Node)	This rural Node is strategically located close to Marble Hall Municipal Growth Point node	-
	Elandsdraal (Rural Node)	It is surrounded by tourism hubs such as Flag-Boshielo Dam and the Environmental protection tourism areas	Regae (Van der Merwesdraal); Doornpoort; Mogalatsana; Phetwane and Weltevrede (Ga-Mapuru).

	Rathoke/Zamenkomnst (Rural Node)	To serve in the rural residential needs of the community in support of the General Farming Zone (GFZ) and the Crop Farming Zone (CFZ) and also to serve as service point for the rural Hinterland/lower order settlements.	Spitspunt; Kwamatabane (Malebitsa); Driefontein Metsanangwana (Keerom); Mmakola (Doornlaagte) and Tshikanosi (Leeukuil).
	Ditholong (Rural Node)	The cluster is however far bigger and it is estimated that the population will reach just over the 10,000 people by 2030, if a high growth scenario is used	Arabie; Magatle A and B (Makharankana) and Matseding (Tomp Seleka Agricultural College);
3rd Order Settlements	Mohlalaotwane/Vooruitsig (Rural Node)	The Development Edge of node settlement, includes an area of 1,081ha and currently accommodates about 3,900 persons or 990 households.	Mabitsi A and B; Ngwalemong A and B; Mmotweng; Vaalbank; Seriteng and Ga-Magatle.

### 3.1.4 Land Use Composition and Management tools

Ephraim Mogale is characterized by clearly identifiable land use areas which predominately: extensive agriculture areas, dominated by the growing of citrus fruit; game reserves and nature reserves, including game lodges; sprawling rural residential villages. Essentially the land use composition is residential, agricultural, game lodges/nature land use activities and including two mines in Marble Hall town. The municipality's SDF and LUS that ensure alignment to SPLUMA Act 16, 2013 have been adopted by Council. Geographic Information System has been successfully procured. The SPLUMA By-law has been gazette and is operational.



*Land Use Composition*

### Implementation of Spatial Planning and Land Management Act, 16 of 2013

The advent of Spatial Planning and Land Use Management Act, 16 of 2013, has brought about changes in relations to the manner in which land was administered. Unlike previous planning laws, this Act provide a framework for spatial planning and land use management on different spheres of government. It provides for the two pillars of planning, namely spatial forward planning and land use management or land development administration. This has necessitated the need to repeal other pieces of legislations and/or also caused some to dysfunction so as to achieve a uniform spatial approach pertaining to land activities.

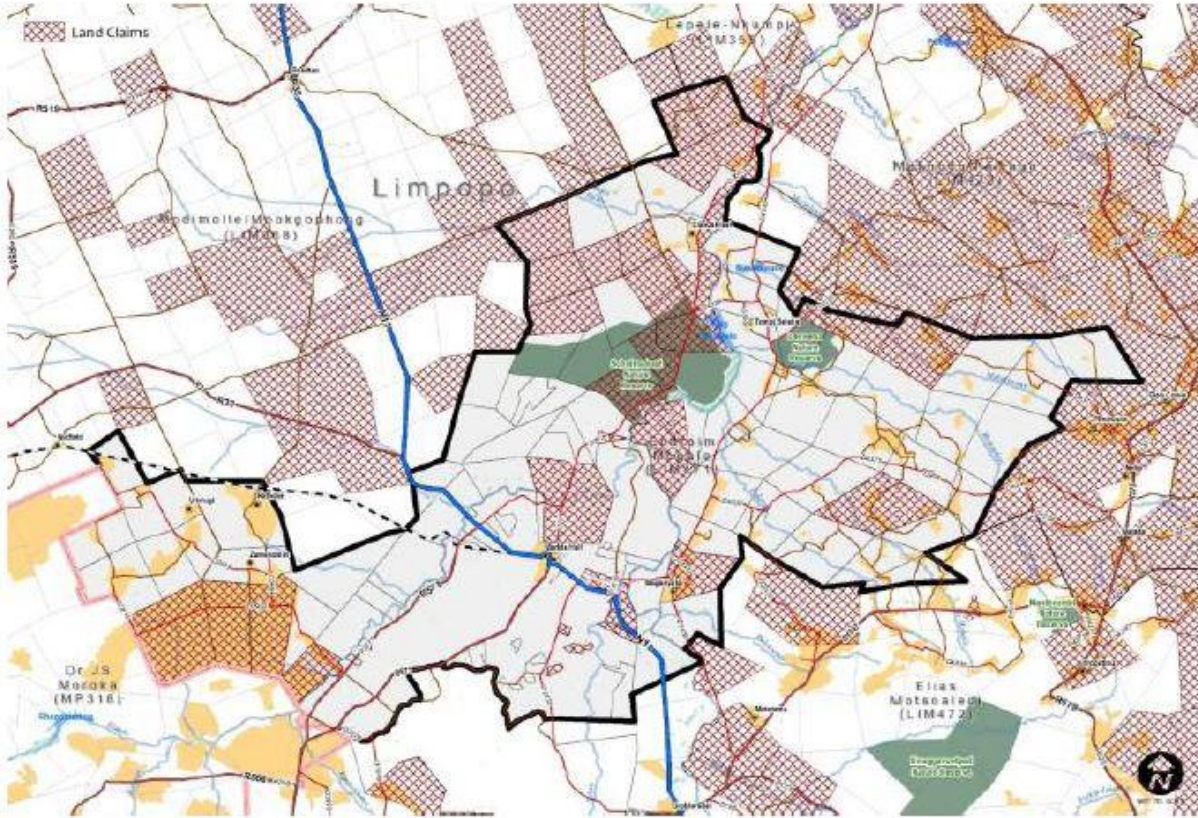
As a result, the municipality has since been working its finger to the bone with objectives to put management tools and/or systems in place conforming to the provisions of the surpra act. The progress is herein summarized as follows:

EPHRAIM MOGALE LOCAL MUNICIPALITY STATE OF SPLUMA IMPLEMENTATION	
ITEM	PROGRESS
1.SPLUMA compliant By-law	The municipality has during the financial year 2016/17 gazetted a by-law on Municipal Planning and Land Use Management. The by-law is applicable to the entire jurisdiction of the Municipality.
2.Spatial Development Framework (SDF)	The Municipality has reviewed its Spatial Development Framework, 2006 during 2017/18 financial year as it was obsolete in terms of SPLUMA, 16 of 2013. It is the Spatial plan illustrating the desired form of current and future land development, thereby supporting the spatial vision, objectives, strategies and projects identified in the Integrated Development Plan (IDP). The SDF became effective from the 1 <sup>st</sup> February 2019.
3.Land Use Scheme (LUS)	Previously, the municipality only had 1 (one) town planning scheme (Marble Hall Town Planning Scheme, 2001), which only included Marble Hall and excluded all other areas in the jurisdiction of the Municipality. As per the requirements of SPLUMA, the municipality has now developed a wall-to-wall Land Use Scheme that will be used to regulate on land developments within the jurisdiction. The LUS became effective on the 1 <sup>st</sup> February 2019.
4.Geographic Information System (GIS)	Additional to the above, a GIS software was also bought to complement the implementation of the afore-stated tools.
5.Other Management tools	Land Invasion, Property Encroachment, Conflicting property/building, Outdoor Advertising and Signage, Telecommunication Mast Infrastructure, SMME's on residential stands By-laws have also been put in place and are currently enforced.

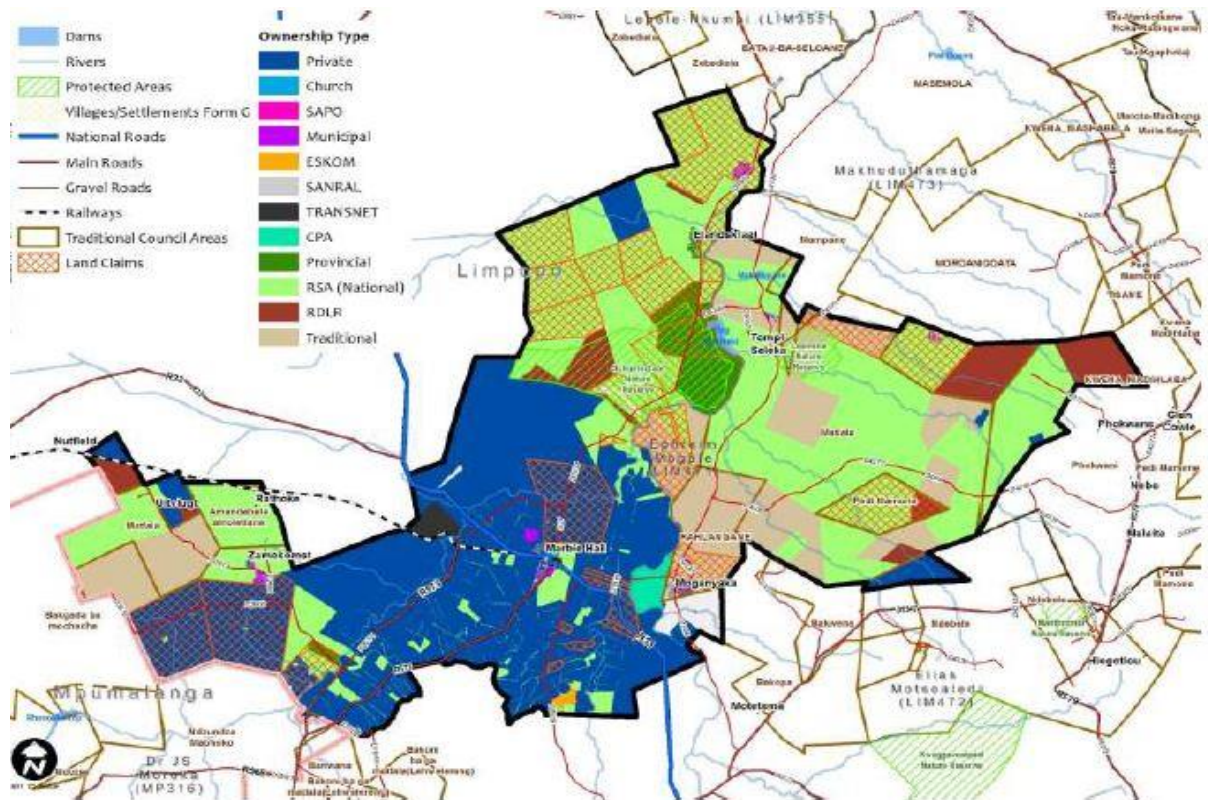
#### 3.1.6 Land Claims and their Socio-Economic Implications

Land claims have been made in respect of Schuinsdraai nature reserve and representatives of claimants have been included in the PAC for second phase development of the reserve by DEAT. The Flag Boshielo Dam which can provide supply side opportunities for tourism development. The Schuinsdraai Nature Reserve, which is adjacent to Flag Boshielo Dam, adds to this opportunity. Further opportunity is the industrial land available in Marble Hall town which is in ownership of the municipality. The state of land claims in the municipality appears as follows:





State of Land claims, Source: Municipal Spatial Development Framework, 2018



Land Ownership vs Land Claims

### **3.1.7 Illegal Occupation of land/ Informal Settlements**

Marble Hall town has been invaded by informal dwellers on the property description Remainder of the farm Loskop Noord 12-JS (direct north-east of Marble Hall town). The municipality is currently engaging the department of public works in possible relocations/evictions of the dwellers. Large areas of land (75%) in Marble Hall are private owned and not easily accessible for development. State-Owned land is mostly under the custodianship of traditional Authorities. With Koteng Land Invasion, the municipality has made a submission to the magistrate and dealing with the invasion together with landowners NDPW to urgently address the matter; Leeuwfontein RDP area is none adherence to township establishment and land use management laws and the municipality has made a submission to the Limpopo legislature on the matter. Elandskraal Area invasion on private land owned by land claimants (Henlyklip farms). Lack of by-laws enforcement.

### **Spatial Challenges**

- Precinct Plans (no local area-based plans)
- Encroachment of servitudes and sprawl
- Shortage of land for development and residential low income in Marble Hall
- Unregulated settlement through land distribution by tribal authorities
- Community members residing in non-tribal land areas e.g. Elandskraal require land for residential purposes.
- Only 1 formal town (Marble Hall) implying no title deeds for all other townships, e.g. Elandskraal, Moganyaka/Leeuwfontein, Zamenkomst
- Scattered Settlements are becoming too costly to provide services
- Marble Hall, which is the economic hub, is located far away from the villages and therefore not easily accessible.
- Large area of land in Marble Hall is privately owned and not easily accessible for development.
- State-Owned land is largely under the custodianship of traditional Authorities.

### **Opportunities**

- Ephraim Mogale is characterized by clearly identifiable land use areas, including extensive agriculture areas, predominated by the growing of citrus fruit; game reserves and nature reserves, including game lodges; sprawling rural residential villages.
- Marble Hall include areas identified as a Functional Region in the Sekhukune District Rural Development Plan (DRDP);
- Monyaka, Leeuwfontein and Mamphokgo is identified as Intervention Area in the Sekhukune DRDP;
- The proposals for the fish processing plant at Tompi Seleka in support of the Sekhukune DRDP provides additional opportunities for the local community and tourism potential in this area;
- The Flag Boshielo Dam and Schuinsdraai and Leswena Nature Reserve provide a great opportunity for tourism and is recognised in several provincial and district spatial plans

## CHAPTER 4: ENVIRONMENTAL, SOCIAL AND ECONOMIC ANALYSIS

### 4.1. Environmental Analysis

#### 4.1.1 Climate

The average temperatures show moderate fluctuation with average summer temperature 23°C, with a maximum of 28°C and a minimum of 18°C. In winter the average is 13, 5°C with a maximum of 20°C and a minimum of 7°C as measured at the Sekhukhune Land Weather Station. With the

Current climate change challenges the Municipality needs also to actively attend the relevant forums and needs to be proactive in this regard

#### 4.1.2. LANDFORM

##### Geology

The south-western part of the municipal area is underlain by the acid and intermediate intrusive rocks of the Waterberg Group, as well as small areas of mafic and ultramafic formations. The western portion is underlain by extensive Karoo Supergroup formations, principally basalts of the Lebombo Group and Clarens Formation sandstones, with smaller areas of Ecca Group shales, siltstones and mudstones. The central and eastern portions are underlain by a variety of rocks of the Bushveld igneous Complex. The most important of these are the Lebowa Granite suite, with outcrops of the Rashoop Granophyre Suite, followed by rocks of the Rustenburg Layered Suite further to the north and east. Much of the northern part of the area is underlain by rocks of the Transvaal Sequence, with the silicified sandstones and quartzites of the Black Reef Quartzite Formation being very prominent, together with Chuniespoort dolomites and Pretoria group shales, hornfels and quartzites.

According to Soils occurring in the municipal area can be divided into the following groups: In the west: Shallow to moderately deep sandy-clay loam soils on flat and undulating terrain overlying rocks of the Ecca Group, principally shales and silicified sandstones; In the east: Deep, black, blocky vertisols of the Springbok Flats; Moderate to deep sandy loam soils lining long stretches of the Olifants River valley in its middle reaches.

Most of the soils are suitable for commercial agriculture when sufficient water is available. Virtually all of the areas with suitable soils, particularly the area downstream of the Loskop and Flag Boshielo dams, are contained within the jurisdiction of formal irrigation boards or Government Water Control Areas. Further away from the main river channels, land use is given over to small- and medium-scale livestock farming operations. A relatively wide variety of crops are produced on the irrigated and rain-fed areas, primarily maize, wheat, sorghum, cotton, tobacco, Lucerne, potatoes, vegetables, table grapes, sunflowers and soya bean.

## **Topography**

To the south-west of the municipal area the Olifants River is located on an open floodplain area and to the north the river is located in a valley surrounded by the Strydpoort Mountains (parallel hills and lowlands). Strips of erosion can be found in the valleys alongside most of the perennial and non-perennial rivers

## **Water Sources**

### **Water**

Due to the predominantly rural character of the municipality's area of jurisdiction there is no bulk water provided in most of the villages in Moutse West. Water is provided by means of water tanker trucks and boreholes

One very large impoundment on the Olifants River, the Flag Boshielo (Arabie) Dam, provides water supplies to numerous small towns and settlements in the sub-catchment, as well as large volumes of water for irrigation schemes along both banks of the Olifants River. Nine other medium-sized dams are also located in this sub-catchment and supply water for domestic use and for irrigation. Many of the mines and industries in this sub-catchment, as well as numerous small and large settlements, rely on water supplied from these ten dams, or use local boreholes or direct run-of-river abstraction from perennial rivers and streams. There are also over 500 small farm dams located in this sub-catchment and these trap water for domestic purposes and for limited areas of small-scale irrigation, as well as livestock watering.

## **Overgrazing**

The major influencing factor in this regard is the overstocking by practicing farmers and then it became a situation where by no one takes responsibility of the pieces of land they all used for grazing. Lack of land ownership in settlement areas which results mainly in traditional farming methods and overgrazing.

## **Soil erosion**

Traditional farming methods give rise to possible erosion. Strips of erosion can be found in the valleys alongside most of the perennial and non-perennial rivers. Major erosion in areas in Moutse west, Elandskraal, Leeufontein. There is no control of plants and trees and deforestation – land degradation is identified as a major environmental problem with erosion often the result.

## **Veld fires**

Uncontrolled fires are an element of concern as far as the environment is concerned. The extent of these conditions is high with flat areas having a medium magnitude rate. Especially in winter months 'smoky' air due to veld fires is environmentally unhealthy. These also influences major risks such as drought and flooding.

### **4.1.3 POLLUTION**

#### **4.1.3.1 Water pollution**

The following activities can be expected to have an impact on water resources in the Middle Olifants sub-catchment:

- Landfills and uncontrolled solid waste disposal sites at all towns and larger settlements;
- Disposal of liquid (domestic, light and heavy industrial) effluent at all towns;
- Moderate volumes of runoff from towns, as well as all other urbanized areas;
- Non-point domestic effluent from numerous small settlements and farms;
- Minor non-point impact from non-intensive commercial or subsistence agriculture;
- Non-point impact of agricultural return flows from intensive irrigation areas; and
- Litter and domestic garbage discarded alongside the many roads that traverse the sub-catchment.
- Groundwater pollution can be caused by septic tanks and French drains mainly on commercial farms. Pit latrines at settlements and villages can also contaminate ground water especially in Moutse west area where Geo technical conditions are sandy and results in seepage from latrines into groundwater resources.

#### **4.1.3.2 Air Quality and Pollution**

Air pollution resulting from the use of fire wood, coal and paraffin used for cooking energy purposes impact on air quality (pollution) also on biodiversity (woodcutting) and dust from gravel roads have also been identified as environmental problems (albeit with a lower significance) . Problems regarding mine dust in Marble Hall might lead to respiratory related diseases. Main resources are trucks, vehicles and mines. Main pollutants are dust particles and smoke.

There was significant changes by the mines in their transport approach, which lead to better control of trucks and obvious lesser dust coming from the vehicular movements.

The District Municipality is the monitoring authority in this regard because the Air quality is a function assigned to them. The Municipality is working closely with the District Municipality in this regard. The Municipality is also attending and providing inputs in the Environmental meetings held quarterly by the mines

#### **4.1.3.3 Surface Pollution**

Surface pollution is caused by the spraying of crops with pesticides and the lack of proper management thereof. Graveyard establishment without considering geotechnical circumstances and conducting assessments will also contribute to pollution of soil and groundwater. Uncontrolled littering and disposal of waste along roads and open space are also creating serious surface pollution with high potential unhealthy conditions to communities. Challenges with mine dust from vehicles transporting mine products do occur in residential - and business areas and it can contribute to illnesses such as silicosis and needs to be addressed through consultation with the mines. The challenges for the above is the capacity to prevent and monitor pollution and the willingness of Private sector to assist in minimising pollution.

## **Chemical spills and hazardous accidents**

Uncontrolled disposal of medical waste from hospitals and clinics may result in hazardous accidents. Although this segment of waste is collected by specific medical waste removal companies it is still a huge risk.

### **4.1.4 Other Environmental issues**

There are no classified heritage sites in the Municipal area and no significant natural resources such as fenced wetlands. A proper database must however be obtained from the biodiversity section of the Environmental department to substantiate the issue of the classification of wetlands in the area.

The Schuinsdraai Nature Reserve is located to the west and adjacent to Flag Boshielo dam and extends to over 9035 hectares, Leswena Nature Reserve located to the eastern side is to an extend of 1488 hectares forms part of eco-tourism in the area together with the Flag Boshielo dam

There is no environmental structure coordinating environmental issues in the Municipality but the Sekhukhune District Environmental Forum assists with the coordination of all environmental activities in the district. Main stakeholders are Provincial Environmental departments, District municipality and Local Municipalities

Environmental awareness campaigns are still a challenge but the environmental calendar days such as Arbor Day and Environment Day are celebrated in collaboration with the Provincial Department or District Municipality. The greening of the municipal area is ongoing when funding is available including tree planting at schools and clinics and a landscaping master plan was developed to assist in overall urban renewal. As part of the renewal landscaping is continuing in Railway Street currently

The Green deeds programme which was launched by DEA is continuing and hotspot areas along the Manapyane and Leeufontein area is cleaned. The facilitator for Ephraim Mogale Local Municipality was appointed in January 2019 and the programme is ongoing. This programme assists the municipality in the environmental awareness campaigns and clearance of illegal waste dumps. A Municipal Cleaning and Greening Programme, Mass public Employment Programme, Reconstruction and Economic Recovery Plan was introduced by Department of Environment, Forestry and Fisheries. The Municipality will benefit with sixty beneficiaries cleaning in identified hotspot areas in the municipal area as from January 2021

All other chemical spills and related hazardous incidents is reported to the disaster management unit of the Sekhukhune District Municipality which deals with it in the correct and appropriate manner. A disaster management officer was appointed, and certain issues will be dealt with at the local municipality.

The District Municipality is in process of compiling a Bio- Regional Plan which include components of all four Municipal areas in the district. The final plan will assist the Municipality in planning development.

The Municipality also form part of the Environmental forums such as District Waste Forum, Recycling forums both District and Local and the Provincial Climate Change Working Group

Limpopo Green economy and action plan when finalised will also assist in the environmental issues in the area.

The random cutting of trees all over the Municipal area, which trees are used for firewood is a big concern. Trees are even cut whilst they are still green and growing. Provincial departments are also giving awareness to residents on the topic. Hopefully this will assist in the decline of unlawful tree cutting in the areas.

The Covid 19 pandemic is also putting a high risk to residents and strains on the health sector and the increased burials in the area. However, the deaths due to Covid 19 virus is low in the Municipality it is not certain why there is more burials in the area. The burial of paupers is becoming a huge challenge to Municipalities and the process of handling the situation are too long and slow. Environmentally these impacts on mortuaries and land availability in cemeteries and the communities, which does not want these corpses to be buries in their villages, even if they reside there.

## **4.2 Social Analysis**

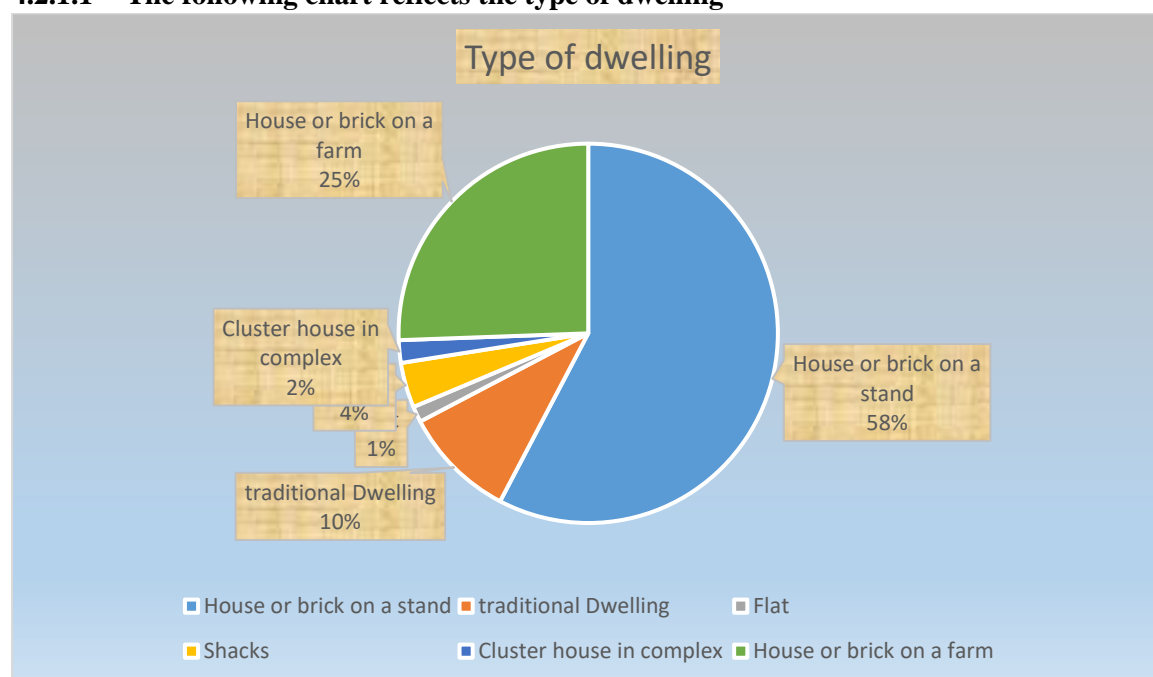
### **Background**

The historic imbalances in South African History resulted in the majority of our people living without land and housing, access to safe water sanitation for all, affordable and sustainable energy sources, illiteracy, poor quality education and training, poor and inaccessible health services. Here is the socio-analytic reflection of EPMLM.

#### **4.2.1 Integrated and sustainable Human Settlements**

Housing is a mandate of COGHSTA, and the municipality plays a facilitation role between the community and the department. 7250 (22.47%) of all households are residing in a formal dwelling and 78.53% resides in either informal or traditional or traditional dwelling.

#### 4.2.1.1 The following chart reflects the type of dwelling



#### 4.2.1.2 Housing backlog

The housing backlog is estimated at 7700 households which exists mainly in rural settlement. The Municipality adopted a housing chapter which indicates the backlog and outlines how the backlog will be eradicated.

#### 4.2.1.3 Challenges

- No availability of land in Marble Hall (economic hub) to build low costing housing as an attempt to build integrated human settlement.
- Poor quality of some RDP houses

#### 4.2.1.4 Informal Settlement

Marble Hall town has been invaded by informal dwellers on the property description Remainder of the farm Loskop Noord 12-JS (direct north-east of Marble Hall town)

#### 4.2.2 Health and Social Development

The challenge of the health sector in South Africa is to develop a unified national health system capable of delivering quality health care to all citizens efficiently and a caring environment. Overall health care expenditure and access to health care in the municipality remain poor. 33% of the communities are within 20km from hospitals and 67% outside 20km, 47% of the communities have access to clinics within 5km and the majority (53%) is more than 5km away from clinics



**4.2.2.1 The following table indicates the health facilities available in the municipality.**

Facility	Standard Per households	Number of Households	Existing Nr
Hospital	1 : 10 000	31971	1
Health Centre	1 : 5 000	31971	2
Clinic	1 : 2 000	31971	11
Mobile Clinics	1 : 2 000	31971	28

**4.2.2.2. Social Welfare**

**Available Welfare Facilities and Services**

Old age home	Childcare	Disabled	Pension pay point	Services points
1	0	1	43	16

**4.2.2.3 Prevalence range of diseases**

The municipality does have a HIV/AIDS coordinator which coordinates an annual a HIV /AIDS programme which includes the (a) establishment and function of a Local AIDS Committee on HIV & AIDS with a clear objective, mandate and responsibility as per the Limpopo HIV /AIDS Strategy and framework. (b) the four annual Awareness programmes in order to increase the level of awareness to the community related to HIV & AIDS issues, and to advise the municipality on how to establish and/strengthen the ward based multispectral municipal HIV & AIDS platform involving all stakeholders (governmental and non-governmental) in the field of HIV & AIDS. The Municipality allocate annual budget for the HIV /AIDS coordination in the Municipal area.

The municipality sits on the District Aids Council (DAC), which is a body that coordinates and oversee the issues on HIV/AIDS in the entire District. The DAC also discuss and recommend action plans of local municipalities in the district. The district will then submit reports to the relevant Provincial Aids Council on the status of HIV/AIDS in the local and District Municipalities

There are still challenges in the maximum functionality of Local Aids Councils with low attendance of stakeholders such as representatives of various departments and non-governmental bodies, which needs to be addressed

There has already been a significantly awareness in the municipality with regard to mainstreaming of HIV & AIDS, although mainstreaming can still receive much more attention between relevant departments. HIV & AIDS is rife, with a prevalence rate of 18.1% in 2013 in Sekhukhune District. Limited access to basic services, unemployment, poverty and lack of access to primary health care due to the vastness and rural nature of the Municipality are some of the risk factors that affect the spread of HIV & AIDS.

The municipality has also taken cognisance that awareness must be given to TB prevalence in the municipal area and together with Department of Health, more attention is directed to house-to-house awareness in this regard.

#### 4.2.3 Safety and Security

The South African Police service (SAPS) is responsible for the safety and security in the municipality. The most common crimes in the area are assault and theft. There are Community Policing Forums (CPFs) and the Community Safety Forum was recently launched. For the municipality to achieve economic growth, safety and security is required to attract investments and thus create jobs and poverty alleviation. The municipality should jointly with the Department of Safety and Security, develop and implement crime prevention strategy.

**4.2.3.1 The following table indicates the facilities available in respect of police stations in the municipality.**

#### Police and Magisterial Services Rendered

Ward	Former TLC	Location	Facility
1,2,3,5 & 6	Moutse 1		No Police station (Main PS in Dennilton and satellite in Matlerekeng)
4	Moutse 1	Matlerekeng	Satellite Police Station with 16 personnel
7	Marble Hall	Marble Hall	Police Station with cells and courtroom.6 Private Security Services.
8	Moganyaka/Leeuwfontein		No formal and local services.
9	Moganyaka/Leeuwfontein		No formal and local services.
10	Hlogotlou/Lepelle		No formal and local services.
11	Hlogotlou/Lepelle/Nebo		Satellite Police Station at Rakgwadi
12	Hlogotlou/Lepelle		No local Police Station
13	Middle Lepelle		
14	Middle Lepelle		No formal local services.
15	Middle Lepelle	Elandskraal	Police Station at Elandskraal
16	Middle Lepelle		

The challenges in respect of above are to move the Marble Hall police jurisdiction to include the areas outside Marble Hall police jurisdiction.

#### 4.2.4 Education

There are 80 primary schools and 45 secondary schools with approximately 80 000 learners. Marble Hall which is the economic hub of the municipality has one public secondary school, the teacher pupil ratio is 1:60 on average in primary schools and 1:55 in secondary schools. Although the norm is 1:35 in secondary schools and 1:4 in primary schools, learner: teacher ratios are substantially higher than the national norm.

#### 4.2.5 Sports, Arts and Culture

Sports and Recreational activities are coordinated by the Department of Sports, Arts and Culture in liaison with the municipality. The development of sports in the municipality is still a challenge at the ward level. Sports council was established in the municipality which co-ordinates sporting activities (comprise by community members, Department of sports and officials from the municipality). The development of sports in the municipality is still a challenge. The municipality has only two stadia namely Elandskraal and Malebitsa. There are also 3 hubs which are sponsored by the department of Sports, Arts and Culture namely: Elandskraal, Malebitsa and Moganyaka Arts and Culture Councils is also established.

#### 4.2.6 Post Offices and Telecommunication Services

Most of residents have access to telecommunication by using mobile phones. Telkom has minimal infrastructure with regard to house connections'. Postal services is also minimal.

Formal Post Offices	Mobile Post Offices	Backlog	Challenges
3 (Marble Hall, Leeuwfontein & Elandskraal)	11 (Xipame, Rakgwadi, Tsimanyane, Matlelerekeng, Manapyane, Regae, Matlala Ramoshebo, Strydmag and Dichoeung)	52 Villages have no access to post-office facilities	Some post offices had to close down due to the strike that were encountered in the previous year
Telecommunications	Most villages have adequate network coverage for cellular or mobile phones	Wards 1, 10,11,13,14 and 16 needs cellular network towers because of poor network reception. Ward 15 needs Telkom landlines	Network and television networks very poor

#### 4.2.7 Cemeteries and Cremation

Almost all the villages have cemeteries. There is no crematoria. A new cemetery was established in Marble-Hall Town. Cemeteries are fenced annually and this year 7 cemeteries will be fenced.

##### Backlogs and challenges: Cemeteries

- Fencing of community cemeteries
- Establishment of new cemeteries where existing cemeteries are full to capacity
- Lack of cemetery management plan

## **4.3 Economic Development Analysis**

### **Background**

To undertake a proper analysis of the political economy of the district, it becomes important to consider the background of the South African economy in general. Thus, the district economy needs to be viewed as an integral part of the provincial economy that is linked to the national. The national economy is part of the South African regional economy within the world economy. Thus Ephraim Mogale Local Municipality as part of Sekhukhune district is a constituent to the global economy positioned to take advantage of its comparative strengths in its relation to the other regions of the world.

#### **4.3.1 The Structure of the Economy**

The municipal area is a major producer of citrus and table grapes. Cotton and vegetable production is also substantial. Cattle ownership among subsistence farmers is significant. Production areas are scenically attractive and, together with the Flag Boshielo Dam; provide supply side opportunities for tourism development. The Schuinsdraai Nature Reserve, which is adjacent to Flag Boshielo Dam, adds to this opportunity.

Mining activity includes dolomite and dimension stone. Marble Hall town has a very large, but underutilized industrial park. The only manufacturer of note is McCains and Tiger Brand Foods vegetable processing. Other tenants in the industrial park are mostly distributors and businesses that repair motor vehicles and other equipment.

The local construction industry is very small but is growing rapidly. Wholesale and retail trade development has always been overshadowed by facilities that are available in the adjacent Groblersdal. A large network of informal traders operates throughout the municipal area.

The Local Economic Development strategy as the important document which guide the strategic focus of the municipality in improving the local economy. The LED strategy proposed short-, medium- and long-term potential projects which the municipality should mobilize resources and various stakeholders to implement such projects with potential to turn around the local economy.

The functional LED forum which holds regular meetings to reflect on the economic development programmes and strategize on the improvement of the economic situation in the municipality. The forum remains a necessary enabler for economic growth agenda in the municipality.

The Tourism Forum as a structure that assist in exploring and exploiting tourism sector for economic growth and ensure that this sector become at the centre of the overall planning continue to hold regular meetings to update the forum and members on developments in the sector. It is the platform that tourism product owners such as accommodations, craft and restaurants will interface in order to ensure that the conducive environment is also created for such businesses to thrive. The forum benefited from the intensive training organised in collaboration with National Department of Tourism.

The SMMEs and co-operatives were supported through various trainings facilitated by the key stakeholders of local economic development such as NYDA, LEDA and SEDA. The municipality has

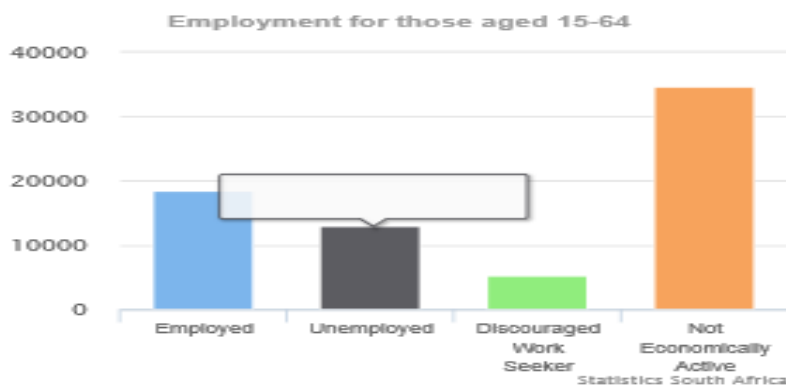
committed to annually allocate financial resources to boost the struggling local SMMEs especially after the severe repercussions as a result of the outbreak of Covid-19.

### 4.3.2 Key Economic Sectors

The Municipality has a relatively small economy, contributing only 1% to the provincial value of production. 41.4% of the 31 294 are economically active (employed or unemployed but looking for work) people in the municipality are unemployed. Among the economically active youth (15-34 years) in the area, almost half (48, 8%) are unemployed. (Source Stats S.A., Census 2011)

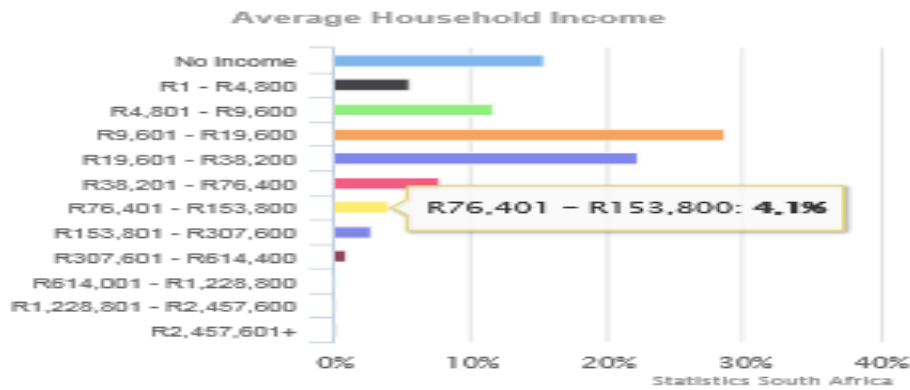
#### 4.3.2.1 Employment Sectors

In the formal sector	12114
In the informal sector	3073
Private household	2640
Do not know	524
<b>Grand Total</b>	<b>18350</b>



The level of unemployment remains relatively higher than the national rate as almost half of the youth population of the municipality is unemployed with the rate of 48,8% and this results in the higher dependency rate of 73,3% which demand more government intervention.

The majority of the employed population of the municipality remains the low-income earners who receive average income between R9600-19600 per annum. This economic situation clearly shows that the municipality remains one amongst the poorest in the country. The income levels are as follows:



#### 4.3.2.2 Development Corridors

Zamenkomst – Rathoke – Malebitsa is seen as a future development corridor with the main growth point at Rathoke. In a north/south direction, the main development corridor of the municipal area, is from Marble Hall to be along the N1 in an eastern direction to Leeuwfontein and then in a northern direction along road D4100, to Matseding. The Roads D4358 and from there along Road D3600 to Elandskraal and ending at Dichoeung in the north, the main proposed east/west development corridor along Road D4285 (Tsimanyane South, Ragaphela, Mmotwaneng) along a priority link road to link up with settlements (for example Maserumule Park) in the adjacent Greater Tubatse Municipality, as well as provide linkage with the north/south corridor.

#### 4.3.3 Competitive and Comparative Advantages

The municipality is designated a “provincial growth point” and is regarded as one of Limpopo’s more economically developed local municipalities. Municipal area makes a significant contribution to the District GGP, mainly from public sector, agriculture, agro-processing, wholesale and retail, trade, services and transport, storage and communication sectors. According to STATS SA 2011 census, agriculture is the largest contributor to employment, followed by the public sector, private households, wholesale and trade. The local conditions (business environment) in which the local business operate from provides comparative advantage and disadvantages, favouring certain types of industry sectors. The municipality boasts a pleasant climate, particularly suitable for table grapes and citrus. Fertile soils, large dams and irrigation provide comparative advantage for production of a variety of crops and livestock. Municipality has limited mineral deposits, mainly marble and lime. The best natural tourism attractions are the Flag Boshielo Dam and the adjacent Schuinsdraai Nature Reserve, which are not yet utilized or developed as major tourist attractions. The municipality has well serviced transport routes in comparison to the rest of the province the existing tourism sector has grown around business visitors, a few game lodges and agricultural educational tours.

##### 4.3.3.1 Local Constraints to Growth

The municipality remains dependent on fiscal allocations from outside the province. The municipality’s annual budget is over R 355 million, of which R 227 million is raised within the municipality. Within the municipality 15,664 economically active people are required to support over 100,000 economically un-active people (2001 figures), a statistic that exposes the extent of under-development and dependency. Land ownership is the single biggest constraint to economic growth in

the rural areas. The land issue permeates as a constraint through all sectors - from commercial level investment to undermining the scale and viability of emerging farmers and capital appreciation of property values for everyone living in the area. The current regulatory system creates investment uncertainty and slows or blocks the process of investment.

### Challenges of Local Economic Development

- insufficient financial support to LED initiatives
- Inability to attract potential investors
- Inadequate marketing of the municipality as a tourist destination
- Lack of infrastructure capacity

### Job Creation

Following table indicates jobs created in the municipalities through EPWP and LED initiatives from 2007.

Project	Jobs created		
	Men	Woman	Youth
Water reticulation	303	321	426
Mast lights	30	40	55
SLASH(fertilizer)	3	5	2
Brick paving manufacturing	7	8	5
Sports stadiums /community halls	38	45	17
Bakery and piggery	2	8	0
Bead making jewellery	0	8	7
Tar roads and storm water	305	335	369
Egg production	0	20	5
Organic farming	48	90	0
Cleaning campaign	10	7	3
Community Works Program	112	498	535

### Economic development projects can be established as follows:

- Eco tourism - Schuinsdraai Nature Reserve/ Flag Boshielo.
- Industries – Marble Hall town: Council owned land
- Cotton Cluster Initiative- the cluster consist of 5 primary cooperatives with interest of cotton production. The cluster will plant 575 ha on dry land and 115 under irrigation which will create 29 permanent jobs and more than 500 job opportunities.
- Development of Moloto Corridor will contribute to economic growth.
- Development of Marble Hall Private Hospital and shopping mall.

## LED Strategy

The strategy remains the pillar of economic development in which the detail approach to economic development from various sectors including partnership that are necessary for the economic growth. The document currently used will be under revision in order to keep up to evolving economic policies and trends in the country, it is the document that investors depend on in terms of the competitive advantages in our municipal jurisdiction. The strategy be aligned with the strategy vision of the municipality as indicated as “A World Class Agricultural Hub of Choice” and to ensure that various sectors are mobilised to assist the municipality to realise this vision.

## Tourism Plan

The plan must focus on the tourism products that currently existing in the municipality which of course are predominantly white people who own their large number and begin to mobilise them behind the plan and ensure that it further allow new initiatives to be established so that the municipality will develop business model to encourage collaboration and continuous analysis of the type of tourists we attract and take advantage of their cultural background to develop small businesses that will be relevant to their cultural needs. This sector has insignificant numbers of black people and the plan must encourage small businesses to venture into tourism.

## Business Registration and Licensing

The Limpopo Executive council took a resolution to transfer the business licensing function which initially was the responsibility of Limpopo Department of Economic Development, Environment and Tourism to local municipalities for the business licensing services to be accessible as indicated in the Limpopo Business Regulations Act (LIBRA). The department has finalised the handing over of the function in terms of the signed Memorandum of Understanding. The municipality will certainly enhance its generation of revenue from the business licensing function.

## Local Economic Skills Base

The municipality has a variety of skills in which majority of the community members earn an income, the skills programmes were undertaken by various public sector institutions. The municipality has to develop a rigorous programme to update the skills base in order to improve plans and exploit the most skills with potential to contribute to economic growth.

	Men	Women	Youth
Sewing	32	156	112
Plumbing	42	03	09
Bricklaying	123	0	5
Carpentry	7	0	5
Farming Skills	142	52	17
Bakery	2	8	4
Tiling	56	14	39



Hairdressing	33	83	44
Upholstery	06	0	0

## CHAPTER 5: BASIC SERVICES

### Background

The Constitution of the Republic of South Africa in Section 152 (c) indicates that municipalities must “ensure the provision of services to communities in a sustainable manner”. The success of local economic development is tied to the provision of basic and other types of infrastructure to the people. All services under analysis in this section are located in a specific locality (as per SDF) and have potential to boast socio-economic development. Infrastructure analysis focuses on the status quo regarding water supply, sanitation facilities, energy and housing provision, roads and public transport, waste management and telecommunications – all of which underpins socio-economic development and determines people’s quality of life. The provision of adequate municipal infrastructure remains a challenge throughout the municipality.

### 5.1 Water and Sanitation Analysis

Ephraim Mogale local municipality is not a water service authority and water service provider. Sekhukhune District Municipality is the water service authority and water service provider with Lepelle Northern water and Dr J. S Moroka local municipality as water service providers appointed by the district. The water supply is not reliable as the water sources is a challenge. The infrastructure in most villages is on the ground but because of the water source it is not being utilized. The level of water provision in our Municipality is mostly yard connections and RDP standard. The rate of implementation in the provision of sanitation services in our Municipality is very slow and only 9% of households have proper sanitation (waterborne or VIP toilets), and the level of services is urban and RDP standards.

#### 5.1.1 Water Sources and Catchment

##### Water and sanitation provision:

**The function is designated to Sekhukhune District Municipality and Ephraim Mogale municipality plays co-ordination and information facilitation role.**

##### Water resources:

- There are 47 Boreholes in the municipality with 13 functional and 34 not functional.
- There are 2 Water Treatment works; Marble Hall 5ML, Flag Boshielo 8ML (Flag Boshielo was augmented by a package plant and 2 boreholes), and Lepelle Northern Water is the service provider appointed by SDM to operate these WTWs.
- Flag Boshielo east supplies 22 villages whereas Flag Boshielo West supplies 24 villages
- Leeufontein is reticulated from a new package plant
- Gareagopola is reticulated from a borehole and a service provider is appointed to refurbish the steel Reservoir. Booster pump and bulk line vandalised

- Moutse West extracts water directly from the JS Moroka Reservoir
- Frischgewaagd is reticulated from a well which pumps into 2 by 10 000 litres jo-jo tanks and 2 jo-jo tanks in the village
- The district municipality is currently in process of finalizing the bulk water system that will cover villages around Moutse area.

### **5.1.2. Status Quo on Bulk Water Supply Schemes**

#### **Flag Boshielo Bulk Water Supply Scheme (FB-BWSS)**

Flag Boshielo Water Supply Scheme is set to supply water to over 46 villages within the Ephraim Mogale Local Municipality. The main bulk water infrastructure of Flag Boshielo Scheme is, the dam, the Water Treatment Works, bulk pipelines of about 387km, 10 pump stations and 88 storage reservoirs.

The dam wall was raised in 2006 to increase the catchment of raw water. The plant was initially designed to serve a population of 100 000 about 56 villages, with a capacity of 8 mega litres per day (MI/d). It is currently being upgraded to 16MI/d due to high demand based on extension of households which affected the basic provision of water services.

#### **Challenges**

- The illegal connections are affecting the continuous supply of water. The extensions and new settlements are not metered
- Lack of Water Conservation & Water Demand Management (WC&WDM)

#### **Proposed Interventions**

- Upgrading and completion of the WTW from 8MI/day to 16MI/day
- Authorizing the illegal connections. Budget for extension and new settlements
- The combination of different water sources can be used to supplement the water supply

#### **Water backlog:**

- ▶ The water backlog is at 43 % (14 592 households)

#### **Sanitation provision**

- ▶ Sanitation backlog is at 36 % (12 217 households)

**Table 1: Households by type of Water Access - Ephraim Mogale Local Municipality, 2018**

	Piped water inside dwelling	Piped water in yard	Communal piped water: less than 200m from dwelling (At RDP-level)	Communal piped water: more than 200m from dwelling (Below RDP)	No formal piped water	Total
Ephraim Mogale Local Municipality	3420	23 100	1 990	2 950	3 570	35 000

Source: HIS Markit Regional eXplorer Version 1750

The Ephraim Mogale Local Municipality has the lowest number of households with piped water inside the dwelling with a total of 3 420 or a share of 11.03% of the total households with piped water inside the dwelling within the Sekhukhune District Municipality.

### 5.1.3 District Initiatives

The Sekhukhune District has prepared a Water Services Development Plan (WSDP) that was adopted and update in March 2016. The WSDP is currently being implemented and will be reviewed on yearly basis.

The District has developed a bulk water Master Plan. This will assist the District and its implementing agents to achieve its WSDP objectives. The intention is also to investigate alternative technical options for supplying specific areas with water, and to ensure coordination and implementation of water supply infrastructure. Early findings of these studies reveal that groundwater is a major water resource for most Sekhukhune households – and will continue to do so in the future.

### Access to piped water

Most of the households in the municipality do have access to piped water in the yard or through communal tap.

**Table 4: Access to piped water Ephraim Mogale**

Access to piped water inside				No access to piped water			
1996	2001	2011	2016	1996	2001	2011	2016
12116	16043	27102	19566	7 385	8 146	5 181	14369

Source: Census (2011)

### Sanitation

The provision of sanitation in Ephraim Mogale faces considerable challenges at present. The situation is more of a concern that it was the cases with water. The municipality has different households that use different types of toilet facilities. In town the municipality uses flushing toilets while in the rural areas there are few households that use flushing toilets. The rest of the population in the rural areas of the municipality use pit latrines.

### Access to Sanitation

The table below depicts that the Ephraim Mogale Local Municipality has the lowest number of flush toilets with a total of 4 080 or a share of 10.85% of the total flush toilets within Sekhukhune District Municipality.

### Households by Type of Sanitation

	Flush toilet	Ventilation Improved Pit (VIP)	Pit toilet	No toilet	Total
Ephraim Mogale Local Municipality	4080	10600	18500	1350	34530

Source: IHS Markit Regional eXplorer version 1750

### Status Quo

**Table 5: Sanitation level in 2016**

Municipality	Total number of households	% Access RDP and above	% Backlog
Ephraim Mogale	33936	64%	36%

Source: General Household Survey 2016

**Table 6: Breakdown of Sanitation Backlog per Local Municipality A**

Local Municipality	Households	Backlog
Greater Ephraim Mogale	33936	12 217

Source: SDM 4<sup>th</sup> quarter report

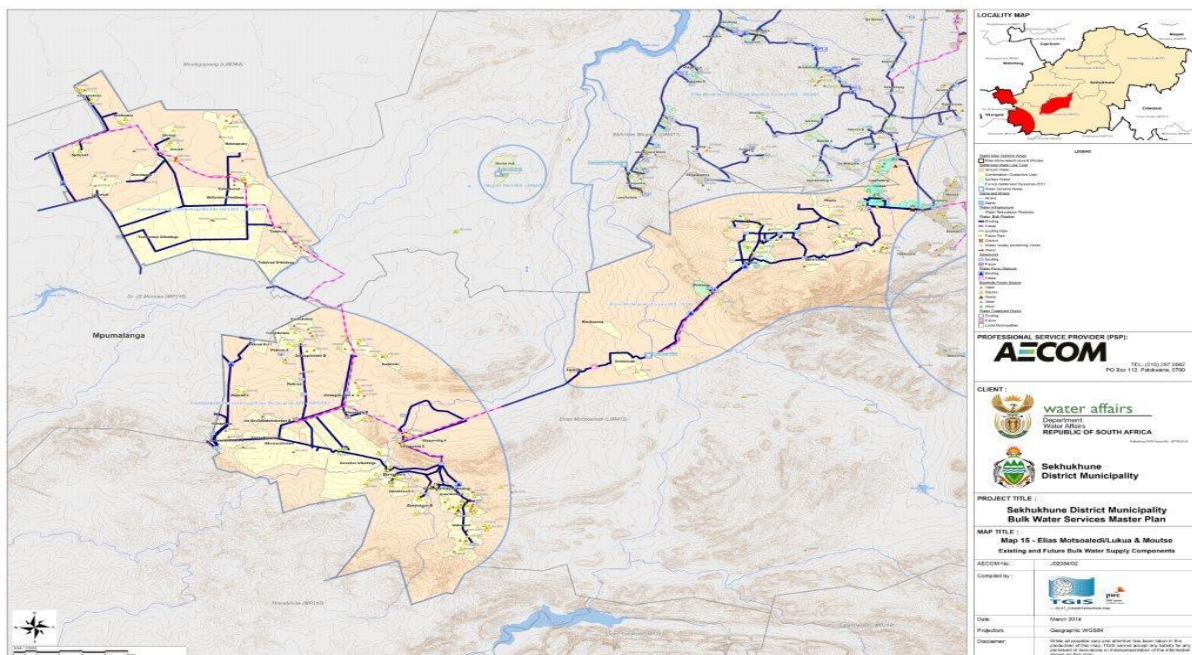
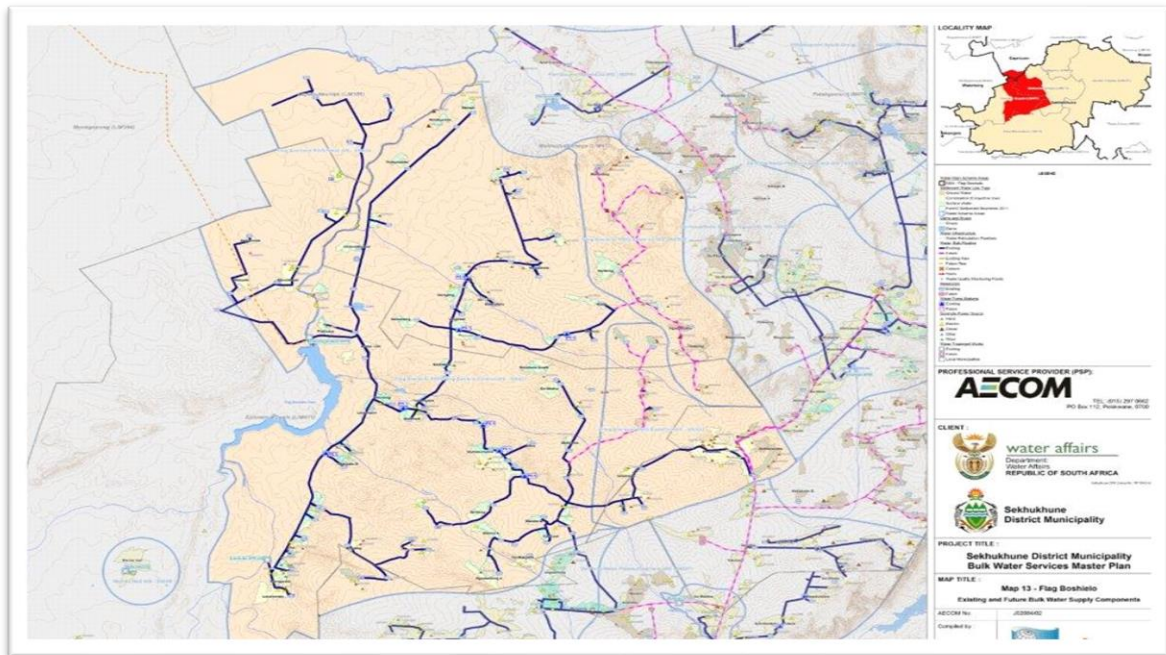
### Type of sanitation

**Table 7: Sanitation Type**

Municipality	Flush/chemical toilets			Pit toilets			Bucket			No toilets		
	1996	2001	2011	1996	2001	2011	1996	2001	2011	1996	2001	2011
<b>Ephraim Mogale</b>	1 708	3 758	4 067	15 789	17 162	25 328	151	121	611	1 892	3 147	1 677

Source: Census 2011

**WATER CATCHMENT AND SOURCE IN THE MUNICIPALITY (FLAG BOSHELLO SCHEME)**



## **Challenges on Water and sanitation**

### **Water Challenges**

- No source in other areas
- Budgetary constraints
- Some of the boreholes are contaminated
- The stealing of both electric and diesel engine pumps
- Breakdown of machines, illegal connections and extensions of settlements

### **Sanitation Challenges:**

- Budgetary constraints
- Mountain areas
- Scattered settlement pattern

### **5.1.4 Free Basic Services**

The Ephraim Mogale Municipality only provided Free Basic Electricity to the indigent. The policy is reviewed in line with the national framework. The municipality has set a target of 2108 beneficiaries to receive Free Basic Electricity in the 2019/2020 financial year and manage to provide for 2061 beneficiaries who are on the indigent register by 30 June 2020.

Registered indigents receive free basic services for the following services

All registered indigents will receive 50 units of electricity per month free of charge. Unused free electricity units shall not be carried over to the next month. Any meter tampering or dishonesty shall result in the termination of the free service. Challenge is that 2372 was configured but non active have been de-configured now 2372. Average collection rate 1926/month. All villages covered 6975 applications received-R67 085 /month vat inclusive being paid out.

#### **1. Water**

All registered and approved indigent consumers will receive the first 6 kiloliters of water fully subsidized. Depending on the availability of funds for this purpose, a subsidy, determined at the beginning of every financial year and not more than the applicable tariff for that year, will be applied for the duration of that particular financial year for consumption in excess of 6 kiloliters per month. The amount of the subsidy will be determined and approved as part of the tariff policy applicable for the financial year. Challenge is for all indigents to register on the indigent register and to verify compliance with policy.

The District municipality is providing Free Basic Water, it is estimated that 79% of households within Sekhukhune receives free basic water. The district municipality is providing Free Basic Water, it is estimated that 79% of households within Sekhukhune receives free basic water.

#### **2. Refuse Removal**

All registered destitute indigents shall be fully subsidized for refuse removal. All registered indigents shall be subsidized for refuse removal as determined and provided for by the Council in the annual budget from time to time. Depending on the availability of funds for this purpose a subsidy determined at the beginning of every financial year and not more than the applicable tariff for that year, will be applied for the duration of that particular financial year. The amount of the subsidy will be determined and approved as part of the tariff policy applicable for the financial year. Challenge is for all indigents

to register on the indigent register and to verify compliance with policy. The compliance with the above-mentioned is still challenge

### **3. Sewerage**

All registered destitute indigents shall be fully subsidized for sewerage services. All registered indigents shall be subsidized for sewerage services as determined and provided for by the Council in the annual budget from time to time. Depending on the availability of funds for this purpose a subsidy determined at the beginning of every financial year and not more than the applicable tariff for that year, will be applied for the duration of that particular financial year. The amount of the subsidy will be determined and approved as part of the tariff policy applicable for the financial year.

The challenges are to update the indigent register in order to provide funds to cater for all the indigents.

### **Status on the provision of Free Basic Water and Free Basic Sanitation.**

#### **Water**

Most Sekhukhune households can be defined as poor indigent-where the total income is below R1, 500 per month. At present, approximately 79% of the households in Sekhukhune fall into this category. These are the households to which Free Basic Water (FBW) must be supplied and to whom the Equitable Share subsidy applies.

#### **Sanitation**

All registered destitute indigents shall be fully subsidized for sewerage services. All registered indigents shall be subsidized for sewerage services as determined and provided for by the Council in the annual budget from time to time. Depending on the availability of funds for this purpose a subsidy determined at the beginning of every financial year and not more than the applicable tariff for that year, will be applied for the duration of that particular financial year. The amount of the subsidy will be determined and approved as part of the tariff policy applicable for the financial year. The challenges are to update the indigent register in order to provide funds to cater for all the indigents

## **5.2 Energy and Electricity**

### **5.2.1 Access and Backlogs**

The municipality is the electricity services authority and is licensed to provide electricity reticulation in Marble Hall town. An Electrical Master plan was approved on 27/02/2018 that focus on the direct responsibilities of the Municipality as a licensed Distributor. A maintenance plan was developed and approved on 20/04/2018 providing guidelines for asset condition assessment. The Municipality have appointed ESKOM as the service provider in all the villages/residential areas as ESKOM was the owner of the distribution equipment and now holds the license for these areas. The Municipality is responsible for the installation and maintenance of all public lighting in the whole municipal area. The Public Lighting Plan was developed in 2018/2019 to assist the Municipality planning maintenance and extension of the public lighting services. All the villages in the Municipality have been electrified. The backlog is currently around 3%. In the Municipal license area the service level is 60A and in the ESKOM license area it is at least the basic level of 20A.

#### **Table - Household electricity backlog**

No. of Households	Source of Energy	Coverage	Backlog	% of backlog
<b>32 284 (2011 STATS SA)</b>	Electricity	<b>28 926</b>	<b>3 358</b>	<b>10.4%</b>
33 936 (2016 STATS SA)	Electricity	33 027	909	2.68%
34 255 (2016/17 MUNICIPAL)	Electricity	33 183	1072	3.13%
34 411 (2017/18 MUNICIPAL)	Electricity	33 508	903	2.90%
35 421 (2018/19 MUNICIPAL)	Electricity	34 230	1191	3.36%
35 889 (2019/20 MUNICIPAL)	Electricity	35 022	867	2.41%
36 531 (Current estimate)	Electricity	35 379	1152	3.15%

Some form of public lighting is provided in 22 areas but funding limitations don't allow for full coverage of the areas. The number of masts lights required will be around 609 to fully cover all areas. The Municipality developed a Public Lighting Master Plan to assist with maintenance (repair/upgrade/replacement) and planning for new installations that was approved on 28/05/2019. The Municipality received funding to implement two new projects namely 4 masts at Uitvlugt and 8 masts at Manapyana.

**Table – Public lighting backlog**

No. of Villages	Source of Energy	Coverage	Backlog	% of backlog
56 (2011)	Electricity	22	34	60.71%

### 5.2.2 Sources of Energy

The main source of energy is Electricity which is supplied by ESKOM. It is distributed by ESKOM in the Municipal area except in the town of Marble Hall where it is distributed by the Municipality under a license issued by NERSA. The NMD for the license area is 7.5MVA and an application was made to upgrade to 10MVA.

### 5.2.3 Alternative Sources of Energy

- Wood – due to low cost and availability
- Gas – Convenience of use and availability
- Paraffin - Ease of use
- Solar – High initial cost but becoming more economical. Mainly household water geysers but there is a steady growth of Photo Voltaic panel installations ( $\pm 16$  in license area). Several big plants have been erected in the Municipal area and linked to the ESKOM grid network. Mostly by commercial farmers. A few small installations have been completed in the Municipal license area. The Municipality approved a Small Scale Embedded Generation policy and tariff.



### **Other energy/electricity project**

Currently there are no other energy/electricity project that are initiated by other government department except electrification of households by Eskom through INEP. The Municipality did succeed in applying for an Energy Efficient and demand Side management grant to replace 1000Watt High Pressure Sodium flood lights on mast light installations with LED flood light. The aim is to replace 196 in phase 1.

## **5.2.4 Electricity, Energy and public lighting Challenges**

### **Electricity and Energy**

- High cost of electricity
- High cost of electrical material
- New developments in villages not structured – increased costs of electrification
- Limited funding from INEP
- Delays or roll over of ESKOM projects
- High cost of Solar Equipment and regulations not approved
- Densification
- Old equipment
- Limited budget
- Nonresponsive bidders
- Maintenance backlog
- High cost of new ESKOM supply points and very long process
- No cost of supply study
- Condition assessment of every asset must be done.
- Main supply to Municipal license area very close to its limit – no capacity for new developments
- No stock of critical items in Municipal stores

### **Public lighting**

- Low density areas very expensive to service
- High cost of masts
- High cost of LED fittings
- High cost of ESKOM connections
- Long delays in getting ESKOM quotations
- Long delays in construction or installation of supply points by ESKOM
- High cost of electricity
- Limited budget
- Vandalism
- Unstable electrical supply in rural areas
- No stock of critical items in Municipal stores

## **5.2.5 Free Basic Electricity Status Quo**

The Ephraim Mogale Municipality only provided Free Basic Electricity to the indigent. The policy is reviewed in line with the national framework. The municipality has set a target of 2108 beneficiaries to receive Free Basic Electricity in the 2019/2020 financial year and manage to provide for 2061 beneficiaries who are on the indigent register by 30 June 2020.

### 5.3 Roads and Stormwater Drainage

#### 5.3.1 Access and Backlogs

The only major route running through the municipal area is the N11 which links Marble Hall with Groblersdal to the south, and Mokopane via Roedtan and with the N1 between Polokwane and Pretoria to the west and north. Provincial roads links Marble Hall with the villages to the west and north. Maintenance of these roads by the relevant authorities is inadequate due to lack of manpower and equipment.

The internal roads in the villages are the responsibility of the Municipality. Information regarding exact status of the roads is available from the recent developed roads Master plan. Internal streets within the settlements are generally low-quality gravel roads that were never properly planned and constructed. Basically, no provision was made for storm water drainage. Some of the formal towns have a few surfaced roads such as Leeuwfontein main roads that are partly tarred but are deteriorating very quickly. The Majority of roads in our jurisdiction are gravel or dirt

**The backlogs are per the table below**

Surfaced roads(km)	Gravel / dirt(km)	Total
172km	990km	1162km

#### 5.3.2 Roads Classification

The classification of roads into different operational systems, functional classes or geometric types is necessary for communication between engineers, administrators and the general public. Classification is the tool by which a complex network of roads can be subdivided into groups having similar characteristics.

A single classification system, satisfactory for all purposes, would be advantageous but has not been found to be practicable. Moreover, in any classification system the division between classes is often arbitrary and, consequently, opinions differ on the best definition of any class. There are various schemes for classifying roads and the class definitions generally vary depending on the purpose of classification.

Roads Agency Limpopo (RAL) completed classification of all roads in the Limpopo province, as per the Road Infrastructure Strategic Framework for South Africa (RISFSA) classification system. This process was concluded in March 2013, and it will be followed by the assignment of responsibilities between spheres of government. The assignment process will be led by National Department of Transport, and its conclusion date is unknown.

The RISFSA classification system classifies road in to 6 classes, in terms of strategic function and description of nature of roads. The classification system is done as per

<b>The RISFSA Road Classification System</b>		
<b>Road Class</b>	<b>Strategic Function</b>	<b>Nature of Roads</b>
Primary Distributor	High mobility roads with limited access for rapid movement of large volumes of people, raw materials, manufactured goods, and agricultural produce of national importance	Public Roads: - Between, through and within regions of national importance; Between, through and within provincial capitals and key cities; Between, through and within major city nodes, which have significant economic or social road traffic; Between South Africa and adjoining countries which have significant national economic or social interaction; Providing access to major freight and passenger terminals including major ports and airports.
Regional Distributor	Relatively high mobility roads with lower levels of access for the movement of large volumes of people, raw materials, manufactured goods, and agricultural produce of regional importance in rural and urban areas	Public roads: - Between and through centers of provincial importance. Between provincial capitals, large towns and municipal administration centers. Between class 1 roads and key centers which have a significant economic, social, tourism or recreational role. Between South Africa and adjoining countries which carry limited economic or social road traffic. For access to transport hubs of regional importance.
District Distributor	Moderate mobility with controlled higher levels of access for the movement of people, raw materials, manufactured goods, agricultural produce in rural and urban areas of regional importance	Public roads: - Between centers, towns, and rural residential areas and villages. Between centers, towns and industrial/ farming areas. Between residential areas and local industrial/commercial areas. Between large residential areas. Which provide linkages between a Class 2 and/or Class 1 routes. Which provide linkage between centers, towns, rural residential, industrial/farming areas and Class 2 or Class 1 routes.
District Collector	High levels of access and lower levels of mobility for lower traffic volumes of people, raw materials, manufactured goods, agricultural produce in rural and urban areas of local importance	Public roads: - Between villages, farming areas and scattered rural settlements and communities, which primarily serve local social services as well as access to markets. Within a commercial, residential, industrial areas. Linking Class 3 roads.
Access Roads	High access and very low mobility routes for the movement of people and goods within urban and rural areas.	Public roads: Within a residential community. From a Class 3 or 4 to a residential community. To provide direct access to industries and businesses. To provide access to specific destinations such as heritage sites, national parks, mines, forests etc.
Non-motorized access ways	Public rights of ways for non-motorized transport providing the basic and dedicated movement	Public right of way: To provide safe access and mobility for pedestrians, cyclists and animal drawn transport. For social, recreational and economic access.

As per RAL's RISFSA Road Classification Report, the latest version of the draft TRH26 (August 2012) South African Road Classification and Access Management Manual (RCAM) was introduced, which builds and expands on the RISFSA functional road classification system. The TRH26 RCAM Manual is to become the official requirement for road classification and access management and supersedes both the draft National Guidelines for Road Access Management in South Africa (COTO, 2005) and the Manual for the Redefinition of the South African Road Network (DOT, 2008). The RCAM Manual has made significant changes to the functional classification descriptions in Chapter

3 of the 2006 RISFSA. All six classes have been split into rural and urban classes with the following descriptions:

Rural Classes	Urban Classes
R1= Rural principal Arterial	U1= Rural principal Arterial
R2= Rural Major Arterial	U2= Rural Major Arterial
R3= Rural Minor Arterial	U3= Rural Minor Arterial
R4= Rural Collector Arterial	U4= Rural Collector Streets
R5= Rural local Arterial	U5= Rural local Streets
R6= Rural walkway	U6= Rural walkway

### 5.3.3 State of Roads and Stormwater

#### 5.3.3.1 Roads

The total length of the road network under ownership of Ephraim Mogale Local Municipality is 1162km, of which 990km are gravel and 172km are surfaced. This excludes roads owned by SANRAL, Province, District Municipality, and Private Roads. This translates to only 10, 3% of the network being surfaced and the rest of network, i.e. 89, 7%, being gravel. The breakdown of roads in terms of road surface and conditions is indicated in the Table 3.6.1 below.

**Table 3.6.1: The Extent and Conditions of Road Network under the ownership of EPMLM**

Items	Total Lengths (Kms)	Lengths Conditions				
		Very Poor	Poor	Fair	Good	Very Good
Surfaced	172,00	9,5	23.4	60.9	23	55,2
Unsurfaced	990,00	56.8	472.3	439.5	85.6	0.0
<b>Overall</b>	<b>1162.km</b>	72.4	495.7	500.4	108,6	55,2

#### 5.3.3.2 Stormwater

Storm water structures were divided into the following three categories:

- Bridges / Culvert;
- Side Drains;
- Stormwater Pipes; and
- Kerb Inlets

Summary of the conditions of Stormwater Structures in Ephraim Mogale Local are summarized in the Table 3.7.1 below showing different storm-water structures within EPMLM.

**Table 3.7.1: Summary of the Stormwater Structures Conditions in EPMLM**

Items			Condition Grading				
	Quantity	Unit measure	Very Poor	Poor	Fair	Good	Excellent
Bridges / Culverts	16	No	25.8%	20.2%	37.0%	9.0%	8.0%
Stormwater Pipes	21706	Length (m)	18.0%	22.0%	35.0%	20.0%	5.0%
Side Drains	30818	Length (m)	11.2%	23.0%	31.4%	30.0%	4.4%
Kerb Inlets	92	No	7.4%	14.7%	45.6%	29.4%	2.9%

### 5.3.4 Roads and Stormwater Challenges

The Municipality faces a lot of challenges with regard to the provision and maintenance of Roads and Stormwater. The following are the challenges

- Aging infrastructure
- Huge backlog
- Uncontrolled storm water in villages
- Not enough equipment's for maintenance
- Limited budget for the development of new infrastructure
- Inadequate budget allocation for maintenance versus acknowledged aging infrastructure
- Poor performance of service providers

## 5.4 Waste Management

### 5.4.1 State of waste management

#### Legislative Requirements

- National Environmental Management Act 107 of 1998
- National Environmental Management Waste Act 59 of 2008
- National Waste Management Strategy of 2012
- National Environment Management: Air Quality Act 39 of 2004
- Occupational Health & Safety Act
- Constitution of Republic of South Africa

The municipality provides waste management services that include waste collection, street cleaning, clearing of illegal dumping, and waste disposal. Regular solid waste collection service is provided to business, institutions and households within the jurisdiction of the Municipality. Waste collection from residential premises is carried out on a weekly or bi-weekly basis either by kerbside and /or communal bin collection. The total percentage of households is as stated per the 2016 community survey and the figures is used for all the planning and reporting in the Municipality.

Provision of kerbside waste collection service once a week is currently done in Marble Hall (965 Household), Leeufontein (1380 Household), Leeufontein RDP (725 households), Elandsdraai (2182 Households) and 367 Households with communal bins at Schoeman Farms. Communal bins are

also strategically placed at Leeufontein new stands, Mokganyaka, Manapyane, Regae which increase the access to collection with 750 Households.

An estimate of 6369 households have access to refuse removal out of the 33936 households as per 2016 STATS SA community survey. The backlog is 27567 households without access to formal refuse collection services.

Due to the vast rural character of the Municipality the current municipal resources cannot meet the demand for waste collection. Waste disposal is centralized, and all waste collected in the various centers (including garden waste and builder's rubble) is transported to the permitted Marble Hall landfill site for disposal. The haulage of waste from surrounding areas creates a huge financial burden on the operating budget due to fuel and maintenance costs, and impacts on the landfill lifespan.

Informal recycling is done at the Landfill site and at source at the businesses in Marble Hall. Some volunteers are also recycling in Elandskraal and Matlelerekeng and volunteers are also doing litter picking along the Mokganyaka / Letebjane link roads.

The Updated Integrated Waste Management Plan is in a draft form and the process to complete the plan is ongoing and will be completed soon. For the purpose of this IWMP the Municipality will be regarded as a Low Income, High Density (Including Informal Settlements) demographical area.

Waste Management By law is in place to enforce proper waste management in the municipal Area, but due to capacity challenges enforcement is not done. The Waste Management Bylaw must also be updated in 2020. A District Waste Forum and Local Waste recycling forum were established, and will assist the Municipality in general waste issues. Communication with these forums is necessary to establish other views on waste and to share different challenges.

### **5.4.3 State of Landfill Site**

There is only one landfill site in the Municipality which is situated in Marble Hall town. The site is permitted and it is classified as a GMB- landfill site. There is a proper access road, the site is adequately fenced and some infrastructure like site facility, offices and cloakrooms are available.

The current permit was issued during site establishment in 1997 by the then Department of Water Affairs and Forestry. There is certain restriction in the permit which is not practical such as no on site recycling should take place and a moveable fence for windblown waste must be installed. This is not practical and LEDET was requested for a change in conditions. We were however advised to apply for a new license and also include extension of the site. The application will be done in 2020.

The current airspace will be enough for at least 9 years and closure will then be done thereafter, however a request for adjusting cell height will also be in the new permit application. This will allow more available airspace for disposal if the application is approved

The site is receiving an estimate of 15600 tons of waste annually which is monthly electronically reported on the South African Waste Information System. Waste for disposal is currently estimated. There is no weighbridge at the landfill, waste is there for estimated per tonnage. The site is permitted and it is classified as a GMB - landfill site. There is a proper access road, the site is adequately fenced and some infrastructure like site facility, offices and cloakrooms are available.

Daily compaction of disposed waste is challenging but the site is rehabilitated on an annual basis. Site is open to the public weekdays and Saturdays from 6 am till 6 pm. On Sundays the site is closed. A recent external compliance audit was done as per the WASTE act and permit. The compliance is

around 61% with the main challenge the monitoring of groundwater on the site which is now addressed and analysis is done twice a year as per the permit conditions . The statistics is also reported monthly on the SA Waste Information system.

#### **5.4.4 Waste Management Challenges**

- Integrated Waste Management Plan is still a draft and need to be finalised and approved.
- Vacancies in waste section including Superintendent who retired in July 2020 not filled as yet, which impact on effective service delivery, monitoring and evaluation.
- Small rural municipality with little resources and accessibility of areas makes it difficult to do proper collection and recycling. No revenue collection from rural areas that are being serviced.
- Refuse site compactor and the lining of new cell during cell development at the Landfill site are compliance issues and needs to be addressed.
- Weighbridge installed but not fully functional due to training and rotational work by employees
- Vehicle availability is a challenge from time to time.
- Capacity challenge in the waste section that needs to be addressed so that effective service delivery can take place.

### **5.5 Public Transport**

#### **5.5.1 Access and Backlogs**

The Municipality have Five formal taxi Rank namely Elandskraal; Zamenkomst; Tsimanyane; Leewufontein and Marble hall. The backlog is standing at 57 taxi ranks since we have 63 villages.

#### **5.5.2 State of Public transport**

The Communities in Ephraim Mogale local Municipality relies on Taxis and Buses for transportation. The Municipality has Great North Transport that is operating in the area.

#### **5.5.3 State of Public Transport facilities.**

The four formal Taxi Ranks in our Municipal area are in fairly good condition considering that they have been existing for not more than 5 years but Elandskraal Taxi rank has deteriorated so much that major maintenance works need to be done.

The Municipality also owns an Aerodrome but there are few activities that are happening; it is only used by farmers. The Municipality is not generating any income from the Aerodrome but in terms of the aviation law we are expected to maintain the aerodrome for annual renewal of the operating licenses.

The current taxi and Bus transport system is also linked with access to education particularly for the rural communities.

#### **5.5.4 Transport Challenges**

The Municipality is struggling with the transfer of a privately owned Taxi Rank in Marble hall back to the Municipality. The taxi ranks are in the control of the District Municipality hence the

municipality is not generating revenue from Taxi Ranks and the Aerodrome. The buses operating in the Municipal areas need to be increased so that it covers the whole Municipal area.

The railway line between Marble Hall and Pienaarsrivier is out of commission and should be revived and together with air transport provides an opportunity that should be optimally utilised in order to improve the transport system in the area.

## **CHAPTER 6 – FINANCIAL ANALYSIS**

### **Background**

The purpose of analyzing the financial status of the municipality is to determine the financial soundness of the institution so that the municipality can improve its financial management capacity and revenues. Financial viability is about being able to generate sufficient income to meet operating payments, debt commitments and, where applicable, to allow growth while maintaining service levels.

### **6.1 Municipal Financial Management Legislative Prescripts**

#### **MFMA Act 56 of 2003 seeks to:**

- Secure sound and sustainable management of financial affairs of the municipalities and other institutions in the local sphere of Government
- Establish treasury norms and standards for the local sphere of government and
- Provide matters connected therewith financial management.

#### **There are five underlying principles in the MFMA**

- Promoting sound financial governance by clarifying roles and responsibilities



- a strategic approach to budgeting and financial management
- Modernisation of financial management
- Promoting corporative governance
- Promoting Sustainability and improved performance

### 6.1.1 Financial Management Policies

Financial management system comprises of policies, procedures, personnel and equipment. The municipalities' budgeting process is guided and governed by relevant legislation, frameworks, strategies and related policies. The following financial management policies and procedures were developed and reviewed;

- **Credit Debt Management Policy** - The implementation of this policy should be based on sound business practices. This includes credit worthiness checks when application for services is made, as well as debt collection through sanctions of warnings, disconnections, evictions and other legal processes.
- **Supply Chain Management Policy** - The purpose of this manual is to prescribe the policies and procedures relating to Supply Chain Management of the EPRHAIM MOGALE Municipality. The principles of this policy is to give effect to a fair, equitable, transparent, competitive and cost-effective system for the procuring of goods and services, disposing of goods and selecting of contractors in the provision of municipal services.
- **Budget Policy** - The purpose of this policy is to provide an overview of the procedure for the structural process of Planning and Managing the Budget. The procedures include the development of budgets, including the preparation of the budget, revision, approval, monitoring and evaluation of budgetary performance for a financial year.
- **Indigent Support Policy** - to provide access and regulate free basic services to all indigent households.
- **Tariff and Rates Policy** –the purpose of this policy is to determine the tariffs which must be charged for the supply of the two major services, which are: electricity & refuse.
- **Property Rates Policy** – the purpose of this policy is to assist the municipality to impose rates within a statutory framework which enhances certainty, uniformity and simplicity across the nation and which takes account of historical imbalances and the burden of rates on the poor. It be noted that the municipality is working on final draft.
- **Investment policy** – this policy prescribes for the management of cash and the investing of municipal money. Travel and Subsistence Policy
- **Travel and Subsistence** - This policy regulates the re-imburement of travelling and subsistence cost to officials and councillors attending to official business.
- **Cell Phone Policy** - The aim of this policy is to: regulate the granting of cell phones allowance to the employees of Ephraim Mogale Local Municipality improve the communication in the workplace and to the public, in order to give a better service.

## 6.2 Assessment of Municipal Financial Status

### 6.2.1 Grants and Subsidies

The Municipality will receive the following Grants as per the Division of revenue Bill:-

	Annual Budget 2021/2022	Adjustment Budget 2022	Budget 2022/2023	Budget 2023/2024	Budget 2024/2025
Equitable share	(162,471,000.00)	(162,471,000.00)	(178,826,000.00)	(19,058,300.00)	(203,533,000.00)
ENERGY EFFICIENT AND DEMAND SIDE MANAGEMENT GRANT	(4,015,000.00)	(4,015,000.00)	-	5,600,000.00	-
Finanacial Management Grant	(3,100,000.00)	(3,100,000.00)	(3,100,000.00)	(3,100,000.00)	(3,100,000.00)
EPWP Grant	(1,195,000.00)	(1,195,000.00)	(1,310,000.00)		
Grant MIG	(35,189,000.00)	(35,189,000.00)	(37,821,000.00)	44,994,000.00	41,066,000.00

### 6.2.2 Investments

- Investment policy was adopted by council on 29 May 2014, the policy is reviewed annully together with other all other budget related polocios.
- All investments will be made in line with the investment policy.
- On a quarterly basis the Chief Financial Officer submit to council report reflecting information on the council's investment portfolio, including the type of investment, interest rates, period of investment and a summary of the exposures to particular financial institutions. The CFO must submit once a year a certificate of compliance that no gifts, commission or other consideration was received for investments made.
- The CFO must keep an investment register for all investments made.
- The municipality is banking with the following institutions:
  - Fnb
  - Primary Bank Account

### 6.2.3 Audits

2018/2019	2019/2020	2020/2021
Qualified	Unqualified	Unqualified

The municipality has maintained on its 2019/2020 audit by obtaining a Unqualified Audit Opinion in the 2020/2021 financial year.

### 6.3 Revenue Management

The municipality continues to render services which are legislated primarily by the Constitution of the Republic of South Africa and Municipal Finance Management Act and Legislations.

Municipal revenue comprises of own revenue and grants. Own revenue contributes more 41% of total revenue for 2022/2023 financial year. The municipality main sources of revenue are as follows,

- Property Rates;
- Electricity,
- Refuse as well as other income

The municipal revenue across the board has increased by average of 4.8% in year under review. All the grants revenue is dealt with in terms of the requirement of DORA. The municipality apply indigent policy to cater for the indigent population of Ephraim Mogale Local Municipality.

Electricity and property rates remain the major source of own revenue for the municipality.

The only municipal service charges the municipality provide to the community is refuse removal. Water and sanitation has now been taken fully over by the District Municipality.

The outstanding debtors amounted to R 160.5 million during 2020/2021 audit, the average payment rate is 80%. The municipality is implementing its Debt Management and Credit Control Policy using its own internal capacity.

#### 6.4 Revenue sources

Electricity and property rates remain the major source of own revenue for the municipality.

The only municipal service charges that municipality provide to the community is refuse removal. Water and sanitation has now been taken fully over by the District Municipality.

	Annual Budget 2021/2022	Adjustment Budget 2022	Budget 2022/2023	Budget 2023/2024	Budget 2024/2025
Property Rates	(41,762,663.00)	(44,020,750.80)	(46,133,746.84)	(48,163,631.70)	(50,330,995.13)
Service Charges	(84,454,513.00)	(82,675,468.70)	(89,881,558.54)	(93,836,347.12)	(98,058,982.74)
Licences or Permits	(5,311,491.00)	(5,311,491.00)	(5,566,442.57)	(5,811,366.04)	(6,072,877.51)
Operational Revenue	(920,909.00)	(418,877.04)	(438,983.14)	(458,298.40)	(478,921.82)
Rental from Fixed Assets	(180,244.00)	(171,244.14)	(179,463.86)	(187,360.27)	(195,791.48)
Sales of Goods and Rendering of Services	(205,936.00)	(621,943.42)	(651,796.70)	(614,829.04)	(642,496.35)
Fines Penalties and Forfeits	(160,197.00)	(109,497.00)	(156,576.20)	(163,465.55)	(170,821.50)
Interest	(9,149,880.00)	(9,826,934.08)	(10,298,626.92)	(10,751,766.50)	(11,235,595.99)
Equitable share	(162,471,000.00)	(162,471,000.00)	(178,826,000.00)	(19,058,300.00)	(203,533,000.00)
ENERGY EFFICIENT AND DEMAND SIDE MANAGEMENT GRANT	(4,015,000.00)	(4,015,000.00)	-	5,600,000.00	-
Finanacial Management Grant	(3,100,000.00)	(3,100,000.00)	(3,100,000.00)	(3,100,000.00)	(3,100,000.00)
EPWP Grant	(1,195,000.00)	(1,195,000.00)	(1,310,000.00)		
Grant MIG	(35,189,000.00)	(35,189,000.00)	(37,821,000.00)	44,994,000.00	41,066,000.00

#### 6.5 Debtors Management

The municipality collect an average of 80% of revenue across the municipality however the challenge has always been the collection of historical debts. The municipality will develop revenue enhancement strategy in 2022/2023 with the assistance of DBSA. The municipality has positive liquidity ratio which means the municipality is able to honour its obligation in a period of 90 days without the challenge.

#### 6.6 Billing

Billing system is in place at the municipality and marked improvement in the quality of billing statements has been observed. The municipality always starts by billing on a test system to avoid incorrect billing before billing on a live system.

#### 6.7 Expenditure Management

The municipality is currently settling its creditors within 30 days after receipt of an invoice as required by the MFMA section 65(e) read with circular 49 issued by National Treasury. Currently municipal make payments on a daily basis to eradicate any possible backlogs. The municipality has also developed a centralized email to receive invoices to avoid any delays in paying those invoices.

### 6.7.1 Expenditure trend

	2018/2019	2019/2020	2020/2021
Total Operational Expenditure	260,533,000	269,525,000	280,283,103
Total Capital Expenditure	33,933,000	37,331,000	82,488,210

There are six key factors that have been taken into consideration in the compilation of the 2022/2023 MTREF:

- National Government macro-economic targets;
- The general inflationary outlook and the impact on Municipality's residents and businesses;
- The impact of municipal cost drivers;
- The increase in prices for bulk electricity
- The increase in the cost of remuneration by 4.9%.
- The 80% average payment rate.

### 6.8 Capital Expenditure

Function	Adjustment Budget 2021/2022	Budget 2022/2023	Budget 2023/2024	Budget 2024/2025
(ICT) Total	1,420,000.00	1,454,000.00	-	-
Administration Total	480,000.00	500,000.00	200,000.00	150,000.00
Community(Disaster) Total	-	-	600,000.00	-
Electricity:Electricity Total	11914753.69	14,780,000.00	29,223,000.00	29,570,300.00
Fleet Mangement Total	725,000.00	650,000.00	-	-
Housing:Housing and Building Total	50,000.00	50,000.00	-	-
Licensing & Traffic Total	-	400,000.00	-	-
Paks & Cemeteries Total	685,000.00	3,000,000.00	550,000.00	600,000.00
Roads:Roads & Stormwater 1 Total	8,050,000.00	3,000,000.00	-	-
Roads:Roads& Stormwater (650) Total	55,851,999.50	51,479,950.00	43,924,300.00	36,000,000.00
Solid Waste Total	2,600,000.00	2,500,000.00	800,000.00	850,000.00
	<b>81,776,753.19</b>	<b>77,813,950.00</b>	<b>75,297,300.00</b>	<b>67,170,300.00</b>

#### Total capital expenditure for 2022/2023: R 77.8 Million

The Municipal Infrastructure Grant will fund 42% of capital expenditure and 58% will be funded from own in 2023/2024 financial year. Capital budget is highly financed by own revenue over the MTREF.

### 6.9 Asset and Liability Management

Municipality has established asset management unit which is fully functional.

The unit is responsible to oversee the assets with total value of R891 Million at net book value.

The municipal asset register has the following key components;

- Investment property
- Community and infrastructure assets;
- Movable assets;
- Finance lease assets;
- Heritage assets;
- Land
- And other assets.

Municipality verifies assets on an ongoing basis. Assets are recorded either at fair value, cost or depreciated replacement cost.

In general the community wealth of the municipality amounts to R 1 129 000 000. The total assets amount to R 1256 000 000 whilst the total liabilities amount to R 73 585 000.

## **CHAPTER 7 – GOOD GOVERNANCE AND PUBLIC PARTICIPATION**

### **Background**

One of the objectives of local Government captured in section 152 of the Constitution is to encourage the involvement of communities and community organization in matters of Local Government. The white paper on local government expects the municipalities to be working with citizens and groups within the community to find sustainable ways to meet their economic, social and material needs and improve the quality of their lives. Therefore, the municipality is using various strategies and systems to involve, communicate and improve governance.

### **7.1 Functionality of Municipal Council and Committees**

The Municipal Council Committees such as the Executive and Portfolios committees are fully functional. Council meetings are held quarterly with special council meetings convened when needs arise.

### **Council**

The Council consists of 32 Councilors, 16 ward councilors and 16 PR Councilors. The Council gives political guidance to the municipality with regard to policy development. The council play an oversight role over the administration

### **Office of the Speaker**

The Speaker presides at all the meetings of the Council, performing the duties and exercises the powers delegated to the speaker in terms of section 32 of the Structures Act No. 117 of 1998. Ensuring that Council meets at least quarterly, maintain order during meetings, ensuring compliance with the Council and Council Committees with the code of conduct set out in Schedule 5 of the Structures Act. Ensuring that Council meetings are conducted in accordance with the rules and orders of the Council.

### **Office of the Mayor**

The Mayor presides at meetings of the Executive Committee, performing the duties of a Mayor, including any ceremonial functions, and exercises delegated to the Mayor by the municipal council or the executive committee.

### **Communication**

Newsletters are published on a quarterly basis in terms of one of the projects which are included in the SDBIP of Corporate services manager, the key objective being to promote, market and inform constituencies about activities and programs of the Municipality. The website of the municipality is also functional and operating.

### **Ward Committees**

Sixteen Ward Committees have been established and support is given by the municipality in the form of sitting fee which are paid to members for attending ward committee meetings. Ward committees consist of 10 members each and each member has a specific portfolio i.e. water, roads, IDP, LED etc. The ward committees participate in the meetings when the wards are visited when reviewing the IDP to give input on community issues.

## **7.2 Relationship with Traditional Leaders**

In general, the municipality has a good relationship with the Traditional Leaders. There are five traditional leaders within the municipal area. Traditional Leaders participate in most of the municipal activities such as the IDP Representative Forums, Public Participation Meetings, Council Sitzings etc.

## **7.3 Intergovernmental Relations**

Good relationship has been established with the Sekhukhune District Municipality. Ephraim Mogale Local Municipality but not limited to the followings: District Mayors Forum, District Municipal Managers forum, District IDP Managers forum, District IDP Representative Forum, District Planning forum, District PMS forum, District Technical forum and District Health forum, Provincial CFO Forum, Communication Forum, District Waste Forum, Recycling Forum Provincial Climate Change Group and Municipal Manager Forum. Sector departments are part of the District IDP representative forum where their plans and programs for the IDP's of the District and municipalities within the district are given.

## **7.4 State of Financial Entities**

### **7.4.1 Municipal Public Accounts Committee**

The municipality has established a Municipal Public Accounts Committee in terms of Sections 33 and 79 of the Municipal Structures Act 1998. This committee plays an oversight role of the council. The committee consists of nine non-executive councilors.

#### **7.4.2.1 Internal Audits**

Ephraim Mogale Municipality has a functional internal audit unit which was established in terms of section 165 of the Municipal Finance Management Act, 56 of 2003 in 2007. The unit's legislative mandate in terms of the aforesaid section is to advise the accounting officer and report to the audit committee on the implementation of the internal audit plan and matters relating to:

- Internal audit;
- Internal controls,
- Accounting procedures and practices;
- Risk and risk management;
- Performance management;
- Loss control; and
- Compliance with this Act, the Annual DoRA and any applicable legislation, and
- Perform such other duties as may be assigned to it by the accounting officer.

#### **Operations**

The Internal Audit Unit conduct its business in compliance with the International Standards of Internal Auditing (ISPPA) promulgated by Institute of Internal Auditors. Accordingly; the unit has and implements the following enablers' documents which have been prepared in accordance with the said-standards:

- Internal Audit Charter;
- Three Year Strategic Internal Audit Plan and One Year Internal Operational Plan; and
- Internal Audit Methodology

The above enablers guide the operations and activities of the unity in executing its mandate. The unit will in terms of the enablers conduct internal audit assignments which will involve amongst others:

- Evaluating the effectiveness of controls risk management and good governance processes.
- Performing a detailed review of the current internal audit controls, if there are any in place.
- Reviewing the operations and progress to ensure whether results are consistent with Local Municipalities system of internal control.

- Reviewing by means of safe guarding of assets and verifying the existence of such assets.
- Evaluating the functionality of Municipality performance management system.

Internal audit unit reports administratively to the accounting officer and functionally to the audit committee.

#### **7.4.2.2 Audit Committee**

The Audit and Performance Committee is an independent advisory body, appointed by Council to assist Council in discharging its responsibilities. It is established in terms of Section 166 of the Municipal Finance Management Act 56 of 2003 and article 14 (2) (a) of the Municipal Planning and Performance Management Regulations 2001. The specific duties and or responsibilities and the manner in which it will operate is set out in the Audit Committee Charter, Circular 65 of the MFMA and also Section 166 of the Municipal Finance Management Act 56 of 2003. The audit and Performance committee charter is reviewed by the committee and approved annually by Council.

The following audit committee members were appointed by Council on the 1<sup>st</sup> of November 2020 for a period of three years: -

Name of members	Designation
Mr. ML Malapela	Chairperson
Adv. GT Moeeng	Member
Mr. LM Mokwena	Member
Mr. VK Chuene	Chairperson: Risk Management Sub-Committee
Mr. DM Mmapheto	Member

#### **7.4.2.3 Audit Action Plan**

The municipality has not achieved the clean audit as expected; Audit opinion expressed was a “Unqualified Audit Opinion” however, the AG’s report indicated a improvement compared to the 2019/2020 financial year were the municipality obtained Unqualified Audit Opinion. The institution is working hard to achieve the 2020/2021 clean audit target.

Audit action Plan has been developed to deal with issues raised by the Auditor General. The implementation of the plan is monitored by internal audit then report bi-weekly serve to management meetings and quarterly to the audit and performance committee meetings then the report of which will serve to council quarterly.

#### **7.4.2.4 Risk management**

Risk Management is now institutionalized in the municipality and all necessary enablers in a form of Risk Management Committee, Risk Management unit and Risk Management Policy documents are in



place. The unit conducted Risk assessment workshop and updated its risk registers accordingly. The following were identified and rated as top 10 risks of the institution.

1. Non – compliance to applicable legislations and prescripts.
2. Community unrest (strikes).
3. Possible fraud and corruption.
4. Reputational risks.
5. Low revenue collection.
6. Inability to attract and retain skilled personnel.
7. Inadequate Skills and Competency.
8. Theft and Vandalism of projects.
9. Aging infrastructure.
10. Inadequate Funding (To purchase land).

The municipality has developed appropriate mitigating actions to respond to the above and other risks captured in both the strategic and operational risk registers. The implementation of the mitigating actions is monitored through the Risk Management Committee and progress report thereof is submitted to the Audit committee for consideration.

#### **7.4.2.5 Supply Chain Committees**

The municipality has established supply chain committees in terms of notice 868 of 2005 as made by the Minister of Finance. These committees are functional. Bid specification, evaluation and adjudication committees were established.

#### **7.4.2.6 Complaints Management System**

The municipality has established a complaints management system in order to address service delivery related complaints. Through this system the municipality is able to attend and address complaints raised by community members. The municipality also liaises with both the Office of the Presidency and the Premier through hotlines to address issues concerning the municipality directed to these two offices. The municipality has developed risk policies which will outlines how the municipality will deal with risks. The Risk Management Officer has been catered for in the 2015/16 financial year.

### **7.4 State of Community Development Workers**

Fourteen (14) Community Development Workers (CDWs) have been deployed to the 16 wards of the municipality and report to the Speakers office.

### **7.5 Outline of Municipal Audit Outcomes**

2018/2019	2019/2020	2020/2021
-----------	-----------	-----------

Qualified	Unqualified	Unqualified
-----------	-------------	-------------

The municipality obtained an unqualified audit opinion for the 2019/2020 financial year. The basis of qualified opinion was incomplete assets register. AGSA identified movable assets which were on the flow but not in the Asset Register. In addressing the challenge; the municipality has established an asset management unit comprised of Manager, Accountant, Asset Clerk and an Intern. The unit will ensure that key routine asset management procedures such as verification of assets are regularly carried out.

In addition; an Audit Improvement Plan has been developed and was tabled to council for approval. The plan outline all 41 findings raised by the AGSA during the audit; and it has documented actions which should be carried out to address both the condition and rootcause of the finding. The plan further identifies timeframes for implementation and responsible officials; and its implementation is verified by internal audit and the progress monitored through Audit technical meeting and Audit committee meeting.

### **7.7 Public participation**

The municipality has developed an annual public participation program. The program targets all wards and specific villages. These meetings afford politicians opportunity to report back on progress made and direct contact with ordinary community members.

## **CHAPTER 8– MUNICIPAL TRANSFORMATION AND ORGANISATIONAL DEVELOPMENT**

### **8.1 Institutional Analysis**

#### **Background**

The purpose of conducting an institutional analysis is to ensure that the municipal development strategies take existing institutional capacities into consideration and that institutional short comings are addressed accordingly. Ephraim Mogale Local Municipality was established in 2000 in terms of the municipal Structures Act, 1998 (Act No. 117 of 1998). The municipal head or main offices are situated in Marble Hall Town, No. 13 Fikus Street Marble Hall, 0450. The other offices are Leeufontein, Elandskraal and Matlerekeng

#### **8.2 Institutional Structure**

Ephraim Mogale Local Municipality has implemented an Executive and Ward Participatory System of Local Governance which ensures that governance is taken right down to community level and that all citizens within the municipality are represented in decision making. This increases resident's sense of belonging, accountability and empowerment and actively involves them in all issues dealt with by the municipality.

### 8.2.1 Political Structure

The council consists of 32 councillors of both elected, 16 ward representatives and 16 proportional representatives (councillors). Each of the ward councillors chairs a ward committee as part of the Ward Precatory System that brings participation down to community level. Ward councillors play a central role in the communication process between the communities they represent and the council, reporting back regularly through ward meetings and assisting the community in identifying needs and priority areas of development which feed into the municipalities planning process. The new demarcation increases the wards from 14 to 16 and from 27 councillors to 32 respectively.

The mayor heads the Executive Committee which comprises of six councillors. The municipality has six full-time councilors i.e. the Mayor, Speaker, Chief Whip and three executive committee members. Political oversight of the administration is ensured via Section 80 Committees.

### Portfolio Committee

Name of Committee	Chairperson	Support Department
Budget and Treasury	Cllr Sedibane FS	Budget and Treasury
Economic Development, Spatial planning, IDP &PMS	Cllr P Jacobs	Planning and Local Economic Development
Infrastructure Department	Cllr Ramphele RM	Infrastructure
Corporate Services	Cllr Tshiguvho ME	Corporate Services
Community Services	Cllr Tlaka ME	Community services

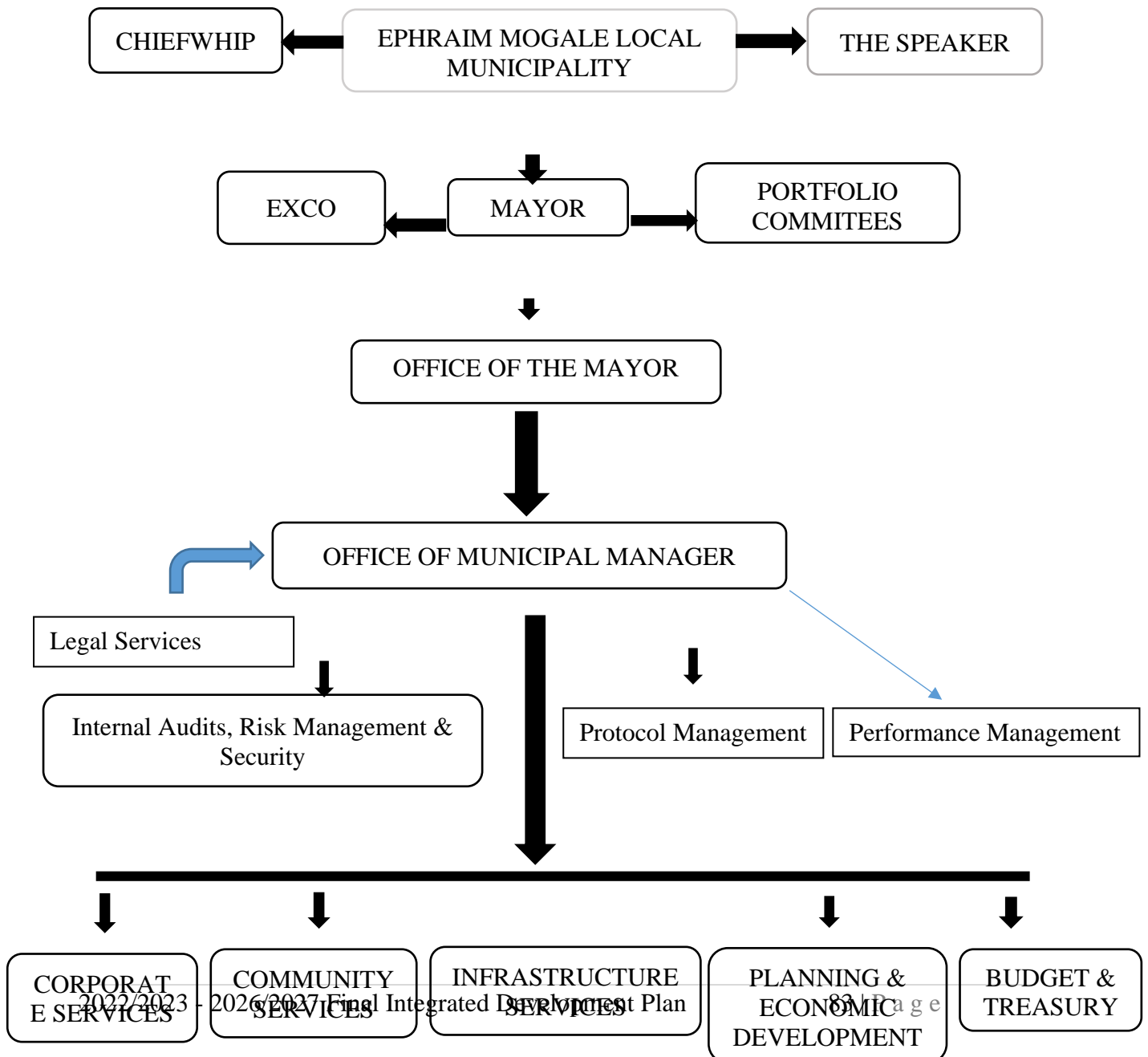
### 8.2.2 Administrative Structure and Vacancy Rate

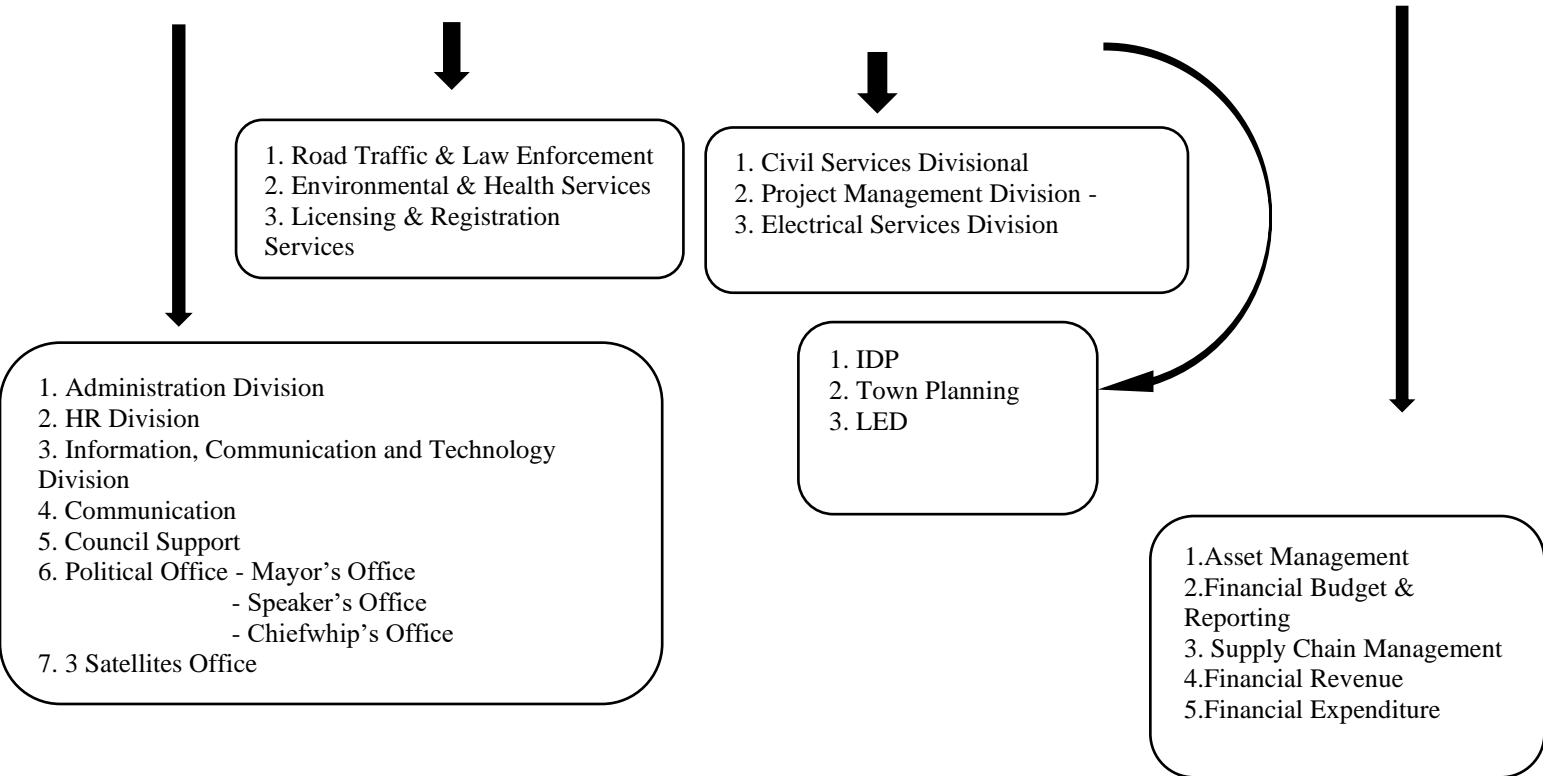
The municipal manager who is the accounting officer heads the Administration. The total Posts on the approved organogram stand at 281 whereas the posts filled are 237 which amounts to 84.3%. The administrative Governance is as follows:

Position	Status	Gender
Municipal Manager	Filled	Female
CFO	Vacant (Acting)	Male
Director Corporate	Vacant (Acting)	Male
Director Community	Vacant (Acting)	Male
Director Infrastructure	Filled	Male
Director Planning & Local Economic Development	Vacant (Acting)	Male

### 8.2.3 Organisational chart (Organogram)

The following organogram was reviewed by council on 31 March 2022 and is aligned to the powers and functions of the municipality as set out below:





**8.2.4 Organisational Staffing Component**

The municipality has been organized in the following institutional components; The organogram has been completed, placements have been done, job descriptions are in place and appointment of key staff is being done as finances are viable.

**8.3 Human Resource Management Systems**

- Travelling and subsistence allowances policy and Cell phone policy was revised as a retention method for scarce skills.
- Organizational Performance Management System (OPMS) and Performance Management System (PMS)
- Performance Management System Framework for the Municipality was reviewed and approved by Council. The framework is in line with CoGTA Local Government performance regulations published on 1 August 2006. Performance agreements have been signed by managers for 2021/2022. PMS evaluation panel has been established and received training from CoGHSTA. Audit Committee has been appointed on 01 November 2020 and quarterly review conducted during 2021/2022.

- Employment Equity Plan has been compiled in accordance with the Employment Equity Act 55 of 1998. The municipality has further developed a draft Employment Equity policy for approval by the municipal council.
- The challenges which are faced by this municipality with regard to employment of staff are to attract suitable, qualified and competent staff in line with the plan because of the size of the municipality, which is Grade 2, being the smallest municipality in Limpopo Province with lowest salary scales. Certain key positions remain vacant for longer period despite being advertised or are filled and within a short period become vacant again when incumbents leave for better salaries elsewhere. What makes the situation worse is that Ephraim Mogale local municipality is also not eligible for Remote Allowance nor Rural Allowance or Scarce Skills Allowance.
- The Ephraim Mogale local municipality has developed the Workplace Skills Plan in terms of the Skills Development Act 97 of 1998 as amended, and it is also contributing to the National Skills Development levies Fund in accordance with the Skills Development Levies Act No. 9 of 1999. The staff members are relatively suitably qualified and identified skills-gaps are covered in the Skills Development Plan. The municipality has systems of capacity building in the form of Employees Bursary Scheme and the Skills Development Programme in order to capacitate the employees. It also has the Community members Bursary Scheme which is to be phased out when the National Government free education is realised.

#### **8.4 Institutional HIV/Aids Mainstreaming**

HIV/AIDS Mainstreaming is mainly a process by which information with regard to HIV/AIDS is disseminated to others through various means; which include amongst others; workshops; seminars; formal and informal training and the inclusion of the HIV/AIDS programmes in the programmes of

the institutions' departmental programmes with a view of making awareness of that HIV/AIDS pandemic; how to prevent it; how to deal with it if it is there; how to ensure that healthy life continues even if when somebody is infected by it and how should people suffering from it as well as those not yet infected by it conduct themselves. There is a draft HIV/AIDS policy awaiting council approval.

#### **8.5 Council Special Programs**

##### **Special Focus Groups**

Disability, Youth and Gender, Early Child Development (ECD), Moral regenerations, Traditional Healers, Traditional Leaders and Religious, desk has been established in the municipality and the programs are coordinated through the mayor's office. Reading facilities have been established for the blind at the Marble Hall library.

The needs of the special focal groups amongst others are:

- Skills development.
- Employment opportunities.
- Access to government facilities and services.
- Recreational facilities for the disabled.
- Promoting the needs of the special.

## **8.6 Performance Management System**

The municipality has a performance management system framework in place. Currently, the framework has been implemented at a level of section 56 managers; and will be cascaded to middle management level in the 2022/2023 financial year. All section 56 managers have entered into performance agreement and are being assessed accordingly. The institutional quarterly performance reports are subjected to internal audit for accuracy and reliability. In recent AGSA audit, the municipality obtained a qualified conclusion on PMS audit.

## **8.7 Information Communication Technology System Internal and External**

Ephraim Mogale Local Municipality has ICT unit in place with the total number of 02 officials. The municipality has about 140 users on the domain which all have access to email & internet. 3 satellite offices which are all interconnected through Telkom VPN and have ip phones connectivity. There is a free Wi-Fi hotspot in the library for the community and there is also a Municipal Website

# **CHAPTER 9 - CROSS CUTTING ANALYSIS**

## **DISASTER MANAGEMENT**

Section 26[g] of the Municipal Systems Act 32 of 2000 and sections 52 and 53 of the Disaster Management Act 57 Of 2002 compels municipal government to develop a disaster management plan. The primary focus of the Ephraim Mogale Local Municipality Disaster Management Unit is to confirm the organizational and institutional arrangements to effectively prevent disasters from occurring and to lessen the impact of those hazards that cannot be avoided. It establishes the operational procedures for risk reduction planning as well as emergency procedures to be implemented in the event of a disaster occurring or threatening to occur.

The Disaster management function is an integrated and coordinated function, which focus on preventing and reducing the risk of disasters, mitigating the severity of disasters, emergency preparedness, rapid and effective response to disasters, and post disaster recovery and rehabilitation. The Local Municipality works in conjunction with the Sekhukhune District

Municipality in disaster management. It is legislated by the Disaster Management Act 57 Of 2002 as amended and the Disaster Management Framework of 2005 under four KPA'S and three enablers.

**9.1.1. A risk analysis of the municipal area – institutional, social, economic, environmental, infrastructural vulnerabilities**

The full risk analysis will be identified per above vulnerabilities during the compilation of the Disaster Management Plan but as interim measure the following was identified

**ENTIRE EPHRAIM MOGALE VULNERABILITY**

Hazard		
Land Degradation	Solid waste disposal	Demonstrations
Veld fires	Sanitation	Aircraft incident
Water Pollution	Dam failure	Air Pollution
Severe storms	Road accidents	Crime
Floods	Hazmat	Drugs abuse
Sanitation	Sand mining	Drought
Wetlands	Human diseases	Alien plants

**9.1.2. Map of all risks in the area – current and anticipated hazards prioritized and ranked in terms of frequency and intensity**

The entire municipal area is subjected to high risks as identified in item 4. See standard plan of the Municipality

**9.1.3. A high-level indication of risks encountered at ward level.**

- Fire, floods, storms – damaged housing, roads and facilities
- Swimming in rivers – danger of crocodiles, pollution
- Usage of chemicals in households and on farm crops
- Pollution trough waste dumping creates health hazards
- Drinking polluted water

**9.1.4. Indicate capacity of the municipality to perm the disaster management function both in terms of quality and quantity**

The Municipality recently appointed one Disaster Management officer who reports to the Director Community Services. The establishment of the function is ongoing but disaster relieving material to assist during disaster is procured and twenty four awareness campaigns were held during the 2018’2019 financial year in the community as part of enabler 2 to promote a culture of risk avoidance among communities by capacitating them during these campaigns, These campaigns are now reduced to 2 campaigns per ward per quarter in the 2019’2020 financial year with the focus to capacitate major stakeholders and entities in Communities



### 9.1.5. Current risk priority list for the Municipality

PRIORITY LIST
1. Land degradation, veld fire, water pollution, floods, solid waste, and hazmat
2. Severe storms, road accidents and air pollution
3. Dam failure
4. Demonstrations and sand mining
5. Wetlands
6. Crime, drought, human diseases, drug abuse
7. Sanitation
8. Aircraft

### 9.1.6. Disaster Management Plan

The purpose of the Disaster Management Plan is to outline policy and procedures for both the proactive disaster prevention and the reactive disaster response and mitigation phases of disaster management. The preventative elements of this plan must be implemented and maintained on a continuous basis. The emergency or re-active elements of the plan will be implemented whenever a major incident or disaster occurs or is threatening to occur. The Disaster Management Act requires the Ephraim Mogale Local Municipality to take the following actions:

- Prepare a disaster management plan for its area according to the circumstances prevailing in the municipal area.
- Co-ordinate and align the implementation of its plan with those of other organs of state and institutional role players; and
- Regularly review and update its plan.
- Form an integral part of the Municipal IDP enabling risk reduction activities to be incorporated into developmental initiatives
- Anticipate the likely types of disaster that might occur in the municipal area and their possible effects
- Identify the communities at risk
- Provide for appropriate prevention risk reduction and mitigation strategies
- Identify and address weaknesses in capacity to deal with possible disasters
- Facilitate maximum emergency preparedness

The Disaster Management Plan is the municipality's internal document and essentially serves as the coordination and cooperation mechanism between all the relevant Departments, Units and Clusters of Council.

### 9.1.7. COVID-19

The President of the Republic of South Africa declared a National State of Disaster on the 15<sup>th</sup> of March 2020 following a rapid increase in COVID-19 related cases. A few more days later, a national lockdown was implemented to curb the rise of infections countrywide. During such a period, the country experienced increased number of homelessness, job losses, food insecurity and loss of lives as a result of the pandemic. Furthermore, it was feared that vulnerable communities might have been highly affected as high-density population areas in identified high risk areas.

As a result of the magnitude of the state of National Disaster, the Municipality's Disaster Management Unit in collaboration with other departments and units embarked on COVID-19 Awareness approaches to accelerate preparedness and rapid response on.

- **Hygiene, education, communication, and awareness**

Roll out of outreach campaigns and awareness programmes on hygiene and protection from COVID 19 virus in various wards (within emphasis on high-risk areas: Taxi ranks, informal Settlements)

- **Waste management, cleansing and sanitization**

Identification, decanting, cleansing and sanitization of high risk/ high density areas.

- **Water and Sanitation services**

The municipality liaised with the Sekhukhune District Municipality to provide of additional water and sanitation resources for vulnerable communities and critical facilities.

- **Shelters for the Homeless**

The Municipality made use of the Marble Hall Town Hall as a temporary emergency shelter for the displaced/ homeless persons.

- **Precautionary measures to mitigate employee health and safety risks**

Supply of Personal Protection Equipment (PPE) for all departments/ entities including Disaster Management Volunteers

- **Monitoring of lockdown regulations**

Collaboration of Ephraim Mogale Municipality's Law Enforcement Unit and SAPS for command monitoring and law enforcement of lockdown regulations.

## **CHAPTER 10 - MUNICIPAL PRIORITIES**

Government does not have sufficient resources to address all issues identified by communities. Prioritization assists government, and in this case, primarily the municipality in allocating scarce resources. The following informed the municipality in determining municipal-wide priorities:

- Most Impoverished areas
- Impact the service will make
- The potential for poverty alleviation, cost recovery and job creation
- Revenue enhancement

### **10.1 Priorities of Ephraim Mogale Municipality**

The following are the priorities of the municipality:

- Coordinate and facilitate provision of water and sanitation services
- Job creation and livelihoods (LED)
- Coordination of health services
- Provision of roads and public transport

- Disaster management and emergency services
- Coordination of educational infrastructure and services
- Refuse removal , waste and environmental management
- Safety and security
- Provision of social amenities (particularly sports facilities)
- Land use management and land ownership.

### Priorities, Problem Statement and Objective

Priorities	Problem Statement	Objectives
Water	Water Source	Reach balance between supply and demand
Sanitation	Lack of access to basic sanitation	To address backlogs regarding sanitation
Electricity	Backlog in terms of village extensions	To engage with Eskom
Waste removal	Municipality is collecting waste only in four villages and only Marble Hall as a town is paying for the service.	To collect waste on a weekly basis from all the household in a sustainable manner
LED	Lack of LED Strategy	To promote local economic development in the municipality in order to create sustainable jobs
HIV & AIDS and other diseases	HIV & AIDS is threatening both the community and the workforce	To reduce the prevalence of HIV & AIDS in communities and the workforce.
Disaster management	Implementation of a proper structure and plans	To render effective and efficient service to the communities by a quick response to all emergency calls.
Roads and storm water	Most roads are gravelled and not maintained	To ensure the existing of planning and budgeting tools for road maintenance
Institutional Development	Shortage of personnel in planning and finance	Filling of strategic positions
Transport and communication	Lack of other options of public transport other than the taxis	To introduce bus services in communities
Environmental management	Role clarification is a challenge and the communities experiences severe environmental effects/problems	To develop and implement an Environmental Management Plan and to determine the role of the local municipalities
Safety and security	The rapid increase of crime across the municipal area	To strengthen the CSF in the communities.
Education	No local based structure to deal with educational matters	To have a joint planning sessions with the Department at the District wide strategic planning sessions
Welfare Services	Only 1 Thusong Centre	To have a joint planning sessions with the Department at the District wide strategic planning sessions
Health Services	Only one hospital and 2 health centres Shortage of recreational facilities	To have a joint planning sessions with the Department at the District wide strategic planning sessions
Land use management	Shortage of land for development	Purchase land for development

### 10.2 Community Priorities

Focus area	Sub-Focus Area	Order of Priorities
Spatial	Land	Land for development & human settlement in Marble-hall
	SDF	Review and implementation of SDF

Focus area	Sub-Focus Area	Order of Priorities
	Education	<ol style="list-style-type: none"> <li>1. Public secondary schools</li> <li>2. Repairs of storm damaged schools</li> <li>3. Replacement of old classrooms</li> <li>4. Extra classrooms</li> <li>5. Administration blocks</li> <li>6. Building of circuit offices</li> <li>7. Establishment of new schools in needy areas</li> <li>8. Institutions of higher learning</li> <li>9. Laboratories</li> <li>10. Libraries</li> <li>11. ECD's Centres</li> </ol>
	Housing	1. RDP houses & repairing of poor workmanship
	Health	<ol style="list-style-type: none"> <li>1. New clinics</li> <li>2. Additional hospital</li> </ol>
	Safety & security	<ol style="list-style-type: none"> <li>1. Additional police stations at strategic areas</li> <li>2. Satellite stations</li> <li>3. Visibility of law enforcement areas on communities without stations</li> </ol>
	Community facilities	<ol style="list-style-type: none"> <li>1. Community halls</li> <li>2. Building and maintenance of sports facilities</li> <li>3. New cemeteries and maintenance of existing cemeteries</li> </ol>
Economic	Local Economic Development	<ol style="list-style-type: none"> <li>1. Job creation</li> <li>2. Shopping malls</li> <li>3. Resuscitation of defunct projects</li> <li>4. Building capacity on SMMEs</li> <li>5. Exploiting existing and new economic opportunities</li> </ol>

### Priorities for 2022/2023

Ward	Priority	Community Needs
Ward 1	Water	<ol style="list-style-type: none"> <li>1. Provide reticulation to new extensions.</li> <li>2. Revitalization of boreholes</li> <li>3. RDP require water supply</li> <li>4. Supply of jojo tanks at Driefontain extention</li> <li>5. Repairs of pipes</li> <li>6. Boreholes required – 3 at Driefontein &amp; 3 at Malebitsa</li> <li>7. 6 water tanks required across the ward</li> <li>8. Water reservoir for both Driefontein and Malebitsa</li> </ol>
	Roads/Stormwater	<ol style="list-style-type: none"> <li>1. Tar road – Driefontein to Spitspunt to Tshikanoshi.</li> <li>2. Tar road – Driefontein to Malebitsa to Nutfield.</li> <li>3. Tarring and grading of internal roads. Malebitsa and Driefontein</li> <li>4. Stormwater control required</li> <li>5. Humps in the internal roads</li> <li>6. Completion of Malebitsa internal roads</li> <li>7. Internal roads to clinic</li> <li>8. Stormwater control required in bridges at Malebitsa and Driefontein</li> <li>9. Grading of road from Driefontein to Mokhepsvlei</li> <li>10. Road signs in all tar roads across the ward.</li> <li>11. Speed humps in Driefontein tar road and Malebitsa internal road.</li> </ol>
	Electricity	<ol style="list-style-type: none"> <li>1. Appollo lights – Malebitsa 12, one at cemetery and Driefontein 7.</li> <li>2. Extension connections</li> </ol>
	LED	1. Require income generating projects

Ward	Priority	Community Needs
	Community Hall	1. Community hall Driefontein 2. Community Hall for Malebitsa require security guard and razor fencing
	Sanitation	1. Waste removal of septic tank at Community Hall. 2. 3000 VIP toilets required for the ward
	Education	1. Security at schools and Skills development at schools 2. Renovation of Mabule Primary School. 3. College of higher learning required between Driefontein and Dornlagte 4. Library required in Driefontein next to Community Hall
	Housing	1. Backlog 3 slabs Malebitsa. 2. Housing next 5 years – Malebitsa 400 and Driefontein 350
	Sports	1. Malebitsa stadium phase 3
	Cemeteries	1. Maintenance and Fencing of cemeteries that are new.
	Communications	1. Vodacom tower is there, it needs to be finished, connected.
	Health	1. Completion of the Clinic and Security is required – Malebitsa. 2. 24 hour service and increase of staff 3. Mini clinic required at Malebitsa.
	Social Welfare	1. Shelters for pensioners – Driefontein 2. SASSA must have outreach programmes.
	Transport	1. Taxi Rank to be constructed
Ward 2	Water	1.6 Jo-jo tanks required for draught relief at Rathoke and Uitvlugt 2. Uitvlugt and Rathoke– electrification and instalation of pumps at the Makalakang borehole and new stands extensions. 3. Uitvlugt – 3 boreholes need restoration and reticulation 4. Water tankers to fill the requested jojo tanks and community’s water containers in all villages across the ward.
	Social Welfare	1. Home based care (CHW) – offices, training and funds required for both villages. 2. Library and youth organization need offices 3. Rathoke – upgrading of Tribal Offices needed 4. Itsoseng environmental cleaning at Uitvlugt for recycling require office and funds. 5. Dropping Centre need funds
	Roads/stormwater	1. Access roads to be maintained and regavelled consistently in all villages. 2. Internal roads to be paved 3. Incomplete tar road at Rathoke need to be completed 4. Regular regravelling of all roads 5. Road from Zamenkomst to Rathoke need to be completed 6. Tar road required at Uitvlugt- street to Ephraim Mogale Primary School and the street to the Tribal Office 7. Uitvlugt – 2 access roads need pavement 8. Internal tar road in Rathoke is damaged and needs to be mainted as a matter of urgency
	Health	1. Clinic needed at Uitvlugt and the Clinic at Rathoke to have staff and work 24 hours. 2. Provide refuse bins in all clinics across the ward.
	Electricity	1. 16 Apollo lights required at Uitvlugt and Rathoke 2. 200 connections for both villages for next 5 years. 3. Upgrading of 400 old electric boxes at Uitvlugt and Rathoke. 4. Vendor for cards required 5. Extensions at Rathoke need post connections. 6. Free basic electricity to be considered for both villages.
	Housing	1. 50 units required for Uitvlugt and Rathoke 2. Housing required for next 5 years is Uitvlugt (1000) and Rathoke
	Cemeteries	1. Cemeteries require upgrading and concrete palliside fencing

Ward	Priority	Community Needs
	Sports and recreation	<ol style="list-style-type: none"> <li>1. Indoor Sports/Recreation Centre required.</li> <li>2. All existing sports fields to be maintained.</li> </ol>
	Education	<ol style="list-style-type: none"> <li>1. Good buildings for preschool education required at Uitvlugt.</li> <li>2. Makalakanye Primary School requires an upgrade of all school blocks and an admin block.</li> <li>3. Rekhoditshe shortage of classrooms and upgrading of one block</li> <li>4. Primary school at Rathoke new stands is required</li> <li>5. Ramagohu Primary School requires an admin block.</li> <li>6. Mabake Secondary School requires an upgrade of the existing staff room.</li> </ol>
	Safety and Security	<ol style="list-style-type: none"> <li>1. Scholar patrol and speed humps &amp; signs on tar road at all villages.(Rathoke phase one as priority)</li> </ol>
	Post Offices and communication	<ol style="list-style-type: none"> <li>1. Uitvlugt – increase post boxes</li> <li>2. Vodacom tower at Rathoke</li> <li>3. Furniture required at both Tribal Offices</li> </ol>
	LED	<ol style="list-style-type: none"> <li>1. Makeepsvlei greenery project need building, water and equipment</li> <li>2. Agricultural fields need to be restored.</li> <li>3. Youth to participate in the municipal economic sector through cooperatives and SMME support.</li> <li>4. Assist Agricultural Cooperatives with necessary resource</li> <li>5. Provide grazing camps for livestock</li> </ol>
	Solid Waste	<ol style="list-style-type: none"> <li>1. Refuse containers required for both villages</li> </ol>
	Sanitation	<ol style="list-style-type: none"> <li>1. Uitvlugt extension require 798 VIP toilets(778 provided) – require 350</li> <li>2. 500 VIP toilets need to be drained or replaced.</li> <li>3. Maintain and replace all damaged VIP toilets throughout the ward.</li> </ol>
	Community centers	<ol style="list-style-type: none"> <li>1. Community library required at Uitvlugt</li> <li>2. Youth Centre</li> </ol>
	Land ownership and management	<ol style="list-style-type: none"> <li>1. Land required for extension of villages</li> </ol>
Ward 3.	Water	<ol style="list-style-type: none"> <li>1. 15 Jo-jo tanks require water supply.</li> <li>2. Reticulation Spitspunt extension. 4. Drinking water at Klopper, Spitspunt and Keerom not consistent.</li> <li>3. Revitalizing of boreholes</li> <li>4. Steel tank at Keerom and Klopper to be connected.</li> <li>5. Maintenance of valves within the ward</li> </ol> <p>Water reticulation extensions</p>
	Roads and stormwater	<ol style="list-style-type: none"> <li>1. D2922 Tar road required from Tshikanoshi to Uitvlugt. This is urgently required.</li> <li>2. Access roads to be maintained</li> <li>3. D2919 Tar road – Tshikanoshi, Spitspunt to Driefontein.</li> <li>4. Speed humps on tar road at Keerom</li> <li>5. Road grading in all villages</li> <li>6. Keerom tar road requires maintenance.</li> <li>7. Keerom tar road - marking and signs</li> <li>8. Tar road required to Moshate Spitspunt, Mmakola and Maloka.</li> <li>9. Internal road at Spitspunt requires a designated bus lane.</li> <li>10. Internal road required from Morakeng to Maleka</li> </ol>
	Education	<ol style="list-style-type: none"> <li>1. Good buildings for preschool education required at Keerom</li> <li>2. Admin blocks required at Metsanangwana Primary School.</li> <li>3. Scholar patrol needed at Metsanangwan Primary School.</li> <li>4. Building of an ECD infrastructure</li> <li>5. Bursaries and Learnerships be made available to well deserving students in the ward.</li> <li>6. An additional primary school required in the ward.</li> </ol>
	Sanitation	<ol style="list-style-type: none"> <li>1. VIP required Klopper, Spitspunt and Keerom (300)</li> </ol>

Ward	Priority	Community Needs
	Social services	<ol style="list-style-type: none"> <li>1.Home based care – offices, training and funds required at Mmakola Sebopa</li> <li>2. Relotegile drop in centre requires funding</li> <li>3.SASSA facilities at Mmakola Sebopa</li> <li>4.Child Care Centre at Spitspunt</li> <li>5. Keerom pay point requires upgrading, renovations and fencing</li> <li>6. Itireleng Bahudi old age home requires funding and infrastructure</li> </ol>
	Health	<ol style="list-style-type: none"> <li>1. Moutse west health centre at Keerom require staff</li> <li>2. Upgrading and renovation of Moutse west health centre at Keerom.</li> <li>3. 24 Hours service at all clinics across the ward.</li> <li>4. Accessible health care service and patient transport required across the ward.</li> <li>5. Hospital required at Moutse West</li> </ol>
	Electricity	<ol style="list-style-type: none"> <li>1. Apollo lights required at Spitspunt (4), Kloppor (6) and Keerom (5).</li> <li>2.100 connections for each villages for next 5 years.</li> <li>3.Electrification of new Community hall at Klopper, Refilwe High School and Ntshiba High School</li> <li>4. Electricity at Mmakola Sebopa community hall requires to be boosted</li> </ol>
	LED and job creation	<ol style="list-style-type: none"> <li>1. Kopanang hydroponic farming at Keerom require water and borehole.</li> <li>2. Tshitele Todi beekeeping at Keerom require office, water, electricity and finance.</li> <li>3. Cleaning of dams at Keerom and Spitspunt.</li> <li>4. Metsana Ngwana Development Forum proclaimed development need assessment or planning.</li> <li>5. Marumo fase livestock project Klopper.</li> <li>6.Youth programmes for job creation</li> <li>7.Grazing land required for livestock</li> </ol>
	Sports and Recreation	<ol style="list-style-type: none"> <li>1. Multipurpose Centre/Recreation Centre within the ward</li> <li>2.Mini stadium at Klopper and Spitspunt</li> <li>3. Community library required at Spitspunt.</li> <li>4. WiFi and Internet access be made available at strategic points across the wards.</li> <li>5. Municipality is required to coordinate youth development programmes</li> </ol>
	Traffic Safety	<ol style="list-style-type: none"> <li>1. Scholar patrol and speed humps &amp; signs on tar road at Keerom</li> </ol>
	Post and telecommunication	<ol style="list-style-type: none"> <li>1. Keerom and Spitspunt require post boxes.</li> <li>3. Network tower required at Keerom and Klopper.</li> </ol>
	Land ownership and land use management	<ol style="list-style-type: none"> <li>1. More land required for extension of villages</li> </ol>
	Housing	<ol style="list-style-type: none"> <li>1. Housing required for next 5 years is 200 per village (Keerom, Klopper and Spitspunt).</li> <li>2. Incomplete slabs left from the 2003 project at Spitspunt (5).</li> </ol>
	Safety and security	<ol style="list-style-type: none"> <li>1.Circuit office or police station</li> <li>2. Security guards needed at primary/secondary schools, clinics, pay points and community halls</li> <li>3. Implementation of CPF and CSF programs.</li> </ol>
	Community hall	<ol style="list-style-type: none"> <li>1. Keerom requires Community hall.</li> <li>2. Spitspunt requires Community hall</li> <li>3. New community halls required Spitspunt and Keerom.</li> <li>4. Klopper Community Hall needs furnishing.</li> </ol>
	Cemetery	<ol style="list-style-type: none"> <li>1. Additional toilets required at Spitspunt Cemetery</li> <li>2. Development of Spitspunt Cemetery</li> </ol>
	Waste Management	<ol style="list-style-type: none"> <li>3 Bulk Refuse container required (Keerom, Klopper and Spitspunt)</li> </ol>
	Thusong	Departments must make visits to the Thusong centre, at least once a month.
	Transport	Bus stop shelters along Keerom/Klopper and Spitspunt main roads
Ward 4	Water	<ol style="list-style-type: none"> <li>1. Bulk water required from Loskop dam and reservoir to be built in the ward.</li> <li>2. Maintenance team required to clean all valves.</li> </ol>



Ward	Priority	Community Needs
		<ul style="list-style-type: none"> <li>3. Water board required to maintain bulk pipes.</li> <li>4. House connections required at Matlerekeng and Rathoke and extension for new stands.</li> <li>5. Electricity required for six boreholes – check with GSDM who can supply generators.</li> <li>6. Pre-paid required for each borehole</li> <li>7. Two additional boreholes required</li> </ul>
	Roads/stormwater	<ul style="list-style-type: none"> <li>1. Phase 2 &amp; 3 – Tar road from Matlerekeng to Rathoke.</li> <li>2. Stormwater control system required at Matlerekeng and Rathoke.</li> <li>3. Expanded public work program required for tarring road passing Moremoso-road to new stand.</li> <li>4. Inner road required to be tarred to RDP to Ramokgeletsane.</li> <li>5. Main bus route to be tarred in both villages.</li> <li>6. Main road at RDP to be paved – woman project)</li> <li>7. Tar road at Rathoke main road towards railway line.</li> <li>8. Phase 3 for Tar road toward More-o-Moso primary school via ZCC church to main road</li> <li>9. Traffic signs required – priority be made in all schools for safety purposes.</li> </ul>
	Safety & Security	<ul style="list-style-type: none"> <li>1. Require fully fledged police station that operate 24 hours.</li> <li>2. Satellite traffic/court required at Matlerekeng</li> <li>3. Traffic signs required at schools for pedestrian crossing and speed humps and scholar patrols(traffic dept.be requested to assist )</li> </ul>
	Health	<ul style="list-style-type: none"> <li>1. Clinic at Rathoke require staff for 24 hour service plus toilets.</li> <li>2. 24 hour clinic/hospice required for Matlerekeng – Uncedo woman development group to be checked</li> <li>3. Hospice facilities required and funds be allocated by the district .4.Funds required for HIV/AIDS program</li> <li>5. Office required for Home Based Care</li> <li>6. Build a fully fledged public hospital to cater for Moutse West</li> <li>7. Standby ambulances in both villages</li> </ul>
	Education	<ul style="list-style-type: none"> <li>1. New Primary school required at Rathoke new stands.</li> <li>2. Fully fledged admin blocks required at all schools.</li> <li>3. Rathoke and Matlerekeng crèche need buildings.</li> <li>4. Matlerekeng P/S require roofing</li> <li>5. Mabake school require electric pump for borehole</li> <li>8. Raphogile H/S require renovations, Library and laboratory flushing toilet with borehole</li> </ul>
	Sports and recreation	<ul style="list-style-type: none"> <li>1. Indoor sports Centre required at Rathoke</li> <li>2. Sport facility required at MPCC at Matlerekeng</li> <li>3. Sporting codes and grounds required for people with disability</li> </ul>
	Housing	<ul style="list-style-type: none"> <li>1. Housing required for next 5 years: Rathoke(1000) and Matlerekeng(800)</li> <li>2. 401 RDP houses still outstanding</li> </ul>
	LED and job creation	<ul style="list-style-type: none"> <li>1. Shopping mall required at Matlerekeng</li> <li>2. Satellite bank required at Matlerekeng</li> <li>3. Irrigation system required for agriculture projects.</li> <li>4. Proper structure required for dipping of animals</li> <li>5. Rebone bakery, Tsosanang poultry, Somang Ka Matla poultry&amp; Abbatoir and Khentsane dairy need assistance/toilet. Ward committee identify interest groups to take forward.</li> <li>6. Moutse west co-op need 24hr operation and new pump for petrol, diesel and paraffin. Extend to cater for all farmers for tractors etc.(approach IDT/DBSA/SEDA) request LIBSA to assist with business plan</li> </ul>
	Electricity	<ul style="list-style-type: none"> <li>1. Matlerekeng require 10 high mast lights.</li> <li>2. Rathoke require 20 high mast lights.</li> <li>3. Connections next 5 years – Matlerekeng 250 &amp; Rathoke 300</li> </ul>

Ward	Priority	Community Needs
	Land ownership and land use management	1. Land required for grazing and dams (cattle/goats). 2. Tribal office required at Matlerekeng and Rathoke 3. Provide a fully fledged home affairs facility
	Sanitation	1800 VIP toilets required for the ward
	Cemeteries	1. Fencing, toilets, water, cleaning & groundsman Required for both villages
	Transport	New Taxi rank at Matlerekeng - Electricity to be pre-paid.
	Post Office and communication	1. Post Office required at Matlerekeng 2. Post Office at Rathoke need upgrading and renovation 3. Vodacom/MTN/CellC tower required at Rathoke
	Youth	Establishment of youth centre
Ward 5	Roads & stormwater	1. Access road to Matlala-Ramoshebo Tribal Offices required as matter of urgency. 2. Additional 06 Speed humps required as matter of urgency. 3. Access road to Matlala-Ramoshebo cemeteries 4. Access road to Mashung and Mahlakudishi 5. Stormwater control required next to tar road before bridge 6. Access roads to be upgraded with paving (EPWP) including to schools and graveyards. 7. Road from Matlala to Kgomotlou require bridge. 6. Bus stop shelters required
	Electricity	1. Require 10 more Apollo lights. (Mmotwaneng (2), D2 (2), Thabaneng (2), Romeng (2) & Moshate (2). 2. 150 connections required for ward 3. 1000 connections required for the next 5 years 4. New tribal office require electricity urgently. 5. Connections required at compounds on farms.
	Water	1. Pipeline extension at Thabaneng, Mmotwaneng, and D2 New Stands. 2. Motoneng section steep hill need valve after section and before to let water through. 3. 16 people next to clinic have no water 4. Reservoir required
	Education	1. Libraries required at all schools 2. Renovation of all schools 3. New primary school required at Ga-Matlala
	Social Welfare	1. Home based cares require offices urgently next to Mashung primary school 2. Creches need buildings, learning materialc
	Transportation	1. Bus stop shelters required next to tar road (Putco) 2. Taxi rank required at Elands Cash & Carry. 3. Need bus from Great North transport from Malebitsa to Marble Hall. 4. Require school busses for schools
	Housing	1. Housing required for next 5 years – Matlala (1000) and Toitskraal (20)
	LED	1. Farms need land for projects 2. Shopping complex required next to secondary school. 3. Mtlaparau need fencing, toilets, access road and high mast lights
	Cemeteries	Fencing- stop nonsense or palisade, toilets, water, grounds man, storeroom and one new cemetery required in the ward
	Sports & Recreation	1. Sports complex 2. Fencing of sports grounds 2. Park next to Elands river

Ward	Priority	Community Needs
	Safety & security	1.CPF to be launched 2. Security from SAPS or security institutions required to patrol area.
	Sanitation	1000 VIP toilets required for the ward in current year and 2500 for next 5 years
	Land ownership and land use management	Electricity and fencing required for new tribal hall
	Waste Management	Refuse containers requires
Ward 6	Water	1. Provision of draught relief water tankers across the ward as a matter of urgency. 2. Request completion of Moutse Bulk water System 3. Revitalization of boreholes at Tshikanoshi, Mokgwaneng, Mamaneng, Matatadibeng, Ditholong, Matlala Ramoshebo. 4. Allocation of Jojo Tanks equally across the ward. 5. Consistent provision of water, both in reticulation and jojo tankers. 6. Provide additional boreholes in all villages across 7. Provide water reservoirs - to be supplied by boreholes
	Roads and stormwater	1. D2919 – D2924 Road from Tshikanosi to Malebitsa to be tarred. 2. Internal roads to be graded in ward. 3. Tar road required from Mokgwaneng to Ramokgelesane. 4. Road from Tshikanosi to Keerom (D2919-D2922) to be tarred. 5. Road from Matlerekeng RDP to Mamaneng to be tarred. 6. Mokgwaneng internal street used by the local school bus through to Mamaneng requires tarring. 7. Tshikanoshi internal streets need regraveling and to be tarred. 8. Request a scheduled regraveling plan for internal streets. 9. Clear process identification of borrow pits during projects. 10. Mokgwaneng require debushing of trees. 11. D2900 Provincial request for speed humps and road signs to halt accidents. (Fom Mokgwaneng to Matlala Ramoshebo). 12. Maintain and regravell all internal gravel roads throughout the ward 13 Internal road from Matlerekeng to Ga Moganedi require a bridge. 14. Prioritize regraveling and providing bridges to all roads to schools and clinics. 15. Internal road to Matatadibeng, Kgomotlou to Ga Molokomme needs to be tarred 16 Tarred road required at road to Mamaneng Clinic + Mamaneng Primary school 17. Dikolobeng road to Mokgwaneng Primary (Ga Koka) needs to be tarred. 18. Bridges required at; -Mokgwaneng Ga Motsepe and Paneng -Ga Seimela & Ledwaba -Ga Mononyane & Clinic
	Safety and Security	1. Fully fledged Moutse West Police Station. 2. Revival of CPF and CSF Programmes across the ward. 3. Empower CPF's with necessary tools of trade 4. Consistent police visibility/patrol
	Sports and recreation	1. Sports ground outside Mokgwaneng community hall. 2. Sport facility (Stadium) required in Tshikanoshi to support the Diturupa and other cultural events. 3. Sports gorund required at Mamaneng. 4. Scheduled regraveling of community sports grounds across the ward.
	Cemetries	1. TLB – dig graves all villages. 2. High mast lights at cemeteries and fencing, paving in all cemeteries. 3. Cleaning and cutting of trees at Tshikanoshi, Mamaneng and Matatadibeng. 4. Signs along the road to direct road users of cemetery location.

Ward	Priority	Community Needs
		<ul style="list-style-type: none"> <li>5. Notice boards to highlight rules and regulations of cemeteries.</li> <li>6. VIP Toilets required in cemeteries across the wards.</li> <li>7. Mokgwaneng cemetery requires fence maintenance.</li> <li>8. Provide a borehole and reservoir at all cemeteries across the ward.</li> </ul>
	Health	<ul style="list-style-type: none"> <li>1. Clinic – Mokgwaneng required application be submitted and land to be identified</li> <li>2. Mobile Clinics required at Ditholong, Matatadibeng, Mokgwaneng and Tshikanoshi.</li> <li>3. Extension of Mamaneng clinic and access road.</li> <li>4. Need 24 hours clinic in all clinics across the ward</li> <li>5. Hospital required at Mamaneng Portion 217 and an access road</li> <li>6. More ambulances required at all clinics across the ward.</li> </ul>
	Electricity	<ul style="list-style-type: none"> <li>1. New connections required for the ward is 600.</li> <li>2. High mast lights required for, Tshikanosi (15), Ditholong (10), Mamaneng (20), Matatadibeng (15) and Mokgwaneng (20)</li> <li>3. Matlala-Ramoshebo Require 10 more high mast lights</li> </ul>
	Social services	<ul style="list-style-type: none"> <li>1. Home based carriers require offices at Vetfontein Clinnic</li> <li>2. Mokgwaneng chreche need building and other facilities.</li> <li>3. Tshikanoshi crèche next to Matlala primary school need building and fencing and other facilities.</li> <li>4. Allocation of social workers at Mokgwaneng, Ditholong, Mamaneng and Matatadibeng.</li> <li>5. Require an Integrated Community Registration Outreach Programme across the ward.</li> <li>6. Mobile SASSA paypoints required to visit all villages monthly and provide permanent paypoint facilities in the long run.</li> </ul>
	Post Office and Telecommunication	<ul style="list-style-type: none"> <li>1. Post boxes required at all villages except Tshikanosi</li> <li>2. Tshikanosi Post Boxes require revamp and activation.</li> <li>3. Fully operational Post Office at Tshikanoshi and mini offices.</li> <li>4. Network towers across the ward</li> </ul>
	Housing	Housing required for the next 5 years: Tshikanoshi – 550, Mokgwaneng – 200, Mamaneng – 190, Matadibeng – 60, Matlala (100) , Ditholong (20)
	Sanitation	1000 VIP toilets required for the ward in current year and 3500 for next 5 years.
	Halls	<ul style="list-style-type: none"> <li>1. Tshikanoshi, Mokgwaneng and Mamaneng community hall needs renovation and extension as well as toilets.</li> <li>2. Ditholong, Matatadibeng need community halls.</li> <li>3. Renovation of Bareki Office</li> </ul>
	Education	<ul style="list-style-type: none"> <li>1. Libraries required at all schools.</li> <li>2. Renovation of Matlala Primary School.</li> <li>3. New primary school required at Ga-Matlala</li> <li>4. TVET College required for ward.</li> <li>5. Renovation 5. Matlala Primary School, Mamaneng Primary School, Matatadibeng Primary School and Tlhakanang need maintenance and renovations.</li> <li>6. Scholar transport required for all schools in the ward</li> <li>7. Consistent security at all schools to avoid vandalism.</li> </ul>
	Solid Waste	Refuse containers requires
	LED	Jobs and training required. Support and empower youth agricultural cooperatives.
	Land use	Title deeds required for land.
Ward 7	Roads and stormwater	<ul style="list-style-type: none"> <li>1. Stormwater required at Extension 6 and Ficus street</li> <li>2. N11 through town to be widened to four lane highway</li> </ul>
	Moratorium on the sale of land	Moratorium on the sale of land to be urgently lifted to allow investors to develop in Marble Hall town
	Sanitation	1. M/Hall wastewater plant to be upgraded to allow for additional capacity as the town grows

Ward	Priority	Community Needs
	<b>(Sekhukhune District Municipality function)</b>	2. Upgrade sanitation at extension 6. 3. District health bylaws to be enforced by health officers to inspect factories
	Secure land for residential purpose	1. 500 RDP housing urgently required
	Transportation	1. Truck stop opposite Obaro be established 2. Entrance to town be upgraded
	Health	1. Marble Hall clinic to be changed to 24 hour health centre. 2. District municipality to establish Emergency medical services as well as ambulance services at the clinic 3. ARV medical supplies required 4. Eye clinic required at Clinic
	Sports and recreation	1. Recreational centre required in Marble Hall Town and toilets at exiting parks. 2. Tennis court need upgrading
	Water <b>(Sekhukhune District Municipality function)</b>	1. Water treatment works needs upgrade to be completed to Blue drop standard. 2. Industrial area requires extra pressure and Ext 6 3. replace, repair and installation of water valves - problems being encountered by the municipality when trying to effect repairs to ageing water lines in town and industrial area are in need of urgent attention and GPS location. 4. Houses without water meters in ext 6 and in town need to be installed.(priority )
	Education	1. Additional classrooms required at Moosrivier School mobile classrooms. 2. Pre-schools and crèches required
	Logistic Hub and Rail line	1. Logistic hub to be established if still being viable, consideration would have to be given to re-establishing a rail line into Marble Hall. 2. Establishment of fresh produce market
	Social Development	1. Facilities for early children development. 2. Pension pay points required for Marble Hall town. 3. Multi-purpose centre(Tusang centre) required for SASSA, ABET and Home affairs
	Fire services	1. District municipality to establish fire brigade with fire tendering Marble Hall for quick response to calls in the municipality 2. Fire hydrants in Marble Hall town to be serviced/repared where they have been knocked over, painted and recorded by GPS reading of their location
Ward 8	Roads and stormwater	1. Include all internal streets on the design for phase 3. 2. Speed humps required on main road
	Electricity	1. 7 high mast lights required 3 at Leeuwfontein extension and zone D extension
	Sanitation	1. Toilets for internal houses RDP project required as well as Leeuwfontein extension 2. New Toilets at Leeuwfontein due to damaged old toilets
	Sports and recreation	Multi-purpose recreational facility required –MIG must be spent on sports field upgrading
	Cemetery	1. Ablution block, storm water, grave digging, gates and paving on the cemetery driveway required at graveyard 2. Toilets need water supply. 3. Security guard at cemetery required
	Water	1. Water debt to be cancelled 2. Construction of Bulk line from Marble Hall to Leeufontain
	Waste management and refuse removal	New refuse removal bins at Leeuwfontein(Old Township) and 100 at zone D(RDP)
	Safety & Security	Change police jurisdiction area from Motetema to Marble Hall.

Ward	Priority	Community Needs
	Land use management	Sites for town planning
	Education	Primary, secondary and ECD at zone D(RDP)
	Community Hall	Caretaker required
Ward 9	Roads and stormwater	<ol style="list-style-type: none"> <li>1. Speed humps required on main road opposite church Moganyaka south and traffic officers required to do speed checks.</li> <li>2. Pedestrian bridge crossing required at Moganyaka North and South</li> <li>3. Bridge required between Moganyaka south and north and Manapyane and Manapyane ext.</li> <li>4. Street by street to be graded and regravelled</li> <li>5. Land care - Soil erosion at Moganyaka South and North-reconstruction material required to fill erosion.</li> <li>6. Pedestrian bridge between Moganyanka North and South – priority no 1</li> <li>7. Tar road needed from crèche to Moganyaka and from 60 to Pavement.</li> <li>8. Completion of Moganyaka Internal road as per its initial design</li> <li>9. Extend the existing internal road at Newstan</li> <li>10. Road from Moshate to Creche requires attention and stormwater drainage.</li> <li>11. Moganyaka Internal Road requires maintenance, storm water control, road signs, repaint speed humps and road markings for visibility.</li> <li>12. Open the existing gravel road from Ditshweneng to Rest in Peace</li> <li>13. Manapyane pavement requires maintenance</li> </ol>
	Waste Management and refuse removal	<ol style="list-style-type: none"> <li>1. Require refuse containers at Tribal authority office in Moganyaka North/South and at the community hall at Manapyane.</li> <li>2. Require dust bins at Goshetseng Primary School</li> <li>3. Require dumping site</li> <li>4. Waste bins required at Ditshweneng, Matshelapata and Mshongo</li> <li>5. Sewage system required.</li> </ol>
	Cemeteries	<ol style="list-style-type: none"> <li>1. Proper fencing, water and toilets required for all cemeteries</li> <li>2. Grader/ TLB at grave yard</li> <li>3. Manapyane new graveyard requires debushing/ field clearance.</li> <li>4. Replace iron fence with concrete palliside fence</li> <li>5. Engage with communities to assist with building toilets at all graveyards</li> </ol>
	Water	<ol style="list-style-type: none"> <li>1. Reservoir required for Moganyaka - Matshelapata extension</li> <li>2. Yard connections required in all 3 villages.</li> <li>3. District to enforce bylaws i.r.o. illegal connections.</li> <li>4. Reservoir reticulation required at Mshongoville extension.</li> <li>5. Revitalize and clean existing concrete reservoir dams (Next to Ngwanakwena and Moganyaka Creche</li> <li>6. Provide Jojo tanks across the ward</li> <li>7. New extensions require reticulation and reservoirs.</li> <li>8. Consistent water tankers provision.</li> <li>9. Cattle dip requires water – water for livestock and agricultural purposes</li> <li>10. Provide organized reticulation, metering and revenue collection from water provision.</li> <li>11. District Municipality to liase with communities and form committees to address water related issues.</li> <li>12. Moganyaka Plant to be extended to provide Moganyaka, Manapyane and Mshongo.</li> </ol>
	Education	<ol style="list-style-type: none"> <li>1. 3 blocks c/rooms and renovation required at Ngwanakwena</li> <li>2. Admin Block and 2 classroom blocks required at Goshetseng Primary School</li> <li>3. New primary school required at Manapyane ext. and Moganyaka north.</li> <li>4. Moganyaka north preschool require 2 blocks for classrooms and water.</li> </ol>

Ward	Priority	Community Needs
		<ul style="list-style-type: none"> <li>5. Library, laboratory, paving, lawns, caretaker, cleaning, gardens, security renovating and proper toilets required at all schools</li> <li>5. Fully fledged Technikon for multi skills training required for the ward</li> <li>6. Bursaries required for school leavers</li> <li>7. ELC required at Manpyane – crèches</li> <li>8. Toilets required at all schools except Ngwanakwena and Montsosa bosego</li> </ul>
	LED and job creation	<ul style="list-style-type: none"> <li>1. Tsa Bo Rakgolo medicine plants project require assistance</li> <li>2. Home based care project require assistance</li> <li>3. Tswelopele Bakery and Catering Primary Co-Operative requires assistance and funding</li> </ul>
	Housing	<ul style="list-style-type: none"> <li>1. Housing required for next 5 years: Moganyaka north (150), Moganyaka south (180), Manapyane (200) and 530 units for the ward.</li> <li>2. 50 units at Manapyane to be completed</li> </ul>
	Sports and recreation	<ul style="list-style-type: none"> <li>1. Manapyane Hall(priority)need furniture urgently,change room,kitchen facilities,fix fence,,toilet upgrade,security,recreation facilities, and cleaning of hall.</li> <li>2. Mini staduim required for the ward.</li> <li>3. Need upgrade of all sports fields,fencing,facilities for indigenous games and base ball</li> <li>4. Establishment of museum to be considered(Look at possibility to establish at local tourism</li> <li>5. Community hall required at Moganyaka North</li> <li>6. Mandela Park sports ground needs to be renovated and graded.</li> <li>7. Space required for Mshongoville Sports Grounds.</li> </ul>
	Sanitation	<ul style="list-style-type: none"> <li>1. Ceptic tank at Manapyane hall require to be drained</li> <li>2. VIP toilets required for the ward.Pit holes need to be drained.</li> <li>3. Move sewerage ponds at Leeuwfontein over road as sewerage are seeping into houses.</li> </ul>
	Communication	<ul style="list-style-type: none"> <li>1. MTN/Cel C reception upgrade required for ward.</li> <li>2. Etv and SABC reception upgrade required at Moganyaka south and north.</li> <li>3. Telekom landline connections required for schools</li> <li>4. LTE network reception required for the whole ward</li> <li>5. Post boxes required at Moganyaka North/South</li> <li>6. Fully fledged post office</li> </ul>
	Electricity	<ul style="list-style-type: none"> <li>1. Moganyaka north/south require vending machine</li> <li>2. Cables on poles are low i.r.o house built at Manapyane ext. next to sewerage works and built over water pipe</li> <li>3. Apollo lights required for all villages.</li> <li>4. Generators required when lights are out.</li> <li>5. Eskom prepaid to be changed to slip box</li> <li>6. FBE required for indigents</li> <li>7. New extensions require connections</li> </ul>
	Health	<ul style="list-style-type: none"> <li>1. Mobile clinics required at Manapyane and ,Moganyaka south</li> <li>2. Home based care require structure</li> <li>3. Drop in centre require structure</li> </ul>
	Social welfare	<ul style="list-style-type: none"> <li>1. Home base care require assistance</li> <li>2. Drop in centre need assistance</li> </ul>
	Safety and security	<ul style="list-style-type: none"> <li>Satelite police station required in the ward to fall under Marble Hall jurisdiction</li> <li>Need for establishment of CPFs</li> </ul>
	Land ownership	<ul style="list-style-type: none"> <li>1. Site required for residential purposes.</li> <li>2. Site required for resort and agriculture</li> <li>3. Require map of land next to river(belong to Kgoshi)</li> <li>4. Land tenure required – Implement LUMS</li> </ul>
	Transportation	<ul style="list-style-type: none"> <li>1. Shelters required at new taxi rank at Leeuwfontein and extension of office</li> <li>Shelters required at all bus stops.</li> </ul>

Ward	Priority	Community Needs
Ward 10	Water	<ol style="list-style-type: none"> <li>1. Yard connections for Mamphogo &amp; Makgatle required 70% of homesteads on hill might need reservoir and pump</li> <li>2. Fencing of water containers by LPW</li> <li>3. Sustainable bulk water supply in the ward</li> <li>4. rehabilitation of Mamphogo borehole and drilling of 4 new boreholes</li> <li>5. Extension of pipeline to new stands.</li> <li>6. Build reservoirs for both villages</li> <li>7. Diesel pump for Boshhoek borehole</li> </ol>
	Desilting of dams	Desilting of the dam at Mamphokgo
	Social welfare	<ol style="list-style-type: none"> <li>1. Shelters and toilets required for pension pay points in all villages</li> <li>2. Proper structure required for disability centre at Mamphokgo – Ramedika</li> <li>3. Drop in Centre at Mamphogo</li> <li>4. ECD Centre Boahlakgomo, Maseke crèche and Puleng-Belallakgomo crèche</li> <li>5. SASSA paypoints required in both villages.</li> </ol>
	Roads and stormwater	<ol style="list-style-type: none"> <li>1. Low-level bridge and Speed humps required on main tar road at Mamphogo at primary school and new road to Mushroomula park</li> <li>2. Regravelling and grading of Boshhoek access road</li> <li>3. Level Bridge crossing in Boshhoek.</li> <li>4. Speed humps required in Mmakgatle, Bolahlakgomo and Mamphogo paving</li> </ol>
	Sports and recreation	<ol style="list-style-type: none"> <li>1. Community hall/recreation centres required in all villages</li> <li>2. All sports fields to be upgraded and maintained</li> </ol>
	LED and job creation	<ol style="list-style-type: none"> <li>1. Ikageng Mamphokgo need funding</li> <li>2. Mmakgatle Diphiri land care project – Water for animals and office required.</li> <li>3. Mantsosa bosego brick project – Water and office required</li> <li>4. Mamokwale home base care – Office required</li> <li>5. Mamphokgo – land for grazing required.</li> <li>6. All villages require drinking water for cattle</li> <li>7. Fetsha-Tlala project in the ward</li> </ol>
	Sanitation	VIP toilets required for all villages
	Safety & Security	<ol style="list-style-type: none"> <li>1. Victim empowerment centre need proper structure</li> <li>2. Mobile police station Mamphokgo &amp; Magatle</li> </ol>
	Education	<ol style="list-style-type: none"> <li>1. Creches required in all villages</li> <li>2. Upgrading of school sports field</li> <li>3. Mmaswi a Nape school need grass to be cut - tractors</li> <li>4. Hututu require 6 new blocks</li> <li>5. Small children need scholar transport as they walk 3km to school between Makgatle A/B</li> <li>6. New primary required at Rest in Peace</li> <li>7. Require additional primary school at Makgatle extension</li> </ol>
	Housing	<ol style="list-style-type: none"> <li>1. 100 units required for the ward for the next 5 years.</li> <li>2. Housing required – Makgatle(100), Boshhoek (01) &amp; Mamphokgo(400)</li> </ol>
	Post and communications	<ol style="list-style-type: none"> <li>1. Mamphokgo and Mmakgatle-post boxes required</li> <li>2. Telkom connections required for schools and clinic-there is a main line leading to the hospital.</li> <li>3. Reception towers – Vodacom/MTN/Cell C</li> </ol>
	Cemeteries	<ol style="list-style-type: none"> <li>1. Fencing and toilets for all cemeteries (Mmakgatle)</li> <li>2. New Cemeteries at Bolahlakgomo needed urgently</li> <li>3. Maintenance of graveside areas</li> </ol>
	Health	Fully fledged Clinic required in the ward
Electricity	<ol style="list-style-type: none"> <li>1. High mast lights required – Mmakgatle (8) &amp; Mamphogo (6)</li> <li>2. Electrification of Boshhoek and solar panels in the meantime</li> </ol>	



Ward	Priority	Community Needs
		3. House connection needed in Mmakgatle (9), Bolahlakgomo (44), Thuputleng (7) Ditakaneng (2)
	Transportation	Mamphokgo-upgrade taxi rank and Makgatle shelters for taxi and busses
	Library	Library required in ward (Mamphogo and Mmakgatle)
	Waste and Refuse Removal	Bulk waste bin required – Mmakgatle (3) & Mamphogo (4)
Ward 11	Roads and stormwater	<ol style="list-style-type: none"> <li>1. Bridge needed between Goru village and Mohlalaotwane</li> <li>2. Mohlalaotwane to Ramogwerane access road requires tarring.</li> <li>3. Mohlalaotwane internal road Jamaica via primary schools via police station to Majakaneng</li> <li>4. Mohlalaotwane to Goru and Makhutso A&amp;B and Mmotwaneng requires tarring.</li> <li>5. Paving/tarring of the road from Moeding to Mamphokgo road</li> <li>6. Upgrading of road from Matilu to Puleng A &amp; B</li> <li>7. Moeding access road tar/paved</li> <li>8. Mmatilu to Ramogwerane access road requires tarring.</li> <li>9. Mohlalaotwane newsstands main street to thabantsho requires paving</li> <li>10. All main streets in all villages be graded and regavelled</li> </ol>
	Cemeteries	<ol style="list-style-type: none"> <li>1. Water connections, Jojo Tanks and shelters needed at all cemeteries across the ward.</li> <li>2. Toilets needed in all cemeteries except Mohlalaotwane</li> <li>3. Fencing required in all villages except Moeding, Puleng A, Mmatilo, Mohlalaotwane and Selebaneng</li> <li>4. Require TLB to dig holes and cover up again in all villages</li> <li>5. Parking space required at all cemeteries</li> </ol>
	Water	<ol style="list-style-type: none"> <li>1. All schools need water connections – water tanker required to fill the jo-jo tanks at schools except Ngwanamashile and Mamasegare</li> <li>2. All villages are RDP standard require pipes and a standpipe in each street except Moeding, Puleng A and B and Mmatilu.</li> </ol> <p><b>Boreholes</b>  One borehole each required for the following villages: Gammela, Makhutso, Selebaneng, Rakgwadi new stand, &amp; Thabantsho and two for Moshate o Motala Mohlalaotwane. Mohlalaotwane new stand – 5 situated beyond Mr Kgopu Tso(no equipment) next to Mr Seje house(equipped but not functioning)next to Makdi Matlala(no equipment)next to Matjedi school(no equipment)next to Mr Matogkoma(no equipment)</p> <ol style="list-style-type: none"> <li>3. Low capacity of water in all villages</li> <li>4. Extension at Moeding needs water and Rakgwadi</li> <li>5. Water connection needed for all churches</li> <li>6. Reservoir needed for a new extension next to Moshate in Mohlalaotwane</li> <li>7. Bermuda pipes be extended in all affected sections</li> <li>8.2 Jojo tanks for Puleng village and 2 Jojo tanks for Moeding newsstands</li> </ol>
	Sanitation	VIP toilets required in all villages except Moeding, Puleng A and B, Goru and GaMmela.
	Housing	300 RDP houses required in the ward
	Electricity	<ol style="list-style-type: none"> <li>1. Mohlalaotwane require extra 10 high mast lights</li> <li>2. Extension at Makhutso requires connections</li> <li>3. Maintenance of Apollo lights and high mast lights for all villages</li> <li>4. New extension at Mmatilu and Makhutso, Mohlalaotwane needs connection</li> <li>5. High mast lights required at Makhutso, Goru, Selebaneng, Puleng A and B and Mmatilu</li> </ol>
	Sports and recreation	<p>Sports complex needed in Mohlalaotwane</p> <p>Grading of sports fields required in all villages</p>

Ward	Priority	Community Needs
	Youth	Park with wi fi needed in all villages Young entrepreneurs be assisted Skills development programmes for young people needed Bursaries/Learnership/Internship available in all departments
	Community Hall	Matlala Tribal Hall and Office needs a new building Community hall required in all villages except Goru and Gammela
	LED	1.Cleaning of dams required in all villages 2.Irrigation systems required for crops 3.Revitalization of Goru Irrigation Scheme 4. Emerging farmers and emerging contractors need assistance. 5.Camps for grazing management
	Education	1.Mokone a Mabula High School needs new buildings 2.Dimo Secondary School needs special attention 3.Rakgwadi – Ngwanamashile sec require one block and admin block 4.Rakgwadi – Rakgoadi pr. require crèche 5. Proper structure for ECD at all villages 6.Rakgwadi primary needs admin block 7.There is a need for mini libraries in all high schools
	Social Welfare	1.Shelters required for paypoints in all villages excluding Moeding 2.Proper structures for Drop in centers in all villages
	Health	1.Mobile clinics required in all villages 2.Hospes needed in Ward 11
	Telecommunication s/post office	1. Vodacom/MTN towers required in ward. 2.TV antenna required in the ward 3. Fully fledged Post Office at Rakgwadi 4. Post Boxes at all villages needed
	Safety and security	1.Form CPF for crime prevention at all villages 2.Rakgwadi Police Station to be fully-fledged and requires building, personnel and vehicles
	Land care and ownership	1.Field burning, nature conservation and prevention of fires 2.Law enforcement by the green mambas
Ward 12	Water	1. Hlopha - reservoir and extension of pipeline to Hlopha New Stand and control system from Ngwalemong Reservoir to supply Hlopha. 2. Ngwalemong A new stands requires pipeline extension and 5 jojo tankers. 3. Ngwalemong B require new stands requires pipeline extension. 4. Makgatle require bulk supply and Reservoir 5. Mabitsi B require huge reservoir, extension of pipeline and supply of water. 6. Vaalbank require extension of bulk supply. Newstands require water reticulation. 7. Mmotwaneng requires extension of pipe lines and 2 jojo tankers. 8. Serithing requires connection from old tanker and extension of pipeline in new stand. 9. Yard connections required for the ward – except Serithing. 10.Boreholes to be revitalized – Mabitsi A (2), Mabitsi B (1) Vaalbank(2),Motwaneng(4),Ngwalemong A & B(4), Hlopha(2),Serithing(2). Purification is required. 11. Maintenance of infrastructure as there is inconsistent supply of water to the whole ward. 12. Mabitsi B requires 5 jojo tanks and revitalization of dams. 13. Boreholes required at Ga Hlopha and Serithing
	Roads and stormwater	1. Road from Mohlalaotwane to Serithing and Mabitsi B require tarring and bridge required (low level) and Matilu to Ramogwerane 2. Access roads Tshilwaneg/Luckau, Makgatle 3. Vaa0lbank, Mmotwaneng and Mabitsi to be upgraded/graded.

Ward	Priority	Community Needs
		4. Maintenance and grading of internal roads required and paving main roads. 5 Access road from Ngwalemong B to Makgatle to be upgraded and tarred 6. Mabitsi A internal require Low level bridges between Vaalbank and Mabitsi A. 7. Access road from Hlopha to Mmakgatle require tarring 8. Access road from Hlopha to Luckau require tarring 9. Access road from Mabitsi “B” to Matilu require bridge. 10. Road between Legolaneng and Vaalbank need upgrading. 11. Access road between Vaalbank and Mmotwaneng require 4 low level bridges 12. Mmakgatle require low level bridge as a matter of urgency. 13. Reinforcement of Mmakgatle low level bridge 14. Ngwalemong access road require tarring and all villages in ward 12. 15. Road from Mabitsi A to Mabitsi B requires grading.
	Electricity	1. Connections required – at Ngwalemong A (10), Mmakgatle (7), Hlopha (7), Mabitsi A (10), Ngwalemong B (15), Mabitsi B (25), Mmotwaneng (8), Serithing (20). 2. High mast lights in all villages
	Youth	Establishment of youth centre at ward 12 (Mmotwaneng)
	Health	1. Fully-fledged Clinic required at Ngwalemong A 2. Mobile clinics to come twice a week 3. Hlopha mobile Clinic
	LED and job creation	1. Employment to be created. 2. Agricultural development of small scale farmers 3. Establishment, support and training required for SMME’s and Co-operatives. 4. Hlopha-Ratanang Development centre, Pheladi a Morwasi gardens, Bana ba Makgale Ackeng, Mokopaa a legola poultry and business enterprise. 5. Mabitsi B – Agriculture gardening, Re lema ka kgang, Basadi Banna Cooperative, Moroshadi agricultural cooperative and Thakgalang cooperative. 6. Vaalbank – Ikageng greening enterprises, Ikageng family gardens, Ikageng farmers association, Re ka kgoni disabled project, Majakathata community garden and Gogo getters club. 7. Mmotwaneng – Mmotwaneng greenery and Thakudu project. Mmakgatle – Dimakatso txa Mmakgatle cooperative
	Social Welfare	1. Drop in centre require building and support at Mabitsi B. 2. Dropping in center required at Ngwalemong
	Land ownership and land use management	1. Dams require desilting in Vaalbank (2), Serithing, Mmotwaneng (3) and Mmakgatle 2. Revitalization of wetlands and after care for the removed alien plant in Mabitsi A and B
	Arts, Sports culture and recreation	1. Library required for Mabitsi B. 2. Mini stadium required at Mabitsi A. 3. Maintenance of sports fields in all villages and schools required 4. Mini libraries at all villages
	Education	1. ELC/Creche required in ward except Mabitsi A, Vaalbank and Serething 2. Dissability centre required at Serething 3. Pedestrian crossing at schools required 4. Renovation of all schools in the ward except Mahlare, Nyane and Manyaku secondary schools.
	Cemeteries	Fencing, cleaning and formalization of all cemeteries and connection of drinking water and establishment of toilets except Ngwalemong A&B
	Sanitation	1. VIP toilets required for all villages. 2. Ngwalemong A and B, Hlopha, Mmakgatle, and Mmotwaneng therefore only few houses left. 3. 6 Toilets required at Mabitsi B community Hall
	Housing	1. Housing required as follows : Priority - 1 Hlopha -10 2 Ngwalemong A – 50 3 Ngwalemong B- 50 4 Mabitsi B – 30

Ward	Priority	Community Needs
		5 Vaalbank – 70 6 Mabitsi A – 10 7 Mmotwaneng -20 8 Seritheng – 22 9. Mmakgatle – 15
	Post and Telecommunications	1. Post office required at Mabitsi B 2. Post boxes required in all villages except Serithing and Ngwalemong A which have boxes. 3. Vodacom/MTN/CellC reception is poor in all villages – Multipurpose network tower needed
	Safety and Security	1. Satellite police station required at Ngwalemong 2. Establishment of CPF
	Refuse removal	1. Dumping sites required at all villages 2. Identification of dumping sites for the purpose of volunteers.
Ward 13	Water	1. Gareagopola needs Jojo Tankers as there is no water. 2. Disanyane/Mathukhutela – installation of system for water provision. 3. All villages are RDP standard require pipes and a standpipe in each street  4. All villages need house connections in next 5 years. 5. Boreholes -One borehole each required for the following villages: Moomane, Gamasha, Manotoloaneng newstand, Mthukhuthela A, Frischgewaght, Pressure reservoir needs to be upgraded. 5. The following villages have boreholes: Manotoloaneng – 2 situated next to city rovers football ground (equipped but not functioning), water office (vandalized) Mathukathela B – 1 situated next to Mogaladi river (excellent condition) Disanyane – 1 situated next to last bus stop (equipped but not functioning) Hand pump need repairs. 6. Extensions of water reticulation to new stands in all villages.
	Sanitation	1. Moomane and Mohlosti awaits phase 2 for VIP toilets. 2. Mafisheng still awaits phase 1 for VIP toilets
	Electricity	1. Ga-Masha - increasing the capacity of the current transformers 2. High Mast lights required at all villages 3. Manotolaneng require high mast lights. 1 Gareagapola need electricity – 200 households including new stands of Manotolwaneng. 2. Manotolwaneng new stands require 31 connections. 3. Mathukhutela B require 20 connections (list given to J Durie) some areas poles were not installed. 4. Moomane new stands require 20 connections 4 connections are outside existing line. 5. Ga-Masha require 16 connection which were left as they are far from existing line (maybe require transformer). 6. Matseding require appolo lights -High masts lights at all villages
	Education	1. Mahlwele Primary School requires refurbishment. 2. Katishi Primary require block with 3 classroom as a matter of urgency and tablets for learners 3. Moomane Primary needs toilets as a matter of urgency.
	Road and stormwater	1. Paving of road from Katishi primary to main road 2. Manotolaneng require 5 bridges. Taring of internal roads from Lesedi to Mmotwaneng. 3. Access roads and internal streets to be graded/upgraded. Bridge required at Ga-Masha to cemetery. 4. Bridge required between Friscgewaagd and Disanyane (Motselope river).

Ward	Priority	Community Needs
		6. 5.Gareagapola bridge required in middle of village where river is running.8.Disanyane bridge required in middle of village where Mogaladi river is running. 5. Erection of D4370 toD4285 via Mohlotsi Village
	Social services	1.Mafisheng require paypoints 2. Manotolaneng require paypoint. 3.Shelters required for paypoints in all villages
	Health	Gareagapola require Health centre for 24 hour service and Clinic at Moomane
	Telecommunication s/ Post Office	1. Vodacom/CellC/MTN towers required in Moomane, Mohlotsi, Ga Masha, Manotolwaneng. 2. Post boxes in all villages except Disanyane & Mathukhutela
	Community hall	1.Community hall required in all villages. 2.Moomane Community Hall required to serve as a Thusong Centre.
	Safety and security	Form CPF for crime prevention. Establishment of a Community Safety Forum.
	Land care and ownership	Field burning, nature conservation and prevention of fires
	Housing	1.50 units required per village.2.80 units required at Manotoloaneng.
	Sports and recreation	Grading of sports fields required Ga-Masha require a sporting ground for disabled people A need for sports programmes to be cascaded to all villages.
	LED	1.Cleaning of dams required in all villages.2.Irrigation systems required for crops.3.Disanyane dam to be fixed.4.Gamasha require dam for cattle and irrigation.5.Emerging farmers and emerging contractors need assistance
	Cemeteries	Water, toilets and fencing required in all villages. Require TLB to dig holes and cover up again. Manotolwaneng, Mohlotsi, Greenside require fencing of cemetery Fencing of graveyard Mohlotsi
	Skills development	SETA's accredited skills certificate for the community
Ward 14	Road and storm water	1 -Tarring of Regae main road Bus Shelter urgently required 2 - Beam Wall at Regae (Mapeding Section) urgently required 3 -Stone blasting in all regae street urgently required 4 -Maintenance of School and Church roads. Regae internal 5- road needs proper bridge that can control water 6 -Storm water and speed humps of main roads of the two villages required. 7- Internal roads to be maintained including storm water at Reggae and dichoeung.stormwater drainage required in dichoeung 8 -New storm water drains required at Ditchoeung (Beam wall). 9 -All streets to be upgraded and maintained. -A storm water drain needed at Regae to direct water away from the sites to the river.(Beam wall) -Regae require low level bridges in all internal roads. -Dichoeung internal road require bridge
	Education	1 Library needed in Regae 2 Tvet college Regae 3 Dichoeung-Lehwelere Matlala high: Require 1 admin block, Laboratory, store room, sports ground and library .Primary school need admin block.2.Shilela Creche-Dichoeung: New building to be completed. 3.Two crèches at Regae (Bauba/Hunani Gobetse) require funding.4.New building required for pre-school at Ditchoeung.mohlahlane primary require a secondary phase 5. Regae – Mohlahlane pr sch need media center, laboratory, admin block, electricity for one block, sports ground. Borehole for vegetable project, new furniture, trenches for pipes to be dug with TLB and 6 toilets. Structure for pre-school/crèche and fencing.7.Regae – Majatladi sec. need computer center, sports ground, borehole, library and security

Ward	Priority	Community Needs
		8. All schools need renovations
	Sports and recreation	1 Multi-purpose recreational facility required MIG must be spent on sports field upgrading regae 2 community park regae 3 School sports grounds be graded 2. Grader required for soccer fields...4 lights needed in Defenders fc ground, softball and Tups field needed.
	Water	1. House connections and big reservoir in regae 2 regae extension 2 needs pipeline 3. Water meters to be fixed – no payment are made for water consumption 4 Repair broken pipes and both village 5 water pipeline needs pressure in dichoeung and more jojo tankers needed in both regae and dichoeung
	Sanitations	1 Regae require water borne sewerage system 2 Waste removal of septic tank at Community Hall 3 old pit toilets in regae needs to drain to make the environment healthy. 4 VIP toilets required for the ward 14 regae require 800 and dichoeung 500 VIP toilets
	Electricity	1 regae and dichoeung new extension need electricity 2 .Regae require new 30 connections. 2. Ditchoeung require new 5 8 house connections. 3. High mast lights required – Regae(5) and Ditchoeung(2) 4. Substation required to prevent electricity to go off 5. Solar system geyser required
	Housing	1. Bulk services required for new section at Regae 2. New houses required for Ditchoeung (300) and Regae (500) for next 5 years.
	LED	1 regae community trust needed to manage the minerals of community 2. regae mining license needed for crushers and sand project .3 Youth development for sustainable jobs. 4. Itsosheng gardening –Regae: Need water, tank to store water & toilet. 3. Phuthanang brick making – Regae: Need borehole & pump, vehicle, reservoir ,machinery for brickmaking, shelter for storing bricks & slab. 4. Etsosheng Batsofadi-Dichoeung: cultural activities need funding and old age centre. 5. Ekageng Bakone Bakery-Dichoeung: Need funds for building, ovens and vehicle. 6. Phuthitsoga poultry and vegetables- Regae: Need marketing ,financial skills and borehole. 7. Lehlabile Bakery – Regae: Require building, generator and vehicle. 8. Momang disabled project vegetables/sewing at Regae require financial assistance 9. Marketing and skills development required for all projects. 10. Shopping complex plaza required at Regae to include ATM, Taxi Rank and filling station. -Establishment of youth cooperatives to eradicate unemployment .all the project that are not functional must be given to the youth that can utilize the site for other cooperatives
	Telecommunication s/ Post Office	1 Post office in regae 2. Netwok tower required at Regae & Dichoeung for both MTN, Cell C & Vodacom, internet café .broadband network needed urgently.
	Transport	1. New taxi rank required at Regae. 2. Bus stop shelters required in both villages. 2. Taxis from Marble Hall to Regae during December time
	Social services	Old age home, Youth Centre, ECD Centre and disability center required at Regae & Dichoeung
	Cemetery	1. Cleaning, water and toilets required. 2. Regae cemetery to be enlarged -Maintenance and Key for Cemetery gate regae -Guard House needed regae -Register book and numbering of cemeteries regae -Strong Gate for cemetery regae -Signage needed for crossing the road regae
	Community hall	1 Regae community hall need office equipment 2 renovation and stage needed Doors, windows and insulation inside roof to be repaired 3. Regae community hall to be enlarged to build a stage and toilets to be upgraded (septic tank too small and VIP toilet

Ward	Priority	Community Needs
		not up to standard).4. The satellite office at Regae to be transferred to the municipality in order that cashiers can work twice a week to receive service fees from the community - Landline needed. -Gardening at Regae Community Hall Permanent securities and cleaners required Cleaning equipment required urgently
	Safety and Security	-24 hour police patrol due to increase of crime, satellite police station in regae .change all the police officer in elandskrall starting with the captain .minister must be informed of the corrupted policing in elandskraal.
	Waste management and Refuse removal	1 Reclyng cooperative needed in both regae n dichoeung 2 Additional 2 bulk Refuse containers for both Regae and Dichoeung.
	Land care and ownership	1 Regae extension 2 sites need to be approved asap to avoid land invasion , 2 industrial sites needed in regae , 3 Field burning, nature conservation and prevention of fires 4 Land is needed for women of aloe projects in regae and youth cooperative site 5 streets and section renaming to remove section like [ mapeding mazulung and maganago busha]. Land required for farming, commonage grazing & plaguing at Regae. Portion of Kleindoornpoort farm to be used for stock farming (used by Kgoshi) and portion for irrigation. Emerging farmers-need skills for farming. More land required for Balemi irrigation scheme urgently (Kekane is Agricultural officer).
Ward 15	Water	1.Elandskraal need dedicated water pump to be installing for Flag Boshielo (Arabie) West 2.Meters to be repaired and serviced regularly 3. Elandskraal need additional water stop valves to each block will reduce shortage of water to all blocks when the problem is base at one block. 4. At Elandskraal water should be released on Thursday and Friday. 5. Elandskraal needs COST RECOVERY Campaign.
	Sanitation	1.Halls with W/B/ toilets are needed @ Pay Point for Morarela and Mbuzini 2.Sewer Infrastructure Network at Morarela and Mbuzini 3.Proper need for water borne toilets at Elandskraal 4. Ward 15 needs establishment of dumping site.
	Electricity	1.Need for high Mast Lights at Elandskraal, Morarela and Mbuzini 2. Elandskraal Extension and Kubela( New Township Establishment) need 2500 household connection. 3. Morarela needs 60 household connections. 4.Electricity connection needed to be installed at the Stadium 5.Design of Stadium Electrical Lights 6. Eskom should inform the community before coming to check for the meter boxes and blackout notice. 7. Upgrading of lights at focus Soccer Ground, Basket Ball & Netball. 8. Mbuzini needs 40 household connections. 9. Morarela Community Hall need electricity.
	Roads and stormwater	1. Morarela Internal tar road from Letsiri to Molatudi bus route. 2.Elandskraal Storm water drainage at Elandskraal block six from Tsima's Shop to Maroka 3.Morarela storm water drainage at Morarela from Reservoir 4. Elandskraal Storm water drainage at Elandskraal block Six @ Makola and Mashego streets. 5.Elandskraal tar road from Kalekeng Primary to Computer Sports Ground and storm water control and electricity 6.Elandskraal tar road from Lepelle to disco and access road to SAPS and Satellite 7.Elandskraal Water drainage needed at Z.C.C to main paving 8. Elandskraal Maintenance of disco to lepelle high paving.

Ward	Priority	Community Needs
		9. PA 9. Elandskraal Maintenance from sekwati to Kekana. 10. Maintenance of all the streets Morarela, Elandskraal and Mbuzini. 11. Elandskraal Development of speed humps with signs on main road and at school @ Elandskraal paving 12. Elandskraal Storm water drainage @ Elandskaal block six next to Kgoshi Moroamoche 13. Elandskraal Paving from block four starting from Ga- Matjie to block Six Disco and phase 2 at block 5 at disco 14. Mbuzini access road require bridge and blading and regravelling regularly 15. Morarela need tar road from Flag Boshielo to Mbuzini. 16. Provide speed humps in all internal roads and pavements.
	Waste Mangement and Refuse removal service	1. Need for fencing of Elandsraal Waste Dumping Site 2. Need for Bulk Refuse for all villages 3. Need for Refuse collection in all villages 4. Need for Cleaning Campaign at Elandskraal, Morarela and Mbuzini.
	Transport	Poor workmanship @ Taxi Rank need for Phase Two Taxi Rank, Hawkers Centre and offices
	Housing	Need for housing at Elandskraal, Morarela and Mbuzini
	Cemeteries	1. Identify central area for cemetery and TLB required for assistance 2. Need palisade fencing and toilets at Elandskaal Cemetery, Morarela (extended area) and Mbuzini
	Post and Telecommunication	Morarela and Mbuzini needs Telkom Public phones
	Land ownership and land use management	1. Make available Immerpan block of farms available livestock farmers 2. Make land available for crop farming at Lepelle River bank 3. Title deeds required at Elandskraal and new stands.
	LED and job creation	1. Mbuzini and Morarela revitalizing of boreholes for livestock farmers 2. Need for funding of Elandskraal Irrigation Balimi Scheme (EBIS), Siyaya Dairy Project, Elandskraal Bricks Making, Elandskraal Glassing Project, Kodumela Poultry Project, Morarela project and Mbuzini project.
	Health	Need daily Mobile Clinic @ Morarela and Mbuzini
	Social Welfare	1. Need for Dropping Centre @ Morarela and Mbuzini 2. Need for Orphanage and Old Age Centre @ Morarela and Mbuzini 3. Upgrading of Elandskraal Lethabong Centre
	Education	1. Need for FET College at KOKA SHOPPING CENTRE 2. Renovations required at kubela. 3. Morarela and Mbuzini require a secondary school
	Safety & security	1. Need Upgrading of Elandsraal Police Station 2. Need victim support centre 3. Security at sewage and stadium require supervision.
	Traffic	Need for extension Municipal Police Traffic services to Ward for visibility and patrolling.
	Sports and recreation	1. Security needed at Elandskraal Stadium – suggest move security from Public works yard. 2. Need for Third Phase of Stadium Upgrading Need for toilets, proper design of pitch lights and additional high mast light @ all pitch grounds. Need for creating grand stand for other sports codes and lights 3. Grading of all COMMUNITY SPORTS GROUNDS (Mbuzini, Morarela and Elandskraal) 4. Need for Elandskraal Recreation Centre 5. Need community hall at Elandskraal



Ward	Priority	Community Needs
		6. Elandskraal stadium requires running track.
	Land care	Rehabilitation of grazing camps and protecting of natural trees
	Fire Fighting	Extension of firefighting service to the ward and installation of fire hydrants
Ward 16	Water –	<ol style="list-style-type: none"> <li>1.Mooihoek – Repair of water meters</li> <li>2.Address illegal water connections from the bulk water pipeline</li> <li>3.Phetwane – High installation price for house connections, extend reticulation to new stands</li> <li>4. Ditholong – Uneconomical house connections for water, Legalize illegal connections, increase water capacity at Flag Boshielo plant. Extended water reticulation</li> <li>5. Mashemong request requires adequate water provision through tankers and provide reticulation to new extensions.</li> <li>6. Letebejane – Request an additional reservoir for new stands, as a matter of urgency.</li> <li>7. Supply of water at Diteneng (Letebejane) as a matter of urgency</li> <li>8. Adequate management of water supply in all villages.</li> <li>9. Provide water for agricultural projects</li> <li>10. Provide Jojo tanks for all villages in the ward and ensure good management of water supply through tankers.</li> </ol>
	Roads	<ol style="list-style-type: none"> <li>1.Routine maintenance and regravelling of internal streets in all villages</li> <li>2.Build speed humps at Letebejane, Tsimanyane, and Phetwane as a matter of urgency</li> <li>3. low bridge at Ditholong village</li> <li>4. Storm water at Letebejane</li> <li>5. Upgrade internal streets at Tsimanyane, Letebejane and Letebejane Extension(Diteneng)</li> <li>6. Ditholong require extension of drain/ stormwater control along the completed internal street.</li> <li>7. Complete the internal road at Mashemong joining the main road (Tlokwe Street)</li> <li>8. Build stormwater control/drainage at the newly constructed internal road at Mashemong</li> <li>8. Proper stormwater control at Lusaka, Tsimanyane.</li> <li>9. Consult with community members and stakeholders before implementing infrastructure projects.</li> <li>10. Proper regravelling and filling of roads</li> <li>11. Phetwane – Bermuda road needs to be regravelled and filled.</li> <li>12. Phetwane – Hairpin needs to be addressed with proper installation of stormwater control/drainage.</li> </ol>
	Education	<ol style="list-style-type: none"> <li>1.Phetwane – New classrooms at Masoganeng Primary School</li> <li>2.Ditholong – New primary school at Ditholong village</li> <li>3.Mooihoek – New school at or between Mashemong and Mooihoek</li> <li>4.Tsimanyane – Extra or additional classrooms at the primary</li> <li>5.Building of primary school and crèche at Diteneng (Letebejane)</li> </ol>
	Halls/MPCC	<ol style="list-style-type: none"> <li>1.Urgent need for community halls required at all villages except Phetwane</li> <li>2. Hall at Phetwane requires electricity, furniture and maintenance.</li> </ol>
	Electricity	<ol style="list-style-type: none"> <li>1. Electrification of households in all extensions across the ward.</li> <li>2. Ditholong- Extension of high mast lights and house connection</li> <li>3.High mast lights at Mogalatsane, Mashemong, Moihoek and Phetwane</li> <li>4. Tsimanyane - Extension of high mast lights</li> <li>5. Assist Mafato a bo Kgwale with electrical wiring of 3 rooms.</li> </ol>
	Sanitation	<ol style="list-style-type: none"> <li>1. VIP toilets requested in all villages across the ward.</li> <li>2. Clean and empty all toilets in the ward</li> <li>3. Address VIP Toilets backlogs.</li> </ol>
	LED/Tourism	1.Mogalatsane – Revive the farm fields/scheme , help new small farmers with development of new schemes/debushing

Ward	Priority	Community Needs
		2. Phetwane – Fence grazing land through EPWP, help with development of new ploughing fields 3. Letebejane – Cattle pen for dipping and grazing land for subsistence farmers 4. Ditholong – Grazing land for subsistence farmers and cattle pen for dipping. 5. Mooihoek – Fence all grazing land 6. Mashemong – Cattle pen for dipping at Tsimanyane 7. Revive the irrigation scheme at Tsimanyane
	Telecommunication	1. All Villages - Network tower is needed, poor network reception 2. Provide proper house numbering (High Priority) 3. Provide internet services (WiFi) in strategic centres in the ward
	Cemeteries	1. All villages – Proper fencing of cemeteries 2. Extension and fencing of cemeteries at Ditholong. 3. Development of drive way in new cemetery at Mashemong/Tsimanyane. 4. Fencing of Mogalatsane cemeteries. 5. TLB for digging graves across the ward.
	Health	1. New clinic for Phetwane & Mogalatsane 2. Isolate community clinic from the hospital and provide a separate infrastructure for the clinic.
	Sports	1. All villages – Upgrading and maintenance of sports fields. 2. Build shades at all sports grounds across the ward.
	Land use	1. Rehabilitation of borrow pits.
	Housing	1. Consider allocating RDP houses to needy families
	Refuse removal	1. Bulk bins at strategic points, schools and across the ward. 2. Collection of bulk bins. 3. Build a landfill site (EPWP) 4. Liaise with relevant stakeholders, Department of Environmental Affairs and Sekhukhune District Municipality to eradicate spillages and littering
	Social services	1. Paypoints needs proper structures. 2. Paypoint at Mogalatsane 3. Request services to be brought back to paypoints in all villages. 4. Require SASSA Tsimanyane to provide grant registrations on reasonable days
	Safety and Security	1. Security and protection is needed at ward 16 as a matter of urgency 2. Visible policing and prompt response to calls requested from police. 3. Fully fledged police station in the ward or an upgrade of the Rakgwadi Sattelitte Police Station.

### 10.3. Alignment with National Priorities/Strategies

#### 10.3.1 National Priority Areas

- Creation of decent work and sustainable livelihoods;
- Education
- Health;
- Rural development, food security and land reform; and
- The fight against crime and corruption

#### 10.3.2 National Outcomes

- Improved quality of basic education
- Along and healthy life for all South Africans
- All people in South Africa feel and are safe  
Decent employment through inclusive economic growth

- Skilled and capable work force to support inclusive growth path
- An efficient, competitive and responsive economic infrastructure network
- Vibrant, equitable and sustainable rural communities with food security for all
- Sustainable human settlement and improved quality of household life
- A responsive, accountable, effective and efficient local government system
- Environmental assets and natural resources that are well protected and continually enhanced
- Create a better South Africa and contribute to a better and safer Africa and World
- An efficient, effective and development oriented public service and empowered, fair and inclusive citizenship

**The National Development Plan focuses amongst other on the following:**

- The active efforts and participation of all South Africans in their own development
- Redressing the injustices of the past effectively
- Faster economic growth and higher investment and employment
- Raising standards of education, a healthy population and effective social protection
- Strengthening the links between economic and social strategies
- Collaboration between the private and public sector

MTSF	NDP	EPMLM Strategic Objectives	Outcome 9
<p><b>Strategic Priority 1:</b></p> <p>Speeding up growth and transforming the economy to create decent work and sustainable livelihoods i.e. expenditure management</p>	Faster economic growth and higher investment and employment	Grow the economy and provide livelihood support	Implement the community work programme and cooperatives supported
<p><b>Strategic Priority 2:</b></p> <p>Massive programme to build economic and social infrastructure i.e. infrastructure investment programme, public transport infrastructure, low-cost and affordable housing, improving provincial and local government capacity, health, education, library, sporting, recreation</p>	Strengthening the links between economic and social strategies	Improve community wellbeing through accelerated service delivery	Improved access to basic services Actions supportive to human settlement outcomes
<p><b>Strategic priority 3:</b></p> <p>Comprehensive rural development strategy linked to land and agrarian reform and food security i.e. land reform policies, agricultural production, rural livelihoods and food security, service delivery, rural transport, revitalization of rural towns, support non-farm economic activities</p>	Redressing the injustices of the past effectively	Plan for the future	Implement a differentiated approach to municipal financing, planning and support
<p><b>Strategic Priority 4:</b></p> <p>Strengthen the skills and human resource base i.e. adequate basic services (water, sanitation, electricity to schools; access to facilities such as libraries, classrooms and laboratories.</p>	Raising standards of education, a healthy population and effective social protection	Improve community wellbeing through accelerated service delivery House the nation and build integrated human settlement	Improve administrative capacity
<p><b>Strategic Priority 5:</b></p> <p>Improve the health profile of all South Africans i.e. filling of critical vacant posts, improving the national emergency medical (ambulance) service model, implement Comprehensive Plan for the Treatment, Management and Care of HIV and AIDS</p>	Raising standards of education, a healthy population and effective protection	Effective and efficient community involvement	Deepen democracy through a refined ward committee model

MTSF	NDP	EPMLM Strategic Objectives	Outcome 9
<p><b>Strategic Priority 6:</b></p> <p>Intensify the fight against crime and corruption i.e. fight against crime and corruption in the public and private</p>	Raising standards of education, a healthy population and effective social protection	Become financially viable	Single window of coordination
<p><b>Strategic Priority 7:</b></p> <p>Build cohesive, caring and sustainable communities i.e. development and strengthening of community organizations such as school governing bodies, community policing forum, ward committees,</p>	Collaboration between the private and public sector	Develop partnerships Improve intergovernmental function and coordination	Single window of coordination
<p><b>Strategic Priority 8:</b></p> <p>Pursuing African advancement and enhanced international co-operation</p>	The active efforts and participation of all South Africans in their own Development	Effective and efficient community involvement	Single window of coordination
<p><b>Strategic Priority 9:</b></p> <p>Sustainable Resource Management and use</p>	The active efforts and participation of all South Africans in their own Development	Develop and retain skilled and capacitated workforce To build effective and efficient organization	Implement a differentiated approach to municipal financing, planning and support
<p><b>Strategic Priority 10:</b></p> <p>Building a developmental state including improvement of public services and strengthening democratic institutions i.e. Improving the capacity and efficacy of the state, improving the delivery and quality of public services, entrenching a culture and practice of efficient, transparent, honest and compassionate public service and building partnership with society and strengthening democratic institutions</p>	Raising standards of education, a healthy population and effective social protection	Develop and retain skilled and capacitated workforce	Improve administrative capacity

During the strategizing process, further cognizance was taken of the national guidelines to guide local development. The localized strategic Guidelines are an important element of the strategies phase that determines how development should be undertaken taking into cognizance the relevant policy guidelines and legislation. The rationale behind the need to develop localized strategic guidelines to ensure that cross cutting dimensions such as the spatial development principles, local economic development strategies, environmental sustainability and poverty alleviation and gender equity aspects are adequately considered when strategies and projects are planned. The localized strategic guideline discussed hereunder, outline the way in which the municipality development strategies and projects consider the national guidelines into consideration the specific conditions in the municipality as indicated in the analysis phase.

## **CHAPTER 11 – MUNICIPAL STRATEGIES**

### **EXECUTIVE SUMMARY**

The Ephraim Mogale Local Municipality held its Strategic Planning Lekgotla during the period between the 16<sup>th</sup> to 18<sup>th</sup> February 2022, to review the current 2022/2023 Integrated Development Plan (IDP) and align the proposed 2022/2023 IDP taking cognizance of both the 2020/2021 Annual Report and 2022/2023 Midyear Performance Report as well as other influencing factors. The purpose of this process was to review and re-align the current developmental strategies to assist the institution in dealing with various service delivery challenges and other related factors. Based on the evaluation of all the relevant analysis and inputs; the Ephraim Mogale Local Municipality developed various developmental strategies discussed herein and within the Municipality's respective programmes. This will ensure that all challenges raised and discussed at the Lekgotla will be taken cognizance of, be prioritized and be addressed through the appropriate allocation of resources.

According to Section 53 of the Constitution of the Republic of South Africa, Act 108 of 1996, a municipality must structure and manage its administration, budgeting, and planning processes to give priority to the basic needs of the community, and to promote the social and economic development of the community and participate in National and Provincial Development Programmes<sup>1</sup>.

The above implies that local government must comply with the National Development Plan (NDP) Vision 2030 that defines the framework for detailed planning and action across all spheres of government. All sub-national plans including provincial, municipal and sectoral plans are guided by the NDP. Strategic priority areas identified by National and Provincial governments will therefore guide the strategic priority areas identified by municipalities to build a developmental government that is:

- efficient, effective and responsive;
- to strengthen accountability and to strive for accountable and clean government;
- to accelerating service delivery and supporting the vulnerable and;

---

<sup>1</sup> South Africa. 1996. Constitution of the Republic of South Africa, Act no 108 of 1996. Pretoria: Government Printers.

- to foster partnerships, social cohesion, and community mobilisation

Municipalities in South Africa use ***Integrated Development Planning*** as a method to plan future development in their areas and determine the best solutions to achieve sustainable long-term development. An Integrated Development Plan (IDP) is a strategic plan for a municipal area that gives an overall framework for development. A municipal IDP provides a five-year strategic programme of actions aimed at setting short, medium, and long term strategic and budget priorities. With the new Council having been elected on 1 November 2021, the 2022/2023 Strategic plan breaks the ground for the 5-year term of the new council and is thus a significant document in setting the tone for the IDP period until 2026/27 financial year. The IDP therefore aligns the resources and the capacity of a municipality to its overall developmental aims, and both informs and guides the municipal budget. An IDP is therefore a key instrument which municipalities use to provide vision, leadership, and direction to all those involved in the development of a municipal area. The IDP enables municipalities to use scarce resources most effectively and efficiently to accelerate service delivery.

The IDP is thus an approach that involves the entire municipality and its citizens in finding the best solutions to achieve good long-term development and growth. The integrated development planning process must be integrated with the NDP, District development Model (DDM), Medium Term Strategic Framework (MTSF) and the Global Sustainable Development Goals (SDGs) and other planning frameworks. Section 25(1) of the Systems Act requires the municipality to adopt a strategic plan for the development of the municipality which:

- Links, integrates and co-ordinates, plans and takes into account proposals for the development of the municipality;
- Matches the resources and capacity of the municipality with the implementation of the plan;
- Forms the policy framework and general basis on which annual budgets will be based; and,
- Is compatible with national and provincial development plans and planning requirements binding on the municipality in terms of legislation.

The 20221/2023 Ephraim Mogale Local Municipality's IDP is a continuation of the drive towards the alleviation of poverty over the short-term and the elimination of endemic poverty over the medium-to long-term period. The Municipality aims to achieve this through taking advantage of vast Local Economic development opportunities particularly in the agricultural sector which is the economic sector in the Municipality's frontiers. This IDP also focuses on the Presidential call around the alignment of the National Development Plan (NDP), Provincial Employment Growth and Development Plan (PEGDP) and the Municipalities IDPs nationwide.

At the core of the 2022/23 IDP is the challenge and commitment to:

- Deepen local democracy,
- Enhance political and economic leadership,
- Accelerate service delivery,
- Build a developmental local government, and
- Ensure that the municipal planning and implementation are done in an integrated manner within all spheres of government.
- Continue to deal with and enhance appropriate protocols against the Covid 19 pandemic
- Boost Local Economic Development

The strategies of the municipality, which are linked to programmes and identified projects must therefore focus on and be aligned to these priorities.

In most organisations, strategic planning is conducted to define the strategy or direction of the organisation and thus make decisions on resource allocation to pursue the vision of that organisation. The Green Paper on National Strategic Planning (2009)<sup>2</sup>; the forerunner to the development of the NDP, states that strategic planning in government organisations is imperative to ensure growth and development, strengthening of institutions, nation building and the establishment of a developmental state. The main outcomes of [strategic] planning include a long-term vision, a five-year strategic framework and spatial perspectives that will ensure ongoing leadership in the management of major social dynamic and key drivers of social development.

To achieve the aim of strategic planning, it should encompass a set of concepts, procedures and tools designed to assist leaders and managers with achieving set goals and objectives through the application of strategies with clear plans of action that are measurable. Therefore, this strategic plan sets out the main strategic objectives, desired outcomes, measurements and targets to be achieved, with clear strategies to achieve the vision of the municipality.

---

<sup>2</sup> The Presidency, Republic of South Africa. 2009. Green Paper: National Strategic Planning. Available at: [www.gov.za/documents/download.php?f=106567](http://www.gov.za/documents/download.php?f=106567)



## **SECTION A**

### **1 INTRODUCTION AND CONTEXT**

The continued focus of the National Government Sphere is economic growth and socio-economic transformation through the provision of governance structures to optimise basic service delivery in all spheres of government. In terms of this focus, municipalities are mandated to give effect to the objects of local government as contained in section 152 of the Constitution, namely:

- Democratic and accountable governance;
- Sustainable services and implementable
- Social and economic development;
- Safe and healthy environment; and
- Encourages community involvement.

Moreover, it is the National government's priority area, to ensure a better life for all by providing basic services to all communities, which amongst others includes creating sustainable jobs, poverty alleviation and relevant skills transfer through successful implementation of government programmes and lastly, by encouraging the transformation of community participation and involvement.

It has been shown that where there has been State intervention in the economy through direct public investment in infrastructure, there has been economic growth and more job creation. Therefore, the Ephraim Mogale Local Municipality seeks to position itself to relate directly to the Sustainable Development Goals (SDGs), National Development Plan (NDP), National Outcomes, in particular the outputs from Outcome Nine, and the Provincial Employment Growth and Development Plan (PEGDP).

To this end, the Ephraim Mogale Local Municipality will continue to focus on agriculture and tourism as its primary economic core pillars whilst actively pursuing other economic investment opportunities to optimise its socio-economic priorities aimed at improving the lives of all people of Ephraim Mogale by reducing the unemployment rate within the municipality.

The preparation and review of the IDP is a continuous process providing a framework for all development planning in the municipality. As such the IDP is not only annually assessed in terms of delivery and the prevailing conditions in the municipality, but reviewed and enhanced on a yearly basis. The following aspects informed the 2022/2023 IDP review process:

- Updating baseline information to ensure sound decision-making in addressing service delivery gaps;
- Meeting the National targets in terms of service provision;
- Responding to key issues arising from the 2022 State of the Nation and Provincial addresses focusing on "job creation through massive infrastructure development".
- Aligning sector departments strategic plans to the municipalities service delivery programmes;
- Strengthening focused community and stakeholder participation in the IDP processes;
- Meeting targets in terms of the KPAs (Key Performance Areas) of the local government strategic agenda;

- Responding to the community priorities;
- Responding to issues raised during the municipalities internal assessment (SWOT);
- Reviewing the vision, mission, objectives, strategies, programmes and projects; and
- Alignment of IDP, Budget and PMS performance management system activities.  
Formulation of proper KPI for performance management

## **SECTION B**

### **2 ANALYSIS**

A situation analysis provides the context and knowledge for planning. Power (2015) defines and interprets situational analysis as the state of the environment of a person or organisation. A situational analysis also describes an organisation's competitive position, operating and financial condition and general state of internal and external affairs.

Vrontis and Thrassou (2006) and Power (2015) define situational analysis as a process that examines a situation, its elements, and their relations, and that is intended to provide and maintain a state of situation awareness for the decision maker. Power (2015) further indicates that situation analysis develops hypotheses about meaningful relations between entities and events, estimates the organisational structures and intentions of threat entities, assess vulnerabilities of both one's own force and of threat assets and the level of risk posed by specific threats.

#### **2.1 Situational Analysis Summary**

Ephraim Mogale Local Municipality is located within the Sekhukhune District Municipality, in the Limpopo Province of South Africa. The name of the Municipality was changed from Greater Marble-Hall to Ephraim Mogale by an amendment of Section 12 notice in Provincial Gazette No 1721 by General notice 10 of 2010 on the 28th January 2010 with new Logo and slogan "Re Hlabolla Sechaba" which means "We Develop Our People".

The Ephraim Mogale Local Municipality is a rural town with a population of over 127168, incorporating 33,936 households according to the available statistics from the last Household Survey conducted in 2016 which also reflected a youthful population with significant unemployment and poverty levels. The Ephraim Mogale Local Municipality is the second smallest of the five local municipalities within the Sekhukhune District Municipality frontiers. Ephraim Mogale Local Municipality constitutes 14.4% of the area with 1911.07 square kilometres and sub-divided into 16 wards. Land ownership is mostly traditional and the municipality is predominantly rural with about 56 settlements, most of which are villages.

The configuration of the municipal area and the existing spatial pattern together with contributory factors of land ownership are impediments to the successful implementation of a development strategy to achieve the four developmental outcomes proposed in the White Paper on Local Government. Restricted access to land by the Municipality due to inhibitive land cost (privately owned land) and statutory deterrents; state owned land under tribal custodianship, would exacerbate attempts by the Council to orchestrate and encourage the development of a beneficial spatial pattern within the municipal area.

A large percentage of land area within the municipal area cannot be utilised for urban development due to the mountainous nature of the terrain. However, this has its advantages in respect of water catchment areas and tourism value. Spatial separations and disparities between towns and

townships have caused inefficient provision of basic services and transport costs are very high. These factors hinder the creation of a core urban complex that is necessary for a healthy spatial pattern.

The municipality has high potential agricultural land that must be exploited. In line with the vision, agriculture will be of high-value factor for the municipality as well as tourism to promote economic and spatial development.

The increase of informal settlements areas and skewed settlement patterns are functionally inefficient and costly. It has the potential of neutralising development alternatives by restricting the availability of land and the challenges associated with relocation of communities once they have been established. Land ownership is a further challenge, privately owned land and state-owned land under tribal custodianship exacerbate attempts by the Council to develop a beneficial spatial pattern.

The municipal area is a major producer of citrus and table grapes and is also very active in the cultivation of cotton and vegetable produce. Cattle ownership among subsistence farmers is significant. Approximately 80% of the land in the Ephraim Mogale Local Municipality is used for agricultural purposes and large areas along the Olifants (Lepelle) river is unique agricultural land. The agricultural economic sector is envisaged to be the main contributor in addressing the Sustainable Development Goals, although the municipality believes that the majority of job opportunities can be created through the secondary agricultural economic sector of agro-processing, the creations of agricultural corporates and organic farming.

The topography of the area is especially scenically attractive and together with the Flag Boshielo Dam, provide significant secondary opportunities for tourism development along with the Schuinsdraai Nature Reserve. Numerous game and nature reserves, including game lodges are prevalent in the area which serves as another feature to promote increased tourism activity. The Ephraim Mogale Local Municipality is the tourism hub of the district and includes several tourist attractions as reflected, but not limited to:

- The Flag Boshielo Dam.
- Bush Fellows Game Reserve
- Matlala Aloe Park
- Crocodile Farm,
- Schuinsdraai Nature Reserve (Birding, Boating, fishing, braai facilities. Wildlife includes crocodile, kudu, impala, eland, and warthog. Accommodation is available at Kwarihoek Bush Camp

Mining activities includes dolomite and dimension stone and Ephraim Mogale town has a very large, but underutilized industrial park with the main tenants being Granor Passi (fruit juice extraction), Super Cereal (Seed press), Nutri Feeds (animal feeds for pigs, sheep, poultry, dairy and beef cattle). Other smaller tenants comprise of various distributors and businesses that repair motor vehicles and other equipment. The local construction industry is currently very small, but is reflecting positive trends of growing rapidly. Wholesale and retail trade development has always been overshadowed by facilities that are available in the adjacent Groblersdal. A large network of informal traders operates throughout the municipal area.

As a result of the spatial challenges, huge backlogs exist in service infrastructure in underdeveloped areas that require municipal expenditure far in excess of the revenue currently available. It is therefore necessary that strategies be developed and implemented to counter negative and encourage positive outcomes to ensure that the municipality will be able to deliver on its mandate and achieve its vision.

## 2.2 SWOT Analysis and Critical Success Factors

Strengths, Weaknesses, Opportunities and Threats (SWOT) analysis is one of the most used forms of business analysis. A SWOT analysis examines and assesses the impacts of internal strengths and weaknesses, and external opportunities and threats. During the Strategic Planning Lekgotla held on 16<sup>th</sup> - 18<sup>th</sup> February 2022, to review the current 2022/2023IDP, a SWOT analysis was conducted.

Each of the elements of SWOT analysis is described below:

**Strengths:** Strengths are those factors that make an organisation more competitive than its marketplace peers. Strengths are attributes that the organisation has as a distinctive advantage or what resources it has that can be leveraged to its benefit. Strengths are, in effect, resources, capabilities and core competencies that the organisation holds that can be used effectively to achieve its strategic objectives.

**Weaknesses:** A weakness is a limitation, liability, or shortcoming within the organisation that will keep it from achieving its objectives; it is what an organisation does poorly or where it has inferior capabilities or resources as compared to other organisations.

**Opportunities:** Opportunities include any favourable current prospective situation in the organisation's environment, such as a trend, market, change or overlooked need that supports the demand for a product or service and permits the organisation to enhance its competitive position.

**Threats:** A threat includes any unfavourable situation, trend or impending change in an organisation's environment that is currently or potentially damaging or threatening to its ability to compete. It may be a barrier, constraint, or anything that might inflict problems, damages, harm or injury to the organisation.

Table 1 below outlines the elements of the recent SWOT analysis conducted at the recent Strategic Planning Lekgotla of the municipality that could impact operations in 2022/2023 basing on experiences in 2021/2022 and also prior years.

## 2.3 Organisational SWOT Analysis

The tables below indicate the strengths, weaknesses and opportunities identified during the 2022/23 Lekgotla at an institutional level.

TABLE 1: INSTITUTIONAL SWOT ANALYSIS

### 2.3.1 Strengths

Ref	Strengths 22/23	Status	Comments
1	Political Stability	Ongoing	The Municipal Council is functional. Good governance is at the heart of the effective functioning of the Municipality. The holding of Council meetings as legislated is respected.
2	Credible IDP Document	Ongoing	The Municipality has developed a five-year plan which is approved by council. Our IDP is aligned to the NDP and LDP
3	Funded Budget	Ongoing	Based on the National treasury evaluation
4	Effective ICT Infrastructure	Ongoing	Based on the Auditor General (AG) report of the previous financial
5	97% access to electricity	Ongoing	With energy being the key business driver of any economy and social development, the fact that the Municipality has 97% access to electricity is a huge strength. All residential areas have been connected to the grid.
6	Electricity losses less than 7%	Ongoing	The Municipality is maintaining the losses to less than 7% (National Energy Regulator of South Africa [NERSA] guidelines 12%)
7	Public participation	Ongoing	The Municipality is consistently communicating with the public according to the programmes.
8	Financial Viability	Ongoing	Municipality has sound cash flow management Capacity to bill and issue statements to client timely Ability to pay salaries and creditors within 30 days timeframe
9	Sound financial management	Ongoing	Though there is room for improvement, the Municipality has a fair ability to meet financial obligations. No going-concern challenges. The Municipality largely has efficiency in the functionality of supply chain management. The functionality of oversight structures, S79 committees, audit committees and District IGR Forums is in place.
10	Allocation of Bursaries	Ongoing	The Municipality is annually allocating bursaries to the top learners.
11	Youthful and skilled Personnel	Ongoing	The Municipality has a youthful personnel that is vibrant as well as academically and procedurally competent which brings efficiency and effectiveness in the execution of duties.

Ref	Strengths 22/23	Status	Comments
12	Compliance to Legislation	Ongoing	The Municipality largely complies with legislation and national Treasury regulations in its processes.
13	Regular Submission of Back to Basics (B2B) Reports	Ongoing	These reports ensure constant monitoring and evaluation aimed to assess whether the outputs of the B2B programme are working towards achieving the set objectives as per the Local Government Back to Basics Strategy or not.

### 2.3.2 Weaknesses

Ref	Weaknesses 22/23	Status	Comments
1	Weak Institutional Capacity and Arrangement	Ongoing	The Municipality in the past year has managed fill only 2 of the top six posts (Municipal Manager and Infrastructure Director) with the rest being occupied on an acting capacity (Finance, Corporate Services, Community development and Development Planning). These positions need to be filled by competent and qualified persons. The municipal organograms have to be realistic, underpinned by a service delivery model and affordable. The effectiveness of existing implementable human resources development and management programmes is hinged on the filling of the to 6 positions.
2	Non-adherence to organisational plans (i.e. Procurement, recruitment plan, corporate calendar)	Ongoing	Basically non-adherence to our control tools, e.g. policies, procurement and recruitment plans etc. Low Municipal grading Develop Institutional Calendar to assist adherence to schedule of meetings and other activities Non adherence the schedule of meetings Procurement plans to be more detailed including time frames for the procurement processes
3	Poor tracking and implementation of resolutions (i.e. Council resolutions, Lekgotla etc.)	Ongoing	Resolutions need to take cognisance of the financial plan and should be aligned to the budget plan to ensure that all resolutions are supported with appropriate funding Breakdown Council resolutions per departments in terms of short, medium, long term and ongoing and Portfolio Committee Chairperson to maintain register All resolutions i.e Lekgotla, Council to serve in the Management meetings
4	Lack of procedure manuals & updated policies	Ongoing	Performance Management Framework currently being developed and policies were reviewed at the Lekgotla held in February 2018 Procedure Manual to be developed ;to be used in the Performance Management Framework
5	Lack of socio-economic development	Ongoing	Current Local Economic Development (LED) Strategy needs to be reviewed to address the socio-economic imbalance e.g. is our local businesses contributing to address the social needs of our communities. Social labour and tourism plans to be incorporated in revised strategy

Ref	Weaknesses 22/23	Status	Comments
			The Municipality to develop a database of SMME for Contractor Development
6	Limited revenue generation (need a strategy)	Ongoing	Limited implementation of the Revenue Enhancement Strategy which is outdated and needs to be updated in 2022/23 Establish the Revenue Enhancement committee to monitor the implementation of the strategy Lack of law enforcement e.g. land evasion, no vehicle pound, no traffic control and these issues can be incorporated in the updated strategy Large outstanding debtor book Poor Collection of traffic fines
7	Putting strategies that go beyond our legislative mandate	Ongoing	Over committing ourselves on services needs that we have no control over (priority, but not our core functions which results in "wish lists"
8	Ineffective Communication unit	Ongoing	Communication Strategy in place but poor implementation as no proper induction and awareness events held before implementation Underutilisation of media, non- visibility of municipality on media. Need to revamp the public relations and branding (hire communication specialist)
9	Elements of poor work ethics	Ongoing	This issue still prevails in certain divisions of the municipality and needs to be monitored to evaluate underlying reasons and implement appropriate intervention measures
10	Ageing infrastructure i.e Roads; Electricity and Buildings	Ongoing	Although it was considered that the municipality was incurring high levels of expenditure with respect to maintenance rather than replacement, the current maintenance spend is around 3%, well below National Treasury guidelines of 8%
11	Poor administrative support for the ward committees	Ongoing	Non-response to monthly Ward Committee reports, poor coordination and absence of working tools
12	Formal communication (We don't write)	Ongoing	Personal Development Plans to be developed for Cllrs Capacitation and training e.g. public speaking, and writing skills
13	Lack of HIV policy (Wellness)	Ongoing	Remains a challenge due to poor functioning of LAC Non alignment of policy to National Youth strategy
14	Lack of Customer Care resources	Ongoing	It is planned to establish a Customer Care desk linked with reception
15	Insufficient office space	Ongoing	Consider converting garages into office space or alternatively renting portable office accommodation in the short term



Ref	Weaknesses 22/23	Status	Comments
16	Lack of cemetery planning	New	<p>1. Additional cemeteries required (growing population), but land an issue in both Local Municipality &amp; tribal land and also cater for pauper funerals</p> <p>2. Need external consultant to conduct study in 2022/23 – study not yet done</p> <p>3. Council requested to assist in resolving outstanding resolution due to complexity of factors</p> <p>4. Can a crematorium or Omunye phezu komunye be alternatives to be considered taking cognisance of the diverse cultural attitudes</p> <p>5. Various cemeteries need fencing as currently vandalised, consider more sustainable means such as palisade or other cost effective solution</p>
17	Land audit	New	Need to conduct an audit to identify suitable available land and determine tenure of ownership as land can be common property, Tribal or State owned
18	Performance Management System	New	Need to secure total management buy-in through training and continuous mentorship in 2022/23
19	Municipal Policies	New	Previously considered a strength, but although policies have been developed, they are not fully implemented
20	Functional Committees	New	Previously considered a strength, but at District level the failure of established Forums to meet on a regular basis is considered an issue
21	No expansion of Public lighting	New	Public lighting Master Plan developed but no funding
22	None enforcement of by-laws	Ongoing	Capacitate internal staff to improve enforcement of by-laws
23	Misaligned Organogram and functions	Ongoing	<p>Engage in Organisational Analysis to determine the adequacy. (Workstudy)</p> <p>Re-alignment of functions to correct department to improve accountability</p> <p>Consider opening a window for placement of staff</p>
24	Lack of Communication Policy	Ongoing	Develop communication policy to mitigate the degrading of municipal image
25	None adherence to Batho Pele Principles	Ongoing	Engage in Batho Pele Advocacy for both Officials and Councillors
26	Non submission of received documents to Records	Ongoing	<p>Enforce submission of documents to Records for management and storage</p> <p>Resuscitate the use of electronic record management system</p> <p>Engage in records management advocacy for both Officials and Councillors</p> <p>Update and circulate record management procedure manual</p>
27	Slow Supply Chain Management (SCM) Processes	Ongoing	<p>Development and timeous submission of procurement plans to SCM by End User Department</p> <p>Development of procedure manual on handling SCM matters</p> <p>Encourage evaluation and adjudication of bids within fairly reasonable time</p> <p>Development and adherence to set timeframes in the operational plan to avoid none spending or aborting projects emanating from none sitting of SCM committee</p>

Ref	Weaknesses 22/23	Status	Comments
28	Security Challenge	Ongoing	Closed-circuit television (CCTV) cameras to be installed around all Municipal buildings including traffic department and Workshop. The Control centre to be place in the ICT office Security guards to be deployed to all Municipal buildings. Proper security fence or Wall to be constructed around the Admin building. Benchmarking with other Municipalities were the function of Security is allocated.
29	Waste Management	Ongoing	Unable to expand waste management to rural villages.
30	Vandalism of Municipal Infrastructure	Ongoing	Vandalism of Community Halls, Sport Complexes, Electrical network, Public Lighting, Cemeteries.
31	Poor adherence to institutional calendar	Ongoing	The Municipality can still improve in adhering to the institutional calendar of event and internal as well as external reporting requirements
32	Poor Project Management	Ongoing	The Municipality needs to avoid surrendering Municipal Infrastructure Grant (MIG) allocations by adhering to project management processes and principles.
33	Insufficient electrical capacity for serious new economic development in the municipal license area.	Ongoing	The Municipality have adequate capacity at the moment after a temporary upgrade of 1MVA. There is no capacity for serious new economic development. The application for a permanent upgrade to 10MVA was submitted a year ago and is being processed but it will take long and will be at high costs.
34	Insufficient electrical capacity in the ESKOM license area	Ongoing	In some residential areas in the ESKOM license area the limited available capacity prevents the electrification of new extensions.

### 2.3.3 Opportunities

Ref	Opportunities 22/23	Status	Comments
1	Fertile Agricultural Land	Ongoing	Need to exploit this opportunity as our municipality is an agricultural hub linked as stated in the Vision and has significant prospects of job creation to alleviate unemployment
2	Minerals	Ongoing	Job opportunities and skills development through the expansion of the Mining Sector  Use of Social and Labour Plan (SLP) to advance community development projects
3	Flag Boshielo Dam	Ongoing	Develop a Business Plan to secure appropriate funding to expand Tourism with respect to fly fishing and estate development
4	Tompoti Seleka College of Agriculture	Ongoing	Viable opportunities to realise our Vision through the creation of training for qualifying students and skill transfer through short programmes for local communities

Ref	Opportunities 22/23	Status	Comments
5	Foster Good Relations with Traditional Authorities	Ongoing	Promotion of good communication with traditional authorities
6	Corporate Social Investment (Stakeholders)	Ongoing	Engage with commercial business entities on a formal basis through hosting of an LED Indaba
7	Tourists attraction	Ongoing	Create an environment where tourists will be attracted to the Town and surrounding environment and generate another revenue source

### 2.3.4 Threats

Ref	Threats 22/23	Status	Comments
1	Unplanned Informal Settlements	Ongoing	The Spatial Planning and Land Use Management Act 16 of 2013 (SPLUMA) implementation will assist in eradicating this problem. Enforce full implementation of municipal by-laws as a legal option. Consider benchmarking with other municipalities with similar challenges. Proactive planning for development of new settlements
2	Municipal Grading	Ongoing	Negative effects in attracting and retaining skilled personnel in to the institution Intensify municipal marketing, branding and lobbying to leverage any opportunity
3	Litigation	Ongoing	Numerous cases brought against the municipality which are both costly to defend and time consuming in internal resource capacity
4	Land Tenure Rights (transferring of settlements to Council)	Ongoing	Consider upgrading land tenure rights in areas like Elandskraal, Regae and Leeuwfontein
5	Migration	Ongoing	Mayor to run a marketing campaign that seeks to promote the municipality and create job opportunities to cater for the increase in population
6	Water Shortage	Ongoing	Identification of alternative water resources such as boreholes and awareness campaign to use water effectively Engage relevant stakeholders to return the water services back to the Municipality
7	Environmental Degradation by Mines (Air, Land & Water)	Ongoing	Engage the local mines on the effect of their operations Develop related by-laws Enforce the regulations as contained in the National Environmental Management Act and the Mining Act
8	Increase in Traffic volumes/ Road fatalities with expansion of N11 & R573	Ongoing	Develop traffic management plans Develop road transport
9	Non- payment of rates and taxes	New	Proper data collection and continuous updating Develop a revenue collection model for the Municipality

Ref	Threats 22/23	Status	Comments
10	Social ills among them an increase in HIV/AIDS infections and murder cases.	New	Various community issues were identified with regards to health hazards, HIV/AIDS, murder, substance abuse and crime, high school drop- out rate and unregulated prostitution which required aggressive awareness campaign to be implemented. Develop Youth Development Strategy. Engage various relevant stakeholders and develop a joint plan for awareness campaigns.
11	Political opportunism	New	Adherence to code of conduct, Disciplinary code and procedures and legislative prescripts Capacitate Councillors on issues of good governance and management of confidentiality matters Discourage a practice of “ <u>Poloficialism</u> ” amongst employees and/or politicizing or using employees for political gain
12	Unemployment	New	Develop skills database for marginalised individuals within the municipality
13	Economic challenges	New	Continuous workshop for SMME’s on SCM regulations and processes to capacitate and empower them Implementation of LED strategy Engagement with Higher Education institutions on skill development increase employability Facilitate partnership with local commercial farmers with a view of transferring skills to local emerging farmers Provision of adequate staff complement in the LED division to enable coordination of programs related to training unemployed individuals
14	Community Unrest	Ongoing	Various forms of protests by disgruntled community members can lead to the destruction of whatever the community can lay their hands on for example vandalism of Municipal infrastructure, cars being burnt, road infrastructure damaged and ordinary innocent civilians become the target with businesses temporarily closing down and farms and mines losing production.

## 2.4 Departmental SWOT Analysis

The tables below indicate the strengths, weaknesses and opportunities identified at departmental level during the 2022/23 Lekgotla.

**TABLE 2: DEPARTMENTAL SWOT ANALYSIS**

### 2.4.1 Basic Service Delivery and Infrastructure Department

#### 2.4.1.1 Strengths

Ref	Strengths 22/23	Status	Comments
1	Adequate electrical capacity for immediate needs	Ongoing	Relevant upgrades done on an as and when the need arises basis.
2	Electrical Losses below 6%	Ongoing	Departmental meter reading with devices and images assist to keep losses low.
3	Electrical Backlog less than 5%	Ongoing	All areas grid connected with small backlog.
4	100% spending on all the MIG grant funding	Ongoing	All MIG spent as indicated in business plans or the benefit of the community.
5	100% spending on Energy Efficiency Demand Side Management (EEDSM) Grant.	Ongoing	The EEDSM supports our effort to reduce electricity consumption by optimising our use of energy. This grant is for the planning and implementation of energy efficient technologies ranging from traffic and street lighting to energy efficiency in buildings and water service infrastructure.
6	Political buy-in	Ongoing	Relevant support from political office bearers and applicable portfolio committees.
7	Project Management	Ongoing	All projects are now cash backed and tenders advertised no later than April of the preceding financial year to ensure projects effectively managed for completion as per the Capital project implementation plan.

#### 2.4.1.2 Weaknesses

Ref	Weaknesses 22/23	Status	Comments
1	Inadequate Machineries	Ongoing	Need for such machines as: Motor Grader; TLB and Tippers for effective service delivery.
2	No technical training	Ongoing	HR did not provide electrical technical training for more than 5 years. Some individuals arranged their own training.
3	No crane truck	Ongoing	The Municipality does not own a crane truck which is needed to do internal maintenance. It was on the previous budget but SCM did not process the tenders.

Ref	Weaknesses 22/23	Status	Comments
4	No customer help desk	Ongoing	The Council approved a position in the Electrical department to assist with admin and help customers but HR failed to appoint after advertising.
5	Slow SCM Processes	Ongoing	Development of procedure manual on handling infrastructure related SCM matters. Encourage evaluation and adjudication of bids within fairly reasonable time and as per supply chain policy. Evaluation and adjudication of bids taking too long which is negatively impacting service delivery. Development and adherence to set timeframes in the operational plan to avoid abortion of projects emanating from none sitting of SCM Bid committees.
6	No funding for lighting	Ongoing	The public lighting backlog is huge and no income is generated outside Marble Hall. Even if MIG funding is used for new installations it will not be possible for the Municipality to fund the electricity consumption and maintenance.
7	No funding for network expansion/new installations	Ongoing	All the available funding is necessary for the maintenance backlog including the refurbishment or replacement of old equipment and there is no funding for growth.
8	No electrical design software	Ongoing	The Department needs to do investigations for network loads, strengthening, densification, new connections and upgrades but don't have any network design software to assist. It was on the budget in the previous Financial year but SCM did not process the documents.
9	Lack of Monitoring of employees on site.	Ongoing	Without proper monitoring, it is difficult to achieve objectives and targets.

### 2.4.1.3 Opportunities

The Commission identified the following opportunities:

Ref	Opportunities 22/23	Status	Comments
1	The Commission identified the route of Public Private Partnership as an alternative to effective basic service delivery	Ongoing	Municipal Supply Chain Regulations and provisions allow for particular specialised sourcing requirements for the procurement of goods, works and services which require specific treatment. PPPs are one such alternative to municipal procurement challenges in line with National Treasury's MFMA Circular 37).
2	Partnering with tribal authorities	Ongoing	Traditional authorities play a critical role in the development planning process of the municipality. The municipality must maximise on the role of traditional authorities in line with the Traditional Leadership and Governance Framework Act 41 of 2003
3	Industrial expansions		This will boost the economy, infrastructure and revenue.

Ref	Opportunities 22/23	Status	Comments

#### 2.4.1.4 Threats

Ref	Threats 22/23	Status	Comments
1	No MV certification of staff	Ongoing	Staff working on Medium Voltage should be trained in ORHVS. This have been requested for several years and should injury or death occur the Municipality will be in an indefensible position. This have been requested from HR for several years without any result.
2	No operating certificates	Ongoing	All staff operating machinery should be trained and in possession of an operating certificate. If injury or death occurs the Municipality will be in an indefensible position. This have been requested from HR for several years without any result.
3	Old equipment	Ongoing	Due to budget constrains the focus and resources goes toward repairing and servicing equipment with no funding to replace old equipment that can fail at any moment.
4	Maintenance backlog	Ongoing	Due to the maintenance not being done because SCM did not process the tenders, equipment can start to fail resulting in injury and damages.
5	Obstruction of services	Ongoing	Because there is no implementation of town planning by-laws customers are allowed to obstruct services and potentially damage services. Structures are erected on the pavements on top of services. This prevents aces and also put the service at risk. (signs, generators, hawker stalls, barriers/fences, stock and waste-granite)
6	Vandalism and theft	Ongoing	Public lighting and buildings in the villages are being vandalised. Network equipment in Ext 6 are being stolen and vandalised.
7	Uncontrolled densification	Ongoing	Nearly every stand has additional rooms and or flats and on one residential stand there is even a workshop, shop, rooms and a house. The network was not designed for this load. This leads to unacceptable voltage drops, overloading of cables and transformers which can lead to equipment failure, litigation, damages and injury.
8	Failure to implement projects	Ongoing	The Municipality is continuing to fail with the implementation of projects that cannot get through SCM and the money cannot be rolled over so this backlog can never be recovered and just grows every year. This leads to an ever increasing backlog on maintenance, replacement and network strengthening and eventually the whole network will collapse as have been the case in other neighbouring Municipalities.
9	Aging infrastructure	Ongoing	Although it was considered that the municipality was incurring high levels of expenditure with respect to maintenance rather

Ref	Threats 22/23	Status	Comments
			than replacement, the current maintenance spend is around 3%, well below National Treasury guidelines of 8%.
10	Water Shortage	Ongoing	Identification of alternative water resources such as boreholes and awareness campaign to use water effectively. Engage relevant stakeholders to return the water services back to the Municipality.

## 2.4.2 Budget and Treasury Office

The department is responsible for providing strategic direction on financial planning, management and accounting as well as guidance and support to the senior managers within the Municipality regarding the implementation of and compliance with the Municipal Finance Management Act and related Treasury Regulations. The tables below indicate the departmental SWOT analysis outcomes of the Budget and Treasury Office (BTO) Commission discussion.

### 2.4.2.1 Strengths

Ref	Strengths 22/23	Status	Comments
1	Timely Billing	Ongoing	Billing and issuing of municipal accounts is done on time.
2	Cash-flow management	Ongoing	The department ensures Sound cash flow management.
3	Credible Budget	Ongoing	Credibly funded budget/cash backed budget
4	Skilled and competent personnel	Ongoing	Management and officials have minimum competency skills in Municipal Financial Management as required by the Municipal Finance Management Act 56 of 2003 (MFMA).
5	Effective financial management system	Ongoing	There is sound management of a range of interrelated finance components among them: planning and budgeting, revenue, cash and expenditure management, procurement, asset management, reporting and oversight.
6	Positive liquidity ratio	Ongoing	A positive current ratio means that the municipality has enough liquid assets to cover its short-term liabilities.
7	Compliant Asset Register	Ongoing	The department has a Generally Recognised Accounting Practice (GRAP) Compliant Asset Register. This ensures that the Municipality optimally and sustainably manages its assets and asset systems, their associated performance ,risks and expenditures over their life cycles for the purpose of achieving its organizational strategic plan.
8	Improved audit opinion.	Ongoing	The municipality maintained an Unqualified Opinion in the 2021/22 financial year. Striving towards a clean audit.



### 2.4.2.2 Weaknesses

Ref	Weaknesses 22/23	Status	Comments
1	Inadequate Procedures	Ongoing	There is a lack of standard operating procedure manuals
2	Poor Internal Controls	Ongoing	Ineffective internal controls decrease operational efficiency and effectiveness which results in poor financial performance.
3	Understaffing	Ongoing	There are currently vacant positions for example: Chief Financial Officer (CFO) and Accountant which has negative effect on our efficiency.
4	Poor Procedures	Ongoing	There is a lack of standard operating procedure manuals
5	Cash-flow management	Ongoing	There is limited Municipal Standard Chart of Accounts (MSCOA) compliance which weakens accountability and budget reporting processes.
6	Poor Debt Collection	Ongoing	Inability to collect outstanding debts due to lack of resources and enforcement of the credit control and debt collection policy.
7	Cost Management	Ongoing	There is a high cost of fleet management fuel and maintenance.
8	Revenue Loss	Ongoing	Non-functionality of municipal testing centre. Municipal vacant stand at extension.

### 2.4.2.3 Opportunities and Threats

Ref	Opportunities 22/23	Threats 22/23
1	Expansion Billing of services and property rates at Elandskraal and Leeuwfontein	Debts not collected within 3 years shall prescribe.
2	Enhanced support from treasury	Loss of revenue for debts not collected within 3 years.
3	Implementation of by-laws	Withholding of allocations due to roll overs.
4	Implementation of LED strategy	Withholding of allocations due to roll overs.
5	Powers of being a service provider for water function	Theft and fraud
6	Enhanced Credit Control and Debt Collection	Culture of non-payment

## 2.4.3 Corporate Services Department

The Corporate Services Department is responsible for rendering a comprehensive, integrated human resource and administration function to enhance service delivery and the welfare of all employees. The Corporate Services Department derives its mandate from Council's key development objective, i.e. institutional development and the IDP. It therefore means it is largely an internally focussed department with the primary aim of employee recruitment and development and enhanced and efficient administrative systems. The tables below indicate the departmental SWOT analysis outcomes of the Corporate Services Department Commission discussion.

### 2.4.3.1 Strengths and Weaknesses

Ref	Strengths 22/23	Weaknesses 22/23
1	Functional records management unit.	Lack of submission of information to registry.
2	Functional ICT unit.	Silo planning and poor inter-divisional support.
3	Effective ICT Infrastructure.	Problem of aging infrastructure.
4	Functional ICT system platforms.	Lack of ICT personnel and support. Lack of separation of functions.
5	Sound institutional arrangement.	Cascading down and implementation of resolutions by the divisions (i.e. Council minutes and resolutions, Lekgotla, Strategic Planning Session, etc.).
6	Linked Satellite offices.	Inadequate allocation of functions to satellite offices.
7	Responsive Legal Division (labour relations).	Poor distribution of Council Resolution within the department.
8	Approved HR policies.	Lack of Advocacy on Procedure Manuals, Policies and Bargaining Council Agreements within the division.
9	Functional Skill Development unit.	Lack of update on personnel information. Inadequate implementation of the policy. Ineffective Communication unit.
10	HR Systems in place.	Insufficient and inadequate office space. Lack of Electrical Backup in the institution Lack of adherence to HR system. Lack of proper office maintenance.
11	Allocation of bursaries to staff members.	Poor monitoring on the implementation of staff bursary policy.
12	HR Committees in place.	Misaligned Organogram and functions in the department.
13	Council stability.	Demotivated workforce in the department. None adherence to scheduled meetings.
14	Compliance with public participation requirements.	Lack of Human Capital

Ref	Strengths 22/23	Weaknesses 22/23
15	Coordinated special programs activities.	Poor work ethics in the department.
16	Established ward committees in all 16 wards.	Poor work ethics in the department.
17	Established Batho Pele Committee.	Inadequate service standards.
18	Advertisement of posts	Misuse of Municipal resources

#### **2.4.3.2 Opportunities and Threats**

Ref	Opportunities 20/21	Threats 20/21
1	Policies, Procedure Manuals and Bargaining Council Agreements.	Low Municipal Grading.
2	Erect municipal bill board to communicate municipal information	Litigations.
3	Erected municipal bill board to communicate municipal information.	Covid19 Pandemic and related regulation.
4	Advertisement of posts.	Political opportunism (i.e employees are unable to separate politics and administration).
5	Availability of bursaries for staff.	Oversight from both management and councillors.
6	Skills development opportunities for staff.	Lack of workshops (policies).
7	Interventions of organized labour	The gap between the political principals and administration.
8	Effective employee assistant program.	Non-adherence to policies.
9	Established Occupational Health and Safety (OHS) unit and Committees.	Lack of implementation of council resolutions.
10	Utilization of Satellite offices	
11	Inter- divisional support	

#### **2.4.4 Office of the Municipal Manager**

The Municipal Manager heads and leads Ephraim Mogale Local Municipality administratively and is subject to the policy directions of the Municipal Council. The main role of the Municipal manager is to balance and align the Municipality's administration with the political leaders' priorities and laws of the Ephraim Mogale Local Municipality Council. All section 57 Managers report directly to the Municipal Manager and are appointed in terms of the Local Government Municipal Systems Act 32 of 2000. Section 57 managers are responsible for the smooth running and operations of their departments/directorates. The Municipal manager also provides guidance and support to the internal auditors Division, Communications Division and the Legal Division. For achievement of the Municipality's major and most important goal: service delivery, the office of the Municipal Manager

works closely with and advises the Office of the Executive Mayor and the Office of the Speaker. The tables below indicate the departmental SWOT analysis outcomes of the Office of the Municipal Manager Commission discussion.

#### **2.4.4.1 Strengths and Weaknesses**

Ref	Strengths 22/23	Weaknesses 22/23
1	Risk Management Committee chaired by an independent person.	Ineffective Risk Management Committee.
2	Risk Management Governance Documents (i.e., Plans, Policies, Strategies and Charter).	Non-Implementation of Risk Management Governance Documents (i.e., Plans, Policies, Strategies and Charter).
3	Adherence to compliance in respect of National and Provincial Departments deadlines.	Misaligned Organogram and functions within department.
4	Approved and adherence to Audit, Risk Committee Charter and risk based annual internal audit Plan	Lack of capacity in the department.
5	Monitoring of Audit Action Plan.	Maintained unqualified Audit Outcome. Aspiring for clean audit.
6	Policies, and governing documents in place.	Non implementation of the remedial or action plan.
7	Functional Committees in place.	Ineffective internal controls.
8	Risk register is in place.	Non co-operation on risk assessment processes
9	Credible litigation register	Risk management reporting lines
10	Timeous respond to court documents	Non Implementation of risk mitigating factors.

#### **2.4.4.2 Opportunities and Threats**

Ref	Opportunities 22/23	Threats 22/23
1	Internal controls, policies and governing documents in place.	Ineffective internal controls.
2	Functional Committees.	Non seating of committees
3	Fast tracking of court cases	Litigation (By and against the municipality) High costs of litigation.
4		Ineffective Risk Management Committee.
5		Poor security of information.

#### **2.4.5 Planning and Economic Development**

The Planning and Economic Development Department (PED) Department for Ephraim Mogale Local Municipality is split into Spatial rationale and Local Economic Development (LED) Units. The Department seeks to provide integrated economic and development planning in the Municipality. Spatial planning refers to the methods used by the public sector to influence the distribution of people and activities in spaces of various scales in order to improve the built, economic and social

environments of communities. Separate professional disciplines which involve spatial planning include land use, urban / urban renewal, regional, transportation, economic and community planning. Spatial planning takes place on local, regional, national and inter-national levels and often results in the creation of a spatial plan. LED on the other hand is an approach towards economic development which allows and encourages local people to work together to achieve sustainable economic growth and development thereby bringing economic benefits and improved quality of life for all residents in a local municipal area. The following sector are key pillars of the economy: Agriculture, Tourism, Mining and SMMEs development. The tables below indicate the departmental SWOT analysis outcomes of the PED Commission discussion.

#### **2.4.5.1 Strengths and Weaknesses**

<b>Ref</b>	<b>Strengths 22/23</b>	<b>Weaknesses 22/23</b>
1	Sound, Comprehensive and Stakeholder Consultation based IDP Document aligned with SDBIP.	Insufficient budget for SMMEs
2	Timely Back-to-Basics reports and monitoring.	Staff turnover
3	Revised LED strategy.	None enforcement of by-laws.
4	Land audit Report.	Lack of Liquor By-Law.
5	Approved Spatial Development Framework(SDF).	Unreasonable tariffs.
6	Business Licensing Function.	Insufficient staff and high staff turnover.
7	SPLUMA and SPLUMA By-Law	Difficulties in the Implementation of SPLUMA

#### **2.4.5.2 Opportunities and Threats**

<b>Ref</b>	<b>Opportunities 22/23</b>	<b>Threats 22/23</b>
1	Fertile Agricultural Land.	Unplanned Settlements/Land invasions.
2	Mining expansion.	Unemployment.
3	Industrial expansions.	Inflation.
4	Flag Boshielo Dam.	Climate change.
5	Tompi Seleka College of Agriculture	Land invasions.
6	Strategic Located Land	Crime
7	Tourists attractions	Covid-19
8		Immigration

## 2.4.6 Community Services

The functions of the Community Services department cover KPA2, Basic Service delivery and KPA 5 Good Governance and Public Participation. Waste Management, Parks and Cemetery falls under Basic Service delivery which mainly focus on refuse collection, landfill site management, street cleaning, cemeteries where The Municipality is responsible for waste collection in Marble hall, Leeufontein and Elandskraal. Traffic and Licensing functions also fall under KPA 5 Good Governance and public participation.

### 2.4.6.1 Strengths and Weaknesses

Ref	Strengths 22/23	Weaknesses 22/23
1	Functional Registration & Licensing Centre	Insufficient operational plan
2	Fully skilled traffic officers	Low revenue collection
3	Licensed Landfill site	None enforcement of by-laws.
4	Improved customer care	DTLC insufficient building
5		Insufficient Staff
6		Non committed staff
7		No disciplinary measures against employees.

### 2.4.6.2 Opportunities and Threats

Ref	Opportunities 22/23	Threats 22/23
1	Implementation of extension of Licensing & Learners to satellite offices.	Driving, Licensing Testing Centre building not safe.
2	Revenue by implemented Traffic Contravention System	Climate Change
3	Revenue by extending waste collection to rural areas.	Air pollution
4		Department of Justice not supportive
5		Road condition affecting law enforcement performance.
6		Vandalism of equipment's (road signs)

## 2.5 Pains and Enablers

The SWOT analysis was evaluated to determine the contributory factors referred to as pains and enablers which either distract or support the attainment of the vision and these were established by posing the following questions:

- What is preventing us from achieving

- What do we have in our favour to achieve?

Table 3 below reflects the main pain and enabler factors that were extracted from the SWOT analysis and subsequent discussions and used as the basis for the development of appropriate strategic goals that will enable the attainment of our vision.

**TABLE 3: PAINS AND ENABLERS**

<b>Pains</b>	<b>Enablers</b>
Poverty Stricken Communities	Strategic Geographical Location
High rate of unemployment	Diversified Economy
Poor Revenue Generation/Enhancement	Revenue Sources
Ageing infrastructure	Utilisation of asset base
Segregated Human Settlements	Availability of Suitable land
Compromised Inter-Governmental Relations	Developmental Partnerships
Ineffective Governance (Systems and Processes)	Effective and Efficient Organisation
Unstable Human Resources Capacity	Capable and competent workforce

These pains and enablers will be used subsequently as the basis to build and develop our strategy map and subsequent strategic goals in Section C.

### **3. COUNCIL RESOLUTIONS**

A presentation was made at the commencement of the February 16-18, 2022 workshop at the Anew Capital Hotel in Pretoria with regards to the status of progress achieved with respect to implementation of interventions to address the resolutions emanating from the previous Lekgotla. During the feedback session additional input and other matters were raised Tables 4 and 5 indicate the outcome of discussions on resolutions.

**TABLE 4: STRATEGIC LEKGOTLA 2022/2023 COUNCIL RESOLUTION STATUS**

No	Item	Discussion	Resolution	Progress	Responsibility
1.	Communication and information management	<p>1.Municipal communication with communities is very minimal</p> <p>2. Issue of addressing and consulting the community should be taken seriously.</p> <p>3.Issue of social media - not doing that well</p> <p>4.The way information is processed and managed is very critical.</p>	<p>1. Take advantage of social media platforms such as Facebook and twitter to engage the community as it can connect and open doors</p> <p>2. Someone who is experienced (Communications Manager) to be employed and manage the website and Social Media Platforms</p> <p>3. The communications department need to pay attention to how information is relayed to all stakeholders to keep them informed.</p> <p>4 Records must be properly managed and accounted for as per the communications policy.</p>	<p>1. Communication Strategy</p> <p>Public Participation programme in place</p> <p>2. Funds provided in the process of the Adjusted budget for the provision of Wifi to all Wards</p> <p>3. There is a vacant post for a communications manager which need to be filled</p>	ICT
2	Fourth Industrial Revolution – Technological Advancement	<p>4IR – where is the municipality when it comes to this?</p> <p>Information is power and we must give our people easy means to accessing information. Most young people now have smart phone</p>	<p>The budget for putting the Wi-Fi's is there, therefore this project needs to be implemented for the benefit of our community.</p>	<p>The budget for putting the Wi-Fi's is there but yet to be implemented</p>	IT; BTO; Communications



No	Item	Discussion	Resolution	Progress	Responsibility
		which can be an easy way to access information and communicate with the municipality.			
3.	Proof of residence	<p>1. Community members are struggling to get proof of residence, as most villages are far from town</p> <p>2. Concern that councillors from other municipalities are issuing them why not with us</p>	<p>Need to obtain legal opinion with respect to who/what is legally permissible as Banks accept Tribal Authority, but not the municipality</p>	<p>1. Municipal issued proof of residence and business address are available at all three Satellite offices, and at the main office.</p> <p>The FICA Act does not limit proof of residence and business address to those issued by the municipality</p>	Corporate services
4.	Bermuda roads and Road maintenance	Potholes needs attention, roads not being repaired correctly – potholes left open, and this could cause trouble for the municipality.	<p>An integrated road network to be developed to deal with Bermuda roads as a priority matter</p> <p>Municipality need to reprioritise road maintenance and pothole filling to avoid litigations should accidents happen because of poor road conditions.</p>	<p>1. The progress is ongoing, and the municipality need to reprioritise roads projects particularly those that were implemented in the previous years and were never completed and there are no plans to complete them</p> <p>2. Coordinate submission of Provincial capital budget of municipal Provincial roads that need resources / budget</p>	infrastructure
5.	HR-Staffing, Salaries and competency levels	1. The municipality should re-visit the organogram and see how they can sort out the high vacancy issue. There is need for job profiling to match	<p>To be prioritised for better provision of services</p> <p>Council should approve the filling of some vacant posts. These vacancies</p>	The challenge is budget as the municipality does not have sufficient funds to employ).	HR

No	Item	Discussion	Resolution	Progress	Responsibility
		<p>competencies and skills to job functions and avoid misplacement of skills or recruitment of wrong people for the right job.</p> <p>2. The employees should be motivated and people who deserve relevant posts/vacancies must get them on merit and not because of nepotism.</p> <p>Salary not attracting skilled applicants</p> <p>Sometimes there is no need to create new posts given the Municipality is small, an official can just be given more duties depending on the workload the job has. This will save costs on salaries.</p> <p>There are too many employees and vacancies in the municipality at the same time.</p>	<p>should be advertised again as 6 months has lapsed.</p> <p>The manager's posts/vacancies should be filled, and others should be re-evaluated.</p> <p>There should be an audit on re-arranging the vacant posts. Where there is a department that has a lot of employees, some should be moved to other dept.</p> <p>Salaries issue needs to be addressed once and for all as it has been talked about at then 2019/2020/2021 Lekgotlas.</p>		

No	Item	Discussion	Resolution	Progress	Responsibility
6.	Human Resource Policies; Governance and Consequence Management	<p>Consequence management – to help the AG as this is the whole municipality’s responsibility. Some legal matters run beyond and are still outstanding. There should be consequences and the municipality should over see this. Legal cases costing the municipality e.g., the suspended MM (don’t know whether the municipality coming or going), the municipality is stuck.</p> <p>One of the issues consistently facing senior leaders, directors and managers, is their daily struggle to hold staff members and teams accountable for performance or for values. The reality is that, without consequence management, we are not leading, you are creating chaos. Our credibility as leaders is maintained, day by</p>	<p>Community campaigns to continually educate the community and leaders on accountability and consequence management</p> <p>Priorities resolution of legal issues with speed</p>	Corporate Services; HR; Legal	

No	Item	Discussion	Resolution	Progress	Responsibility
		<p>day, when we do what we say we will do.</p> <p>Educating leaders, and the community about desired valued behaviours is important, but, without accountability, those valued behaviours are just one more set of expectations that employees and other stakeholders can ignore.</p> <p>Consequence Management is not only punitive but must also recognise or reward those who perform as expected or demonstrate the Municipality's valued behaviours</p> <p>Attending of meetings – members should attend meeting and sessions.</p> <p>Council committees are short staffed; resources are not there.</p> <p>Monitoring and evaluation – managers clocking in but not</p>			

No	Item	Discussion	Resolution	Progress	Responsibility
		being available in their offices.			
7.	Skills Development for Councillors	Councillors need to be equipped with various skills such as communication, computer skills, conflict management, leadership etc. for them to be able execute their duties	Training for councillors	Ongoing	SDF, Corporate
8.	Dress Code	Dress code needs to be taken seriously by Councillors and officials as it enhances the image and culture of the organisation amongst employees and to the public.  When going to Council there is a formal dress code. However due to change of times, there needs to be an accommodation of semi-casual if necessary.	Formal dress code to be strictly enforced for officials but there will be leniency when it comes to Council Dress Code.	Conduct awareness campaign with respect to accepted dress code	Corporate
9.	Monitoring and Evaluation	Implementation is the greatest challenge in the Municipality. Governance and compliance must be monitored,	Have proper performance management systems and M&E systems in place  Do feasibility studies before implementing any programme and before	Ongoing	Project Management Unit (PMU)

No	Item	Discussion	Resolution	Progress	Responsibility
		<p>performance must be monitored and evaluated- are reports and any other documents being submitted on time or what is happening?</p> <p>The Municipality must constantly check if teams are on the right track to achieving objectives. Progress towards indicators and targets to ensure departments and individuals reach outputs, outcomes and impacts must always be checked. This is a gap in the municipality.</p> <p>The implementation - this is very necessary as they may agree on certain things but not do anything about it. It is important for the municipality to remember that this strategic session is for the community.</p>	going to strategic sessions to check the baseline		
10.	Risk Management	Risk management needs to be aligned with the audit.	Risk Management: to work hand in hand with the internal audit	Ongoing	Risk Audit

No	Item	Discussion	Resolution	Progress	Responsibility
11.	Lack of appropriate office space	<p>Lack of a conducive working environment hampers effective execution of daily duties</p> <p>Lack of office space – which is a challenge for the Human Resource staff. It appears to be the failure of the HR, which is not the case, rather it is due to budget constraints. People get appointed and sit there without the necessary furniture/computers. This should be looked at in the long term and not short term.</p>	<p>Consider mobile offices as neighbouring municipalities are using this option.</p> <p>Consider sharing of office space as well as converting some unused garages/parking space at the Municipality into make-shift offices.</p>	<p>1. The 2022/2023 Building Maintenance budget to cater for the activity in the next financial year as the 2021/22 budget available cannot cater for the project</p> <p>2. Municipalities are required to send detailed information to National Treasury if they are contemplating building new main office buildings (refer to MFMA Circular 51).</p>	Town planning
12.	Revenue Enhancement	<p>Per the debtors age analysis, it is evident that the municipality is owed a lot of money for a long period.</p> <p>We should not have strategies that exceeds our budget so that we do not experience problems. Budget needs to be looked into very seriously.</p>	<p>Check on progress of the appointed service providers and an update be provided</p> <p>Adhere to budgets</p> <p>Ensure there is rigorous debt collection and credit control policy implementation.</p> <p>Training on debt collection and credit control</p>	<p>1. Service provider paid on a commission basis on debt recovered based on debtors less than 120 days</p> <p>2. Debtors over 120 days are handed over to Debt Collection Agencies</p> <p>3. The general valuation was reviewed and additional properties were included in the Valuation roll which increased the revenue</p>	BTO

No	Item	Discussion	Resolution	Progress	Responsibility
		Inaccurate valuation roll results in non-payment of property rates by residents  No revenue is being collected from Billboards	Review of the current valuation roll to deal with the discrepancies identified.  Refuse collection revenue must be collected  Bi-laws to be established to enhance Bill board revenue collection		
13.	Geographical name changes	There is need to have a budget for Geographical name changes to facilitate consultation and other requisite processes, can't be done without the budget.	What is needed is the budget – put something on the ground to be able to implement this.  Affiliated with SALGA and they must encourage the municipalities to liaise with the office of the District and submit names that need to be changed.	1. Progress slow in implementing street names and AG queries allocation of costs for items not reflected on the Asset register	PED
14	Mayor's Cup	It does not represent what the sport should represent. Just like DiTurupa, there is little awareness among councillors on the event.	Councillors must be informed well in advance about what the programme entails.  There is need for a discussion on what the outcome and expectations should be.	Ongoing	Communications
15.	Municipal grading	The lower grading hinders attraction of skilled people and also demoralise councillors to execute their duties effectively	COGHHSTA to assist the municipality with the upgrading of the current municipal grading	Ongoing	MM



No	Item	Discussion	Resolution	Progress	Responsibility
16.	Asset Management and Infrastructure Maintenance	<p>Issue of maintenance – challenges in the communities needs to be brought forward to Infrastructure so they can be dealt with.</p> <p>Maintenance of the parks – Councillor for Ward 8 requested that Parks in Ward 8 must be added for maintenance.</p> <p>Maintenance of buildings – the municipality has a lot of buildings that they are neglecting and they should take care and maintain them before they deteriorate and cost the Municipality more.</p> <p>Infrastructure and maintenance monitoring is very poor. Issues of the trucks being misused must be addressed.</p>	<p>It should be everyone’s responsibility to ensure that they are taking care and monitoring what is happening in the community and safeguard Municipal infrastructure and the community must be educated about this.</p> <p>Maintenance of the community halls, parks and auditoriums must to be prioritised.</p> <p>Consequence management when it comes to infrastructure and asset handling</p>		
17.	Community halls	Not generating any revenue	To be revamped and have a rate for hiring	1. Maintenance on municipal buildings is the competency of Planning Dept.	Corporate Services

No	Item	Discussion	Resolution	Progress	Responsibility
				<p>and rental tariffs has always been determined and passed with the annual budget</p> <p>2. Council resolution passed at R2 000/day</p> <p>3. Need to establish acceptable level of standard inclusive of Stadia and extensive refurbishment required</p> <p>4. Difficulty arises as land tenure rests with the community, but facility hiring is a potential source of revenue</p>	
18.	Waste	There is a lot of waste from the surrounding farms which is not utilized	The waste from farms to be utilised for revenue generation as a means of alternative generation of electricity	It is a complex situation as we are still without income from other areas. The Integrated Waste Plan which is still to be finalised will have to make proposals in this regard.	Community services
19.	Performance management	No Performance Management Systems which is in violation of the Systems Act	A need for a credible Performance Management Systems that promotes performance of individual and institutional performance	<p>Need to secure total management buy-in through training and continuous mentorship in 2020/2023.</p> <p>Appoint PMS Officer as a matter of urgency</p>	PMS

No	Item	Discussion	Resolution	Progress	Responsibility
20.	Cemeteries	Most cemeteries are full to their capacity and a promise to dig graves at a cost not kept	A need for extension of cemeteries or land for new Feasibility study to be undertaken for digging graves that will also generate revenue	1. A TLB to dig graves was budgeted for, but the funding was reallocated to other projects 2. Additional cemeteries required (growing population), but land an issue in both LM & tribal land and also cater for pauper funerals 3. Need external consultant to conduct study in 2019/20 4. Council requested to assist in resolving outstanding resolution due to complexity of factors 5. Can a crematorium be considered considering diverse culture attitudes 6. Various cemeteries need fencing as currently vandalised, consider more sustainable means such as palisade or other cost-effective solution	Community services
21.	Waste Removal; Pollution; Sanitation	There is a lot of littering in villages No toilets at cemeteries The pollution issue due to the mines need to be dealt with as	Waste bins to be provided to also eliminate baby diapers being disposed every where At least 2 toilets need to be put at the cemetery.	1. Additional waste containers is in the process of being delivered. Containers were placed at new extension Leeufontein, Ragae, Mokganyaka taxi rank, Manapyane, and Mokganyaka clinic	Community Services

No	Item	Discussion	Resolution	Progress	Responsibility
		it may have an effect of the food e.g. Spar.		2. Some villages willing to pay a flat rate, possible revenue source  3. This project is ongoing	
22.	Water Authority	How about taking a council resolution and send to the Minister as the Municipality has capacity to manage its water affairs  The water issue – the Sekhukhune District Municipality pays their rates but are experiencing water issue (crises).	There should be integrated resolution plans (reclaim the provider and not the authority)	To be implemented	MM
23.	Indigent Register	Indigent register not credible and the number of beneficiaries is not reflecting the poverty stricken status of the municipality	1. To ensure that more qualifying beneficiaries are registered  2. Launch an indigent registration drive From ward to ward	1. Number of registered Indigents to be confirmed as figures of 1500 and 1900 being quoted  2. Finance are not the responsible department for this project, proposal to assign to Corporate Services accepted	Corporate Services
24.	Bi-Law Enforcement and Hawker Management	The the Municipality cannot operate efficiently and effectively without By-laws and their strict enforcement.	The issue to be urgently addressed  Enforce by-laws and manage the sprouting of uncontrolled shops.	Yet to be implemented	MM, HR, Legal

No	Item	Discussion	Resolution	Progress	Responsibility
		<p>There are a lot of stalls and illegal hawkers – some undocumented migrants. It's dis-organised. Law enforcement should take charge and the issue must be controlled.</p> <p>Bi-laws to be established to enhance Bill board revenue collection as people are erecting Billboards wherever they want without paying any rent to the Municipality</p>	<p>Hawkers to be relocated to better and safer places</p> <p>By-laws to regulate them to be developed</p> <p>Bi-laws to be established to enhance Bill board revenue collection</p>		
25.	Local Economic Development	<p>Developing Marble Hall as a town of choice and not just have a Dorpie. Have order.</p> <p>Training of SMME's (lack of budget) – regulate and help uplift to eliminate unemployment.</p> <p>Demarcation – uplifting of the auditorium.</p>	<p>Small, Medium, and Micro Enterprises (SMMEs) incubation and training of new venture creations to be priorities – source funding for this.</p>	To be implemented yet	PED

No	Item	Discussion	Resolution	Progress	Responsibility
26.	Security	<p>Issue of security – this is a big issue as there is no safety in the Municipality.</p> <p>Proper security fence or Wall to be constructed around the Admin building.</p> <p>Need for proper benchmarking with other Municipalities were the function of Security is allocated.</p>	<p>The Municipality must be a safe haven for everyone and security must be enhanced.</p> <p>Closed-circuit television (CCTV) cameras to be installed around all Municipal buildings including traffic department and Workshop. The Control centre to be place in the ICT office</p> <p>Security guards to be deployed to all Municipal buildings.</p>	Ongoing	Community Services
27.	Electricity	<p>The municipality suspended the implementation of high mast light projects based on the recommendation from MIG.</p> <p>The challenge was that previous high mast projects could not be completed due to the failure by Eskom to provide new supply points. MIG requires that a project be completed in time and this includes the connection so that the asset can be operational. In some cases,</p>	<p>The municipality should start to implement mast projects again despite the challenges experienced with Eskom with the provision of new electrical supply points for the projects.</p> <p>The Director Infrastructure should register mast light projects with MIG when there is an opportunity according to the Public Lighting Master Plan</p>	Yet to be implemented	Infrastructure

No	Item	Discussion	Resolution	Progress	Responsibility
		<p>ESKOM took 2 to 3 years to install the supply points which was unacceptable for MIG.</p> <p>The second challenge was that the Municipality did not have the funding to do the projects without MIG.</p> <p>The Municipality developed a Public Lighting Master plan and the solar option for mast lights is not economical yet.</p>			
28.	Farms and Agriculture – LED	<p>LED – there is an issue of discrimination in terms of the selling of the farms. Black people should also be given the opportunity to buy farms to develop the economy and the municipality should assist in this regard.</p>	<p>A budget should be created and allocated towards agriculture.</p>	<p>Yet to be implemented</p>	<p>LED</p>

**TABLE 5: OTHER MATTERS RAISED**

No	Item	Discussion	Solution	Responsibility
1	Grading disparity	Need to address the issue of salary levels between Administration and Councillors, currently standing at (3) & (2) respectively	Address grading disparity between Councillors and Administrative staff	MM
2.	The Mine	The mine is not beneficial to the municipality and the local community.	There must be corporate social responsibility so that the community can benefit from the presence of the mine	PED
3.	Development Plans	Need to cater for projects inclusive of the environment and disaster management	1. Develop a Disaster Management Plan (DMP) 2. Develop Environmental Master Plan and Management framework	Community Services
4.	Staff competency levels	Need to reassign employees who are not competent in the current positions after due process has been followed	1. Conduct an employee satisfaction survey to determine underlying reasons for poor work ethics 2. Conduct skills needs audits and align it to the Workplace Skills Plan (WSP)	Corporate Services
5.	Supply Chain Management (SCM)	Staff need training on best practice and legislative and internal process compliance	Develop SCM Standard Operating Procedure Manual	BTO
6.	Cost curtailment	1. All operational costs to be reviewed with the focus to reduce where appropriate	1. Consider utilising electronic transmission of documents and USB and reduce the number of hard copies	All Directorates



No	Item	Discussion	Solution	Responsibility
		<p>2. NT Circular 89 Dec 2017 states – “There is a need for municipalities to focus on collecting revenues owed to them, and eliminate wasteful and non-core spending”</p> <p>3. NT Circular 89 Dec 2017 states – “controlling unnecessary spending on nice-to-have items and non-essential activities as was highlighted in MFMA Circular No. 82”</p> <p>4. NT Circular 89 Dec 2017 states – curbing consumption of water and electricity by the indigents to ensure that they do not exceed their allocation</p> <p>5. Reference NT Circular 70 - for examples of non-priority expenditure that must be eliminated</p>	<p>2. Implement training on “Go Green”</p> <p>3. Consider renting of municipal houses to increase revenue source, existing tenants requested to pay or be evicted</p> <p>4. Enforce guidelines as per MFMA Circulars 70, 82 and 89</p>	
7.	Illegal occupation of land	Public Works Department not resolving issue	<p>1. Curb random land invasions by enforcement of By-laws</p> <p>2. Formulate a plan to address including unpopular forced evictions of squatters if permissible</p> <p>2. Issue with tenure of ownership as land can be common property, Tribal or State owned</p> <p>3. LM can take decisive action such as employing Red Ants to effect forced evictions</p>	PED
8.	High backlog in terms of water provision, sanitation and road construction and high mast light installations	Presented by the Municipal Manager and raised as a challenge in her review of the Draft 2016/17 Annual Report highlights	<p>1. Co-ordinate with the WSA the implementation of projects from the Water and Sanitation Master Plan</p> <p>2. Extension and maintenance of public lighting network</p>	Infrastructure

No	Item	Discussion	Solution	Responsibility
			3. Coordinate submission of capital projects (Roads) for submissions to Province	
9.	Restructuring programme	Implementation impacted as there was no employee job descriptions or employment contracts in place	Job evaluation currently in progress, but resilience to implementation experienced with Unions	Corporate Services
10.	Indigent registration process	Councillors raised concern that although they have been active in enrolling qualifying persons there appears no change in numbers registered	Conduct survey and re-validate the indigent register annually	Corporate Services
11.	SPLUMA	<ul style="list-style-type: none"> <li>1.Plans to address past spatial and regulatory imbalances and standardise land use management</li> <li>2.Awareness campaigns conducted specifically with Tribal Authorities</li> <li>3.Lack of internal capacity to fully implement</li> <li>4.Applications are being reviewed even involving the District</li> </ul>	<ul style="list-style-type: none"> <li>1. Implement SPLUMA and associated Regulations</li> <li>2. Foster sound working relationships with Tribal Authorities</li> </ul>	PED
12.	Use of Consultants	<ul style="list-style-type: none"> <li>1. The need to minimise the use of Consultants was raised, but certain departments have limited resources and the necessary competence levels</li> <li>2. NT Circular 74 states – make use of consultants and other service providers in the course of daily operations</li> </ul>	Current Consultant service providers to be carefully monitored to ensure adequate transfer of skills and knowledge	All Directorates
13.	GOGHSTA IDP Assessment	<ul style="list-style-type: none"> <li>1.Ephraim Mogale has scored 138 out of 155 and was rated High for the 2017/18 financial year</li> <li>2.There was a general impression of disappointment that Sector department such as GOGHSTA provide insufficient feedback and assistance</li> </ul>	Re-evaluate IGR and District Forum functionality	Office of the MM

No	Item	Discussion	Solution	Responsibility
14.	Implementation of Council resolutions	Need to improve the timeframe of resolving and implementing intervention strategies	A plan of action to be developed and monitored and submitted to Council on a quarterly basis	Corporate Services
15.	Sector Departments	Although they are made aware of our priorities they only send junior officials to discuss	1. Absence of Sector Plans impacting on IDP credibility and AG's opinion with respect to project implementation requested by Sector departments, but not reflected in IDP 2. Need the Premier's Office to address this issue with respective Sector departments 2. Premier's Office responded that the LM's need to align their Calendar of Events with the Provincial Corporate Diary to ensure that appropriate representation is provided at local level	Corporate Services and Office of the MM
16.	Circular 89 18/19 MTREF Guidelines	Reprioritisations within the regional bulk infrastructure grant, water services infrastructure grant and municipal infrastructure grant will be made to fund the Bucket Eradication Programme	In conjunction with the district address the high backlog in the provision of basic levels of sanitation through installation of VIP toilets (refer proposals cited in Circular 89, Dec 2017 with respect to reprioritization of grant funding to fund the Bucket Eradication Programme)	Infrastructure
17.	Circular 89 18/19 MTREF Guidelines	Version 6.2 of the mSCOA chart to be used for the 2019/20 MTREF	Included in 2019/20 short term strategies	BTO
18.	Service Level Standards	NT Circular 89 Dec 2017 states – "Municipalities are advised to update the service level standards to align to	Update Service Level Standards and submit to Council for approval as per Circular 89 guidelines	Infrastructure

No	Item	Discussion	Solution	Responsibility
		the new IDPs that were compiled after the 2016 Local Government Elections”		

## **SECTION C:**

### **4 MUNICIPAL STRATEGIC INTENT**

#### **4.1 Introduction**

Strategic intent refers to the purpose that the organisation strives for. These may be expressed in terms of a hierarchy of strategic intent or the framework within which an organisation operates, adopts a predetermined direction and attempts to achieve its strategic goals. The hierarchy of strategic intent covers the vision, mission, value system, strategic goals, objectives, outcomes and targets.

The organisation's strategic intent is most important and focuses on the organisation's plans and objectives in its day-to-day business. It is of critical importance to realise that even if the values and strategies are well designed and enunciated, the success would depend upon their implementation by individuals in the organisation, therefore this is a pivotal factor. The strategic intent compels an organisation to reconceptualise its current business practices and articulates how the future would be worth being in the future. In essence the vision and mission statements look into the future more rigorously.

##### **4.1.1 Vision**

Vision and mission statements are the starting points for strategy development. As a rule, vision and mission are determined early on in the strategic planning process. There is an on-going debate about which begets which;

- Does mission stem from vision?
- Does vision evolve from mission?
- Is it an iterative process?

In fact, vision is that igniting spark that can inspire and energise people to do better. The focus of a vision is to reach out hungrily for the future and drag it into the present. The vision statement describes the Municipality's overall purpose, what the Municipality is striving for, and what it wants to achieve in the long term. The vision statement is the basis for everything we do and encapsulates the long term goal of the Municipality. Councillors and Employees look to the vision statement for long-term direction. To quote Tom Peters, "Developing a vision and living it vigorously are essential elements of leadership". The latest trend in many organisations is to apply the "VIP" approach i.e. "Vision Integrated Performance."

Articulating a vision is the soul-searching activity, where an organisation tries to answer the critical questions like 'why are we here' and 'where are we today'? This analysis of the present is essential, because it provides the true picture of today from where we begin the journey towards the future. The vision is a compelling but not controlling force that shows us where we want to be. In order to

strategically place the municipality in a position to meet community needs, it develops and continuously reviews its vision and mission to ensure that there is alignment between then vision and the strategies set for the municipality as informed by the dynamic socio-economic needs of the community.

The vision, mission and values of the municipality were reviewed and debated during the 2022/23 Lekgotla and the following new statement was adopted by Council at the Lekgotla:

### **“A World Class Agricultural Hub of Choice”**

The political and administrative delegates attending the current Lekgotla concurred that the vision needed to change from simply “Agricultural Hub of Choice” to “A World Class Agricultural Hub of Choice” to articulate the future destination and aspirations of the Ephraim Mogale Local municipality for the next 5 years and beyond.

#### **4.1.2 Mission Statement**

As in the case of the vision statement the political and administrative delegates agreed that the existing mission statement would remain without amendment.

### **“To involve the community in the economic, environment and social development for sustainable service delivery”**

Subsection 2 of section 152 of the Constitution is prescriptive in what the municipality must strive to achieve, within its financial and administrative capacity, to achieve the objectives set out in subsection (1). The mission statement outlined above fully conforms to section 152 of the constitution as it guides the municipality towards ensuring that the mission statement adheres to the intent of the constitution for local government organisations.

#### **4.1.3 Values**

It is commonly known that incorrect assumptions about an organisational value system can lead to misunderstandings at best and result in failed projects and lack of provision of basic services at worst. Hence, a value system is a fundamental belief that is inculcated and practiced in the organisation. In fact, the organisational culture is often dependent on its value systems and It must be remembered that unless these values are internalised by one and all in the organisation, they derive into the so called “nice to have kind of thing” or beautiful wall hangings.

The key fact about culture is manifested in the organisations value system and can be determined by answering the following questions:

- What is important to our organisation?

- How are decisions made?
- Who is in charge?
- How do I relate to other employees and groups within our organisation?
- What behaviour is rewarded and recognised?
- What is compensation based upon?

These are fundamental questions, which if answered honestly will define the culture of the organisation. The values are also underpinned by the Batho Pele principles.

As in the case of the vision and mission statements the opportunity was taken at the Lekgotla to review the existing value system of Ephraim Mogale Local Municipality and it was agreed by all delegates to keep the current 6 values, which are reflected in the table 5 as follows:

**TABLE 6: EPHRAIM MOGALE LM VALUES**

Value	Description
Communication	Everybody is empowered within the whole community
Transparency	Invite and encourage public sharing and democratic participation in council's activities.
Commitment	Focus and concentrate on council's core activities in a consistent manner.
Transparency	Conduct council's business in a fair, responsible, flexible, equitable and honest manner.
Accountability	Report regularly to all stakeholders regarding council's actual performance.
Teamwork	In all aspects of conducting ourselves and our mandate, we will focus on service excellence.

#### 4.1.4 Strategy

Providing strategic direction entails aligning the vision of the municipality and encapsulating the intent thereof into the IDP in order to ensure that the municipality serves the needs of the community with effective, efficient and economical service delivery. From the vision, mission and values review, strategic objectives based on the critical success factors of the municipality were developed. For every strategic objective, a strategy and outcome inclusive of strategic indicators and strategic projects were developed. This process involved conducting an in-depth analysis to identify performance related issues in the previous year(s), the changes that have occurred and their impact on the strategic focus of the current IDP and the way forward. In terms of its mandate the municipality conducted a SWOT analysis as discussed in Section B to determine its strong points and weaknesses to work on in order to ensure the achievement of strategic objectives listed in this document.

Ephraim Mogale Local Municipality held a Strategic Planning Lekgotla on the 16<sup>th</sup> – 18<sup>th</sup> of February 2023 involving the Mayor, Mayoral Committee, Council, Senior management and relevant Sector

departments among them: the Department of Agriculture. The purpose of the strategic planning workshop was to develop a revised IDP based on the review of strategic goals, objectives, strategies, status quo analysis and current community needs. The review and development of the strategic goals was effected by way of crafting a Strategy Map which creates a picture of the strategic intent of the municipality. It depicts the strategic goals in support of the strategy in terms of different perspectives and their respective inter dependency based upon the Balanced Scorecard methodology as developed by Kaplan and Norton, namely:

- Learning and growth perspective,
- Institutional perspective,
- Financial and
- Customer perspectives

The Balanced Scorecard model has proved to be the most popular performance and strategic management tool used by both public and private organisations nationally and internationally. The benefits of implementing the model include the provision of strategic focus and direction to the organisation; improves governance and accountability; promotes alignment and transparency and improves management effectiveness.

Based on the outcomes from the SWOT analysis both at Institutional and Departmental levels (refer to Section B), pains and enablers were identified which served to assist the development of the strategic goals that are reflected in Table 7 below.

**TABLE 7: STRATEGIC GOAL DEVELOPMENT**

<b>Pains</b>	<b>Enablers</b>	<b>Proposed goals</b>
Poverty Stricken Communities	Strategic Geographical Location	Empowered Communities
High rate of unemployment	Diversified Economy	Inclusive Economy
Poor Revenue Generation/Enhancement	Revenue Sources	Financial Viability
Ageing infrastructure	Utilisation of asset base	Accelerated Service Delivery
Segregated Human Settlements	Integrated Planning	Plan for the future
Compromised Inter-Governmental Relations	Developmental Partnerships	Accelerated Service Delivery
Ineffective Governance (Systems and Processes)	Effective and Efficient Organisation	Sound Governance Practices
Unstable Human Resources Capacity	Capable and competent workforce	Skilled and Retained Workforce

The outcome of the workshop yielded clear and tangible strategies based on the critical success factors of the municipality, inclusive of strategic objectives, outputs, outcomes, indicators and targets to measure the intended results to be achieved and these were adopted by the delegates attending the Strategic Lekgotla. The Strategy map of Ephraim Mogale Local Municipality is articulated in the Figure 1 below.



**FIGURE 1: EPHRAIM MOGALE LM STRATEGY MAP**

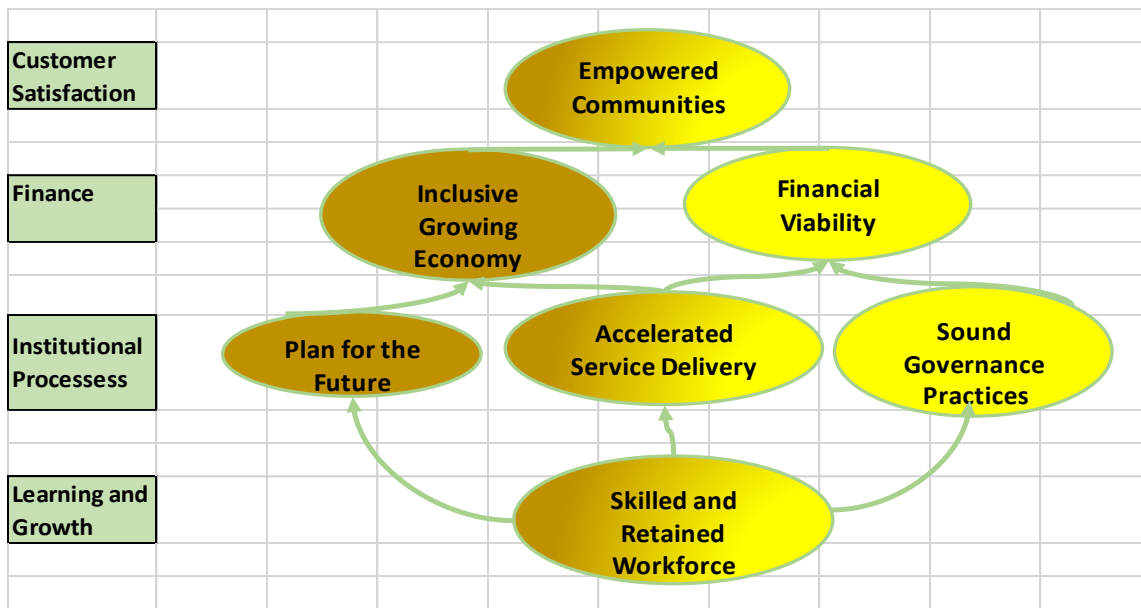


Table 8 below details the goal statement and preferred outcome of each strategic goal along with its alignment to the designated Key Performance Areas (KPA).

**TABLE 8: STRATEGIC GOAL, STATEMENTS, OUTCOME AND ALIGNMENT TO KPA'S**

KPA Description	Strategic Goal	Goal Statement	Goal Outcome
KPA 1: Spatial Rationale	Plan for the future	Building Integrated Human Settlements	Effective regional Land Use management
KPA 2: Basic Services Delivery and Infrastructure Development	Accelerated Service Delivery	The primary focus of this goal is the eradication of service backlogs, balanced with community needs priorities and funded by means of own resources and available grants	Eradicate service delivery backlogs
	Empowered Communities	Provision of amenities to communities for recreational purposes to encourage incorporation of sporting bodies to develop formal sporting codes, aimed specifically at the Youth and previously disadvantaged persons	Self-actualisation
KPA 3: Local Economic Development	Inclusive Economy	To engage with external partners (mines) with a view to solicit funding to establish SMME and Co-Operatives	Sustainable growth and job creation
KPA 4: Municipal Transformation and Institutional Development	Skilled and Retained Workforce	Optimising Human Capital by way of the development of skills transfer and the improvement of knowledge management through continuous training and mentorship programmes	Capacitated workforce
KPA 5: Municipal Financial Viability and Management	Financial Viability	The ability to generate sufficient income to meet operating payments, debt commitments and where applicable, to allow growth while maintaining service levels	Financial liquidity
KPA 6: Good Governance and Public Participation	Sound Governance Practices	Create a culture of exercising ethical and effective leadership towards achieving transparency, good performance, effective oversight and legitimacy and accountability	Effective Oversight

Strategy is about those broad priorities that are to be pursued in order to achieve the vision and mission of Ephraim Mogale Local Municipality as stipulated in Section 4.1.1 of this document. Having developed the high level strategic goals and objectives, the Balanced Scorecard model and the Logical Framework serve as tools for effective translation and implementation as well as monitoring and evaluation of manageable strategic objectives, outputs, outcomes, impacts, programmes and developmental strategies.

## 4.2 Strategic Objectives

### 4.2.1 Introduction

Definitive strategic objectives provide a way of measuring the progress towards the achievement of the strategic goals of the municipality and is the vehicle of turning the Vision into reality. Strategic objectives are detailed, valued, and timed plans of what the municipality will do to meet each strategic goal. They set out a work plan for the organisation, typically over a twelve-month period. Strategic objectives must be Specific, Measurable, Achievable, Realistic and Time bound (SMART).

Strategic objectives are equivalent in meaning to high-level outputs for each programme and clearly state what the municipality intends doing (or producing) to achieve its vision. Strategies devised from the strategic objectives relate to careful plans or methods for achieving particular goals. ‘You cannot manage what you do not measure’ is a well-known proverb, therefore indicators and targets were identified to measure the achievement of outcomes and strategies. Proposed projects to be implemented over the next three financial years were identified in order to implement the immediate short term strategies. A summary of the developed strategic objectives and their respective purpose statement and outcome is detailed in Table 9 as follows.

**TABLE 9: BROAD STRATEGIC OBJECTIVES, STATEMENTS AND OUTCOMES**

Strategic Objective	Objective Statement	Outcome
To improve social well-being	Provision of services with respect to social, education and recreational needs that are accessible to all communities regardless of age, gender and previously disadvantaged persons	Safe, healthy empowered communities
To grow the economy and provide livelihood support	As a result of the high unemployment rate within the municipal area, special emphasis should be placed on local economic development and job creation initiatives and development of partnerships to capacitate SMME and Co-Operatives	Enhanced and sustainable local economy
To become financially viable	Increased revenue generation to ensure a balanced budget to provide for both operational and capital project funding whilst growing investments and cash reserves to become less grant depended	Increased generation of own revenue and sufficient reserves for investment into communities and reduced grant dependency
To improve community well-being through	Implementation and provision of basic services to an approved minimum	Improved access to basic services

Strategic Objective	Objective Statement	Outcome
accelerated service delivery	level of standards in a sustainable manner; as per the national guidelines	
To build Integrated human settlements	To ensure that municipal development planning is harmoniously used and well managed	Rationally developed and sustainable integrated human settlements
To create a culture of accountability and transparency	Effective enforcement of internal financial and administrative systems supported with functional Audit and Risk controls and sound relationships between political and administrative structures	Sound governance through effective oversight
To develop and retain skilled and capacitated workforce	The municipality must attract and retain skilled personnel to inculcate a culture of customer focused, competent staff dedicated to improving service delivery whilst creating a conducive working environment for all its employees	Effective and efficient workforce focused on service delivery

This step in strategy formulation acts as the integration of strategy and operational planning. Strategy is about those broad priorities that are to be pursued in order to achieve the vision and mission. The Strategic Objectives developed in prior years were maintained and their alignment to the outputs of Output 9 and Key Performance Areas as stipulated by the Department of Cooperative Governance and Traditional Affairs, are expressed in Table 10 below.

**TABLE 10: STRATEGIC OBJECTIVE ALIGNMENT TO OUTPUT 9 AND KPA'S**

KPA	Description	Outcome 9 Outputs	Strategic Objectives
KPA 1	Spatial Rationale	Actions supportive of the human settlement outcomes	To build Integrated human settlements.
KPA 2	Basic Services Delivery and Infrastructure Development	Improved and decent standard of living of the Ephraim Mogale Community.	To improve community well-being through accelerated service delivery
			To improve social well-being of the Ephraim Mogale Community.
			To effectively manage the construction and maintenance of roads and storm water infrastructure.
			To effectively manage the construction and maintenance of electrical infrastructure.
			To effectively manage the construction and maintenance of Municipal building and facilities.
			To manage and facilitate Engineering service provision for infrastructure development.
KPA 3	Local Economic Development	Implemented community work programmes.	To grow the economy and provide livelihood support
KPA 4	Municipal Transformation and Institutional Development	Differentiated approach to municipal financing, planning and support	To develop and retain skilled capacitated workforce
KPA 5	Municipal Financial Viability and Management	Improved municipal financial and administrative capability	To become financially viable
KPA 6	Good Governance and Public Participation	Refined ward committee model to deepen democracy	To create a culture of accountability and transparency
		Single co-ordination window	

These Strategic Objectives serves as the vehicle for effective translation and implementation of manageable strategies, outcomes, programmes and appropriate measurement. Ephraim Mogale Local Municipality's strategic objectives are discussed in more detail in Section 6.3.

The Final Strategic Document will reflect a Strategic Scorecard, referred to as Appendix A.

## 4.2.2 Strategic Objectives and Programmes

The Strategic Objectives Programmes were developed taking cognisance of the **vision/mission** statements as well as other contributing factors of the municipality and are reflected in Table 11 below.

**TABLE 11: STRATEGIC OBJECTIVE PROGRAMMES SUMMARY**

KPA	Strategic Objective (s)	Programme (s)
KPA 1 Spatial Rationale	To build integrated Human Settlements.	Spatial Planning.
		Land Use Management.
		Building Plans Administration.
		Housing.
		Facilities Maintenance Management.
KPA 2: Basic Service Delivery And Infrastructure Development	To Improve community well-being through provision of accelerated service delivery.	Electricity.
		Water and Sanitation.
		Roads and Storm Water.
	To effectively manage the construction and maintenance of roads and storm water infrastructure.	Project Management.
		Environmental Management.
		Waste Management.
	To improve social well-being of the Ephraim Mogale Community.	Sports And Recreation
		HIV & AIDS and other Diseases
		Cemeteries
	To effectively manage the construction and maintenance of electrical infrastructure.	Arts and Culture
		Libraries
		Safety and Security
	To effectively manage the construction and maintenance of Municipal building and facilities.	Community Facilities Management
Parks Management		
To manage and facilitate Engineering service	Disaster Management	
KPA 3: Local Economic Development:	To grow the economy and provide livelihood support	Creating an enabling environment
		ICT development and governance and improve skills development and training.
		SMMEs and Informal Business Development.
		Tourism development and promotion.
		Agro-processing industrial development.
		External Social Partnerships.
Mining development and promotion.		

KPA	Strategic Objective (s)	Programme (s)
		Extended Public Works Programme (EPWP).
KPA 4: Municipal Transformation and Institutional Development	To develop and retain skilled and capacitated workforce	IDP Development Performance management Institutional Development Labour Relations  Legal Services Workplace Health, Safety and Employee Assistance Programme (EAP)  Information and communications technology (ICT) Communications Council Support and Mayor’s Office Record keeping and management
KPA 5: Municipal Financial Viability and Management	To become Financially Viable	Financial Reporting Financial Accounting (Revenue) Financial Accounting (Expenditure) Financial Management Asset Management Budget Management Supply Chain Management Fleet Management
KPA 6: Good Governance And Public Participation	To create a culture of accountability and transparency	Good Governance and Oversight Internal Audit Enterprise Risk Management Municipal Security Systems IDP Development Performance Management Customer/ Stakeholder Relationship Management Public Participation ICT

KPA	Strategic Objective (s)	Programme (s)
		Communications
		Legal Services
		By-Laws and Policies
		Transversal/ Special programmes
		Municipal Security Services
		Indigents
		Records Management

### 4.3 KPA 1: Spatial Rationale

#### STRATEGIC GOAL: PLAN FOR THE FUTURE

Spatial planning refers to the methods used by the public sector to influence the distribution of people and activities in spaces of various scales in order to improve the built, economic and social environments of communities. Separate professional disciplines which involve spatial planning include land use, urban / urban renewal, regional, transportation, economic and community planning. Spatial planning takes place on local, regional, national and inter-national levels and often results in the creation of a spatial plan.

#### 4.3.1 Strategic Objective: To Build Integrated Human Settlements

The National Development Plan Vision 2030 advocates for the following regarding reversing the spatial effects of apartheid and human settlements:

- Better quality public transport
- More people living closer to their places of work
- Strong and efficient spatial planning system, well integrated across the spheres of government
- Upgrade all informal settlements on suitable well-located land by 2030
- Better quality public transport
- Zero emission building standards by 2030

The focus of the Limpopo Development Plan is to provide effective strategies towards accelerated job-creation through the development of an equitable economy and sustained growth and aligned to the fourteen (14) outcomes that are contained in the Medium-Term Expenditure Framework for 2021/22 -2022/2023 with specific reference to the Limpopo Province.

National Outcomes 8 and 10 relates to this goal where sustainable human settlements and improved quality of household life are promoted. It is important to take into consideration environmental assets



and natural resources that are well protected and continually enhanced in line with the development of integrated human settlement. The outputs relate to the reversion of the spatial effect of apartheid and to ensure a low carbon economy.

The municipality aims to have formalised integrated human settlements by 2026. This entails the development of residential and business sites, provision of mixed shopping facilities, schools, religious institutions and clinics as well as the development of parks and recreation facilities. New investments and the establishment of industries and enterprises need to be actively progressed to provide the economic growth necessary to diversify the economy of the municipal area. The municipality must create an environment conducive for economic growth through investments in socio-economic infrastructure to trigger local economic growth and forge partnerships with stakeholders to invest in the local economy. This also includes the priority of moving people closer to economic activities and opportunities.

The spatial positioning and related possibilities to link with and benefit from other growing economies around the municipal area should be exploited through extensive marketing and branding of the municipality. The land use management programme must be enforced in order to secure orderly utilisation of land and to prevent disorderly development and that all land use and township establishment applications are thoroughly scrutinised and speedily processed.

The outcome to be achieved through this objective is rationally developed and sustainable integrated human settlements. This relates to the implementation of the Spatial Planning and Land Use Management Act 16 of 2013 (SPLUMA) which came into effect in 2015 to achieve uniform, effective and comprehensive system of spatial planning and land use management and ensure the system promote social and economic inclusion.

Key projects/initiatives to achieve this strategic objective are as follows:

- Development of Spatial Development Framework (SDF) aligned to SPLUMA
- Development of Land Use Management Scheme (LUMS)
- Development of Land Use Management By-Laws

The following programmes are linked to the above strategic objective:

- Spatial Planning
- Land Use Management
- Building Plans Administration
- Housing
- Facilities Maintenance Management

**4.3.1.1 Spatial Planning:**

Programme/Function	Spatial Planning
Programme Objective Statement (SMART)	Sustainable development of land through the integration of social, economic and environmental considerations in both

	forward planning and ongoing land use management to ensure that development of land serves present and future generations
Programme Objective Outcome	Cohesive Spatial Planning for the municipality
Short Term Strategies (1-2 Yrs.)	<ul style="list-style-type: none"> <li>• Implement SPLUMA and associated Regulations</li> <li>• Implement the municipal SDF</li> <li>• Continued Spatial Planning and Land Use Management awareness workshops with Magoshi</li> <li>• Development of Marble Hall Precinct Plan to attract investment</li> </ul>
Medium Term Strategies (3-4 Yrs.)	<ul style="list-style-type: none"> <li>• Development of Precinct Plans for identified rural nodes to attract investments</li> <li>• To ensure that economic planning and development is guided by the SDF to attract investments by 2025</li> </ul>
Long term Strategies (5 Yrs. +)	<ul style="list-style-type: none"> <li>• Review the SDF</li> </ul>

### Projects

Project (A)	Development of Marble Hall Precinct Plan
Project (B)	Development of Precinct Plans for the Rural Nodes
Project (C)	Review SDF

### KPI's

In order to measure the contribution and progress made in achieving the abovementioned outcome, the following indicator and 5 year targets have been identified:

Indicator	Development of Marble Hall Precinct Plan by 30 June 2023				
Annual Targets (5 years)	Year 1	Year 2	Year 3	Year 4	Year 5
Actual	1	1	N/A	N/A	N/A

Indicator	Precinct Plans for the identified rural nodes by 30 June 2025				
Annual Targets (5 years)	Year 1	Year 2	Year 3	Year 4	Year 5
Actual	N/A	N/A	2	2	N/A

### 4.3.1.2 Land Use Management

Programme/Function	Land Use Management
Programme Objective Statement (SMART)	Promote proper Land Use Management
Programme Objective Outcome	Enforcement of Land Use Management tools
Short Term Strategies (1-2 Yrs.)	<ul style="list-style-type: none"> <li>• Continuous Land Use Awareness Workshops with Magoshi</li> <li>• Tenure Upgrading for informal townships</li> <li>• Demarcation of sites in rural areas</li> <li>• Amendment of selected sections in the Municipal Planning By-law</li> <li>• Establishment of Municipal Planning Tribunal by 30 June 2023</li> <li>• Conduct Feasibility study for municipal owned land</li> <li>• Curb random land invasions by enforcement of By-laws</li> </ul>
Medium Term Strategies (3-4 Yrs.)	<ul style="list-style-type: none"> <li>• Tenure Upgrading of informal townships</li> <li>• Demarcation of sites in rural areas</li> </ul>
Long term Strategies (5 Yrs. +)	<ul style="list-style-type: none"> <li>• Review of the Land Use Scheme (LUS)</li> </ul>

### Projects

Project (A)	Land Tenure Upgrading for informal townships
Project (B)	Demarcation of sites in rural areas under traditional leadership
Project (C)	Amendment of selected sections in the Municipal Planning By-law

### KPI's

In order to measure the contribution and progress made in achieving the abovementioned outcome, the following indicator and 5 year targets have been identified:

Indicator	Number of Land Tenure for informal townships upgraded by 30 June 2023				
Annual Targets (5 years)	Year 1	Year 2	Year 3	Year 4	Year 5
Actual	1	N/A	1	N/A	1

Indicator	Number of sites demarcated in rural areas under traditional leadership by 30 June 2023				
Annual Targets (5 years)	Year 1	Year 2	Year 3	Year 4	Year 5

Actual	1	1	1	1	1
--------	---	---	---	---	---

Indicator	Number of feasibility studies done for municipal owned land by 30 June 2023				
Annual Targets (5 years)	Year 1	Year 2	Year 3	Year 4	Year 5
Actual	1	N/A	N/A	N/A	N/A

#### 4.3.1.3 Building Plans Administration

Programme/Function	Building Plans Administration
Programme Objective Statement (SMART)	Compliance with National Building Regulations and Building Standard Act 103 Of 1977
Programme Objective Outcome	Increase regularization of built environment
Short Term Strategies (1-2 Yrs.)	<ul style="list-style-type: none"> <li>• Implementation of Building By-laws</li> <li>• Enforce building control regulations</li> <li>• Promote sustainable build environment</li> <li>• Capacitate department</li> <li>• Develop a building plan procedure manual</li> </ul>
Medium Term Strategies (3-4 Yrs.)	<ul style="list-style-type: none"> <li>• Maintain Short Term Strategies</li> </ul>
Long term Strategies (5 Yrs. +)	<ul style="list-style-type: none"> <li>• Maintain Short Term Strategies</li> </ul>

#### Projects

Project (A)	TBA
-------------	-----

#### KPI's

In order to measure the contribution and progress made in achieving the abovementioned strategies incorporated within this programme, appropriate indicators and 3 year targets will be identified and incorporated in the 2022/23 Service Delivery Budget and Implementation Plan (SDBIP).

#### 4.3.1.4 Housing

Programme/Function	Housing
Programme Objective Statement (SMART)	To ensure the provision of sustainable integrated human settlements (not a core function of the municipality)
Programme Objective Outcome	Eradication of Informal settlements
Short Term Strategies (1-2 Yrs.)	Acquisition of suitable affordable land
Medium Term Strategies (3-4 Yrs.)	Establishment of integrated human settlement developments
Long term Strategies (5 Yrs. +)	Maintain Medium-Term strategies

#### Projects

Project (A)	TBA
-------------	-----

#### KPI's

In order to measure the contribution and progress made in achieving the abovementioned strategies incorporated within this programme, appropriate indicators and 3 year targets will be identified and incorporated in the 2022/23 Service Delivery Budget and Implementation Plan (SDBIP).

#### 4.3.1.5 Facilities Maintenance Management

Programme/Function	Facilities Maintenance Management
Programme Objective Statement (SMART)	To provide and maintain accessible municipal community facilities
Programme Objective Outcome	Well maintained and structurally sound facilities
Short Term Strategies (1-2 Yrs.)	<ul style="list-style-type: none"> <li>• Conduct status quo analysis of existing municipal facilities and community needs</li> <li>• Secure adequate funding to support maintenance and refurbishment programmes</li> <li>• Maintain facilities at desired levels</li> <li>• Ensure that Council approved hiring rates for Community Halls are applied, namely R2 000 per day</li> <li>• Develop Business plan with respect to maintenance and provision of new facilities</li> </ul>
Medium Term Strategies (3-4 Yrs.)	<ul style="list-style-type: none"> <li>• Plan and build new office accommodation in compliance with MFMA Circular 51 requirements</li> </ul>
Long term Strategies (5 Yrs. +)	<ul style="list-style-type: none"> <li>• Maintain Short-Term Strategies</li> </ul>

## Projects

Project (A)	Conduct status quo analysis of existing municipal facilities
Project (B)	Create additional interim office accommodation

## KPI's

In order to measure the contribution and progress made in achieving the abovementioned strategies incorporated within this programme, appropriate indicators and 3 year targets have been identified and will be incorporated in the 2022/23 SDBIP.

Indicator	Conduct status quo analysis of existing municipal facilities by 30 June 2023				
Annual Targets (5 years)	Year 1	Year 2	Year 3	Year 4	Year 5
Actual	1	1	1	1	1

Indicator	Amount of additional interim office space created by 30 June 2023				
Annual Targets (5 years)	Year 1	Year 2	Year 3	Year 4	Year 5
Actual					

## 4.4 KPA 2: Basic Service Delivery and Infrastructure Development

Basic Service delivery comprises of the following division

- Electrical division
- Civil services
- Project management Unit (PMU)
- Waste Management
- Parks and Cemeteries
- Sports Art and Culture
- Disaster Management
- Safety and Security
- Transport Management

### Electrical division

The department distributes electricity in Marble Hall under a license issued by NERSA. ESKOM distributes electricity in the rest of the Municipality on behalf of the Municipality under a separate license issued by NERSA.

All villages have been connected to the ESKOM grid and the current backlog is 1167HH (3.3% of the estimated total 36139HH). ESKOM completed 286 connections and 472 infills. ESKOM plans 263 connections for the next year which is not enough.

The Municipality also provides public lighting but there is a huge backlog and no funding to expand and maintain. 22 residential areas had been provided with some public lighting. Public lighting is provided with 1092streetlights and 531Mast lights.

### Civil Service Division

This division deals with maintenance of roads (gravel and surfaced) in the Municipality.

The total length of the road network under ownership of Ephraim Mogale Local Municipality is 1162.9km from the Road Master plan exercise, of which 1022.6 km are gravel and 140.3 km are surfaced. This excludes roads owned by SANRAL, Province, District Municipality, and Private Roads. This translates to only 12.4% of the network being surfaced and the rest of network, i.e. 87.6%, being gravel.

The Municipality has managed to reduce the gravel backlog and increase the surfaced roads by 11.29km in the financial year 2017/18. The gravel roads back log is now sitting at 1011.31km and the surfaced roads length has increased to 146.50km.

## **Project Management Unit Division**

PMU is responsible for the management of local infrastructure programmes as well as physical project implementation activities while ensuring:

- All projects meet the overall planning objectives and specific key performance indicators (KPIs) as determined by the municipality.
- The co-ordination of regular progress meetings at local level.
- The associated project management administrative functions from project registration, evaluation through to the final project completion report.
- Project compliance with applicable legislations, policies and conditions applicable to MIG.

## **Waste Management**

Provision of Kerbside waste collection service once a week is currently done in Marble Hall (965 Household), Leeuwfontein (1380 Household), Leeuwfontein RDP (725 households), Elandskraal (2182 Households) and 367 Households with communal bins at Schoeman Farms. Communal bins are also strategically placed at Leeuwfontein new stands, Mokganyaka, Manapyane, Regae which increase the access to collection.

Total of 6369 households (18.8%)

Total households in municipal area - 33936

Backlog: 27 567 Households.

## ***State of Landfill Site***

The permitted Landfill site is situated in Marble Hall town. The current airspace is 9 years. The site is receiving an estimate of 15 600 tons of waste annually. The construction of a weighbridge at the landfill is completed. Annual external compliance reports are done annually. Informal recycling is done on site and at source at the businesses in Marble Hall.

The statistics are also reported monthly on the SA Waste Information system.

## **Parks and Cemeteries**

**Cemeteries:** Provision of grave sites and maintenance of cemeteries in Marble Hall, Leeuwfontein, Elandskraal and Regae. Annually there is a program to fence at least 6 cemeteries in our communities. There is no cemetery management plan. New cemetery was developed in Marble hall and will be used in the future. There is currently no crematorium in the Municipality.

**Parks:** Eleven open areas have been identified as parks and open space in Marble Hall and one in Leeuwfontein. There are no proper recreational facilities on the parks and the areas are dilapidated and in no good order. There is a landscaping master plan and implementation is done internally on a small-scale like paving and tree planting in Railway Street.

## **Sports Art and Culture**



There are two Sports and Culture (SAC) Officers facilitating sport arts and culture in the Municipal area together with the Provincial SAC departments. Several activities such as Heritage Day, Mayor's Cup Event and Beauty Pageants are held during the financial year. The maintenance of sport facilities is however not in this section.

### **Safety and Security**

There is a Superintendent and eight traffic officers in the sub section dealing with law enforcement and traffic in the Municipal area. The interaction in relation to traffic fines is dealt with by the Superintendent at Groblersdal Magistrate.

**Licensing and registration:** The vehicle testing centre and driver's license testing station is in Marble Hall. The services are rendered in collaboration with the Provincial Department of Transport. Meetings are attended for the implementation of AARTO in July 2020 and progress reports will be forwarded.

### **Public Transport**

The Municipality is struggling to with the transfer of privately owned Taxi Rank in Marble hall back to the Municipality. The Municipality is not generating revenue from Taxi Ranks and the Aerodrome. The buses operating in the Municipal areas need to be increased so that it covers the whole Municipal area.

The railway line between Marble Hall and Pienaars-Rivier is out of commission and there should be discussions with Transnet to revive the railway transport and together with air transport to provide an opportunity that should be optimally utilized in order to improve the transport system in the area

### **Disaster Management**

There is one Disaster Coordinating officer in the Municipal area. The service is rendered in collaboration with the District Municipality, Facilitation and awareness are done during disaster awareness campaigns.

## **STRATEGIC GOAL: ACCELERATED SERVICE DELIVERY**

### **4.4.1 Strategic Objective: To Improve Community Well-Being Through Accelerated Service Delivery**

The NDP states that to grow faster and in a more inclusive manner, the country needs a higher level of capital spending in general and public investment in particular. The focus is on financing, planning and maintenance of infrastructure. The priorities that are relevant to Ephraim Mogale listed in the NDP are as follows:

- The upgrading of informal settlements
- Public transport infrastructure and systems supported by facilities upgrades to enhance links with road-based services

- The timely development of a number of key new water schemes to supply urban and industrial centres, new irrigation systems
- The establishment of a National water conservation programme with clear targets to improve water use and efficiency
- Accelerated investment in demand-side savings, including technologies such as solar water heating
- Competitively priced and widely available broadband

The NDP targets are:

- All people have access to clean potable water and there is enough water for agriculture, industry
- Reduce water demand in urban areas to 15% below the business-as-usual scenario by 2030
- Proportion of people with access to electricity grid should rise to at least 90% by 2030
- The country would need an additional 29 000MW of electricity by 2030. About 10 900MW of existing capacity is to be retired, implying new build of more than 40 000MW
- At least 20 000MW of this capacity should come from renewable sources

**National Outcome 6** is: An efficient, competitive and responsive economic infrastructure network with the following outputs:

Output 1: Improving Competition and regulation

Output 2: Ensure reliable generation, distribution and transmission of electricity

Output 3: To ensure the maintenance and strategic expansion of our road and rail network, and the operational efficiency, capacity and competitiveness of our sea ports

Output 4: Maintenance and supply availability of our bulk water infrastructure

Output 5: Communication and information technology

Output 6: Develop a set of operational indicators for each segment

**National Outcome 9** is: A responsive, accountable, effective and efficient local government system

Output 2: Improving access to basic services and meeting the basic needs of the population

In response to the abovementioned priorities and targets, the municipality intends to respond, as far as their powers and functions permit in pursuit of the following:

- Maintenance and upgrading of infrastructure
- Infrastructure development
- Quality services in all municipal areas

Significant backlogs exist in terms of basic service delivery, specifically with respect to water and sanitation which is the responsibility of the district municipality. However, the municipality needs to refurbish its existing ageing infrastructure and it is therefore critical to consider the funding options

available to support the significant investment required and it is of critical importance that the municipality should implement its Infrastructure Master Plan.

The outcome to be achieved through this strategic objective is the eradication of service delivery backlogs and the continuous maintenance of existing infrastructure to sustain the attainment of approved service level standards and the provision of sustainable and reliable basic services.

Key projects / initiatives to achieve this strategic objective are:

- Application to become a Water Authority
- Construction of a new Water reservoir (externally funded by WSA and DWA)
- Co-ordinate with the WSA the implementation of projects from the Water and Sanitation Master Plan
- Co-ordinate with SANRAL and RAL on the implementation of roads projects within the Municipality
- Monitor the water quality through the Blue Drop Water certification criteria
- Installation of VIP toilets
- Implement the Electricity Master and Maintenance Plan
- LED retrofit program
- Increase the main supply of electricity to the municipal license area
- Acquisition of Road management system
- Implementation of the Roads and Storm Water Master
- Implementation of all MIG approved projects
- Co-ordinate the maintenance of vehicle and Equipment's

The following programmes are linked to the above strategic objective:

- Water and Sanitation
- Electricity
- Roads and Storm Water
- Project Management
- Mechanical Workshop

#### **4.4.1.1 Roads and Storm Water:**

Programme/Function	Roads and Storm Water
Programme Objective Statement (SMART)	Construct and maintain roads and storm water systems including the resealing of roads that meet the minimum levels of service standards with respect to the establishment and provision of an effective transport infrastructure.
Programme Objective Outcome	Ensure that all roads are accessible to stimulate economic activities and provide safe transport infrastructure routes
Short Term Strategies (1-2 Yrs.)	<ul style="list-style-type: none"> <li>• Continue with program to upgrade and complete identified Bermuda access roads</li> <li>• Implementation of the Roads and Storm Water Master plan as per the available budget</li> </ul>

	<ul style="list-style-type: none"> <li>• Implementation of the Roads maintenance plans as per the available budget</li> <li>• Capacitate maintenance teams through HR coordinated programs</li> <li>• Implementation and adherence to the roads maintenance schedules</li> <li>• Consider the provincial roads projects plans when prioritizing RMP projects to avoid Bermuda roads</li> <li>• Coordinate submission of capital projects for submissions to Province</li> <li>• Procurement of additional heavy duty machinery</li> </ul>
Medium Term Strategies (3-4 Yrs.)	<ul style="list-style-type: none"> <li>• Maintain Short-Term Strategies</li> <li>• Revision of the RMP and OMP</li> </ul>
Long term Strategies (5 Yrs. +)	<ul style="list-style-type: none"> <li>• Continue progressing all Medium-Term Strategies</li> </ul>

## Projects

Project (A)	Leewufontein Sport Complex
Project (B)	Mamphokgo Sport Complex
Project (C)	Mabitsi Internal Street
Project (D)	Regae Internal Street
Project (E)	Morarela Internal Street
Project (F)	Rathoke Internal Street
Project (G)	Dichoeung Internal Street
Project (H)	Matlala Ramoshebo Internal Roads
Project (I)	Moeding Internal Street
Project (J)	Matlerekeng Bus Route
Project (K)	Mathakuthela Internal Street
Project (L)	Dreifontein Internal Road

## KPI's

In order to measure the contribution and progress made in achieving the abovementioned outcome, the following indicator and 5 year targets have been identified

Indicator (Project A)	One Sport facility completed by the end of 30 June 2023				
Annual Targets (5 years)	Year 1	Year 2	Year 3	Year 4	Year 5
Actual	1	N/A	N/A	N/A	N/A

Indicator (Project B)	One Sport facility completed by the end of 30 June 2024				
Annual Targets (5 years)	Year 1	Year 2	Year 3	Year 4	Year 5
Actual	N/A	1	N/A	N/A	N/A

Indicator (Project C)	4.8Km of Internal Street Constructed by 30 June 2025				
Annual Targets (5 years)	Year 1	Year 2	Year 3	Year 4	Year 5
Actual	N/A	N/A	4.8km	N/A	N/A

Indicator (Project D)	3.5 km of Internal Street Constructed by 30 June 2024				
Annual Targets (5 years)	Year 1	Year 2	Year 3	Year 4	Year 5
Actual	N/A	3.5km	N/A	N/A	N/A

Indicator (Project E)	2.5 km of Internal Street Constructed by 30 June 2025				
Annual Targets (5 years)	Year 1	Year 2	Year 3	Year 4	Year 5
Actual	N/A	N/A	2.5km	N/A	N/A

Indicator (Project F)	2 km of Internal Street Constructed by 30 June 2025				
Annual Targets (5 years)	Year 1	Year 2	Year 3	Year 4	Year 5
Actual	N/A	N/A	2km	N/A	N/A

Indicator (Project G)	0.8 km of Internal Street Constructed by 30 June 2024				
Annual Targets (5 years)	Year 1	Year 2	Year 3	Year 4	Year 5
Actual	N/A	0.8km	N/A	N/A	N/A

Indicator (Project H)	4.5 Km of Internal Street Constructed by 30 June 2027				
Annual Targets (5 years)	Year 1	Year 2	Year 3	Year 4	Year 5
Actual	N/A	N/A	N/A	N/A	4.5km

Indicator (Project G)	4.5 Km of Internal Street Constructed by 30 June 2027				
Annual Targets (5 years)	Year 1	Year 2	Year 3	Year 4	Year 5
Actual	N/A	N/A	N/A	N/A	3.3km

#### 4.4.1.2 Project Management

Programme/Function	Project Management
Programme Objective Statement (SMART)	Discipline of planning, organizing and managing resources to bring about the successful completion of approved MIG projects to achieve strategic goals and objectives
Programme Objective Outcome	Effective implementation of all MIG projects within the parameters of budget, time and specification
Short Term Strategies (1-2 Yrs.)	<ul style="list-style-type: none"> <li>Implement project prioritization taking cognizance of the approved MIG allocated funds</li> <li>Registration and amendment of identified MIG projects</li> <li>Ensure 100% spending of MIG funding</li> <li>Ensure Capital Project Implementation Plan is implemented as per schedule</li> </ul>
Medium Term Strategies (3-4 Yrs.)	<ul style="list-style-type: none"> <li>Maintain Short Term Strategies</li> </ul>
Long term Strategies (5 Yrs. +)	<ul style="list-style-type: none"> <li>Maintain Medium Term Strategies</li> </ul>

#### Projects

Project (A)	Implement project prioritization taking in cognizance of the approved MIG allocated funds
Project (B)	Ensure Capital Project Implementation Plan is implemented as per schedule

#### KPI's

In order to measure the contribution and progress made in achieving the abovementioned strategies, the following indicators and 5 year targets have been identified:

Indicator (Project A)	% spent on MIG funding by 30 June 2027
-----------------------	--

Annual Targets (5 years)	Year 1	Year 2	Year 3	Year 4	Year 5
Actual	100%	100%	100%	100%	100%

Indicator (Project B)	% of Capital budget spend in terms of new IDP identified projects as per the Capital implementation plan by 30 June 2026				
Annual Targets (5 years)	Year 1	Year 2	Year 3	Year 4	Year 5
Actual	100%	100%	100%	100%	100%

#### 4.4.1.2 Water and Sanitation:

Programme/Function	Water and Sanitation
Programme Objective Statement (SMART)	Although not a core function, the municipality will provide sustainable uninterrupted supply of quality potable water and sanitation services at the projected minimum service level standard to be defined in collaboration of the designated Water Authority
Programme Objective Outcome	Co-ordinate the eradication of Water and Sanitation backlogs
Short Term Strategies (1-2 Yrs.)	<ul style="list-style-type: none"> <li>Co-ordinate through the Water and Sanitation Forum the development of a Water and Sanitation Master Plan</li> <li>Co-ordinate the construction of a reservoir in liaison with the WSA and DWA</li> <li>Co-ordinate with the WSA the implementation of projects from the Water and Sanitation Master Plan in annual SDBIP</li> <li>Co-ordinate the Improvement of Back to Basics rating</li> <li>In conjunction with the District address the high backlog in the provision of piped water in the yard or through communal taps.</li> <li>Monitor the water quality through the Blue Drop Water certification criteria using the reports of the WSA</li> <li>In conjunction with the District address the high backlog in the provision of basic levels of sanitation through installation of VIP toilets (refer proposals cited in Circular 89, Dec 2017 with respect to reprioritization of grant funding to fund the Bucket Eradication Programme)</li> </ul>
Medium Term Strategies (3-4 Yrs.)	<ul style="list-style-type: none"> <li>Continue progressing short term strategies</li> <li>Application to become a WSA, SLA with Lepelle Northern Water</li> <li>Evaluate alternative technical options for supplying specific areas with water if the application is granted</li> </ul>
Long term Strategies (5 Yrs. +)	<ul style="list-style-type: none"> <li>Implement Functions and Powers associated with being a Water Authority if the application is granted</li> </ul>

#### Projects

Project (A)	Bucket Eradication Programme (in conjunction with the District municipality)
-------------	--

Project (B)	Construction of a reservoir (in liaison with the WSA and DWA)
Other Projects	Co-ordinate with the WSA the implementation of projects from the Water and Sanitation Master Plan

### KPI's

In order to measure the contribution and progress made in achieving the abovementioned outcome, the following indicator and 5 year targets have been identified

Indicator	% of households with access to basic levels of Water by 30 Jun 2023 (GKPI) report only				
Annual Targets (5 years)	Year 1	Year 2	Year 3	Year 4	Year 5
Actual					

Indicator	% of households with access to basic levels of Sanitation by 30 Jun 2023 (GKPI) report only				
Annual Targets (5 years)	Year 1	Year 2	Year 3	Year 4	Year 5
Actual					

#### 4.4.1.3 Electricity

Programme/Function	Electricity
Programme Objective Statement (SMART)	To provide all communities with access to sustainable and reliable electricity supply and public lighting that support settlement expansion and economic development
Programme Objective Outcome	Eradication of electricity backlogs and provision / maintenance of public lighting network.
Short Term Strategies (1-2 Yrs.)	<ul style="list-style-type: none"> <li>• Implementation of the Energy Master Plan guided by the available budget</li> <li>• Update Service Level Standards and submit to Council for approval as per Circular 75 and 89</li> <li>• Implementation of the operation and maintenance plan as per the available budget.</li> <li>• Extension and maintenance of public lighting network as per the available budget</li> <li>• Provide Eskom with the statistical data on electrical backlogs</li> <li>• Monitor the implementation of the agreed projects by Eskom as per INEP funding</li> <li>• Increase the main supply of electricity to the municipal license area in conjunction with Eskom as the supplier and project manager</li> </ul>



	<ul style="list-style-type: none"> <li>• Capacitate maintenance teams through HR coordinated training programmes</li> <li>• Do a Cost of supply study</li> <li>• Increase the Main supply of electricity to the industrial area</li> </ul>
Medium Term Strategies (3-4 Yrs.)	<ul style="list-style-type: none"> <li>• Revising of the EMP and OMP</li> <li>• Extend LED light fittings program</li> <li>• Evaluate merit and costs of alternate energy sources such as solar.</li> <li>• Introduction of Smart meters</li> <li>• Continue progressing all Short Term Strategies</li> </ul>
Long term Strategies (5 Yrs. +)	<ul style="list-style-type: none"> <li>• Continue progressing all Medium Term Strategies</li> </ul>

## Projects

Project (A)	Upgrade Municipal ESKOM supply to Marble Hall
Project (B)	Energy Efficiency and Demand Side Management
Project (C)	Replace old 35mm PILC 11kV cable from erf 181 to 830
Project (D)	High Mast Lights – Managpayane
Project (E)	High Mast Lights – Uitvlugt
Project (F)	Replace old PEX 11kV Cable from 713 to 561
Project (G)	Industrial Substation second supply phase 4
Project (H)	Replace minisubstation Erf 338
Project (I)	Replace old PEX cable Ext 5
Project (J)	Install new high mast lights
Project (K)	Standby Generator – EPMLM Head Office in Marble Hall
Project (L)	Replace overhead line with cable from OTK substation to Portion 1263
Project (M)	Replace mini-substation – stand 477 - Sportfield
Project (N)	Replace mini-substation stand 749
Project (O)	Replace RMU Ext 5, stand 902 with SF6 RMU
Project (P)	Upgrade switching station to SF6 at Erf202
Project (Q)	Replace RMU Ext1, stand 97 with SF6
Project (R)	Replace old 35mm PILC 11kV cable from erf423 to 381
Project (S)	Extend 11kV cable from portion 1232 to erf 862
Project (T)	Install Smart metering in Marble Hall
Project (U)	Replace mini-substation stand 1028
Project (V)	Replace ring main unit Ext4, Stand 991 with SF6 RMU with Circuit Breaker
Project (W)	Electrical supply upgrade to Ext 6 – phase 1

## KPI's

In order to measure the contribution and progress made in achieving the abovementioned strategies, the following indicators and 5 year targets have been identified:

Indicator (Project A)	Increase the current 7,5MVA ESKOM supply to 10MVA by 30 June 2024				
Annual Targets (5 years)	Year 1	Year 2	Year 3	Year 4	Year 5
Actual	N/A	10 MVA	N/A	N/A	N/A

Indicator (Project B)	Number of light fittings replaced with LED by 30 June 2023				
Annual Targets (5 years)	Year 1	Year 2	Year 3	Year 4	Year 5
Actual	190	N/A	N/A	N/A	N/A

Indicator (Project C)	Meters of old 35mm PILC 11kV cable from erf 181 to erf 830 replaced by 30 June 2023				
Annual Targets (5 years)	Year 1	Year 2	Year 3	Year 4	Year 5
Actual	320	N/A	N/A	N/A	N/A

Indicator (Project D)	Number of high mast lights installed by 30 June 2023				
Annual Targets (5 years)	Year 1	Year 2	Year 3	Year 4	Year 5
Actual	8	N/A	N/A	N/A	N/A

Indicator (Project E)	Number of high mast lights installed by 30 June 2023				
Annual Targets (5 years)	Year 1	Year 2	Year 3	Year 4	Year 5
Actual	4	N/A	N/A	N/A	N/A

Indicator (Project F)	Meters of old PEX cable replaced with new cable by 30 September 2022				
Annual Targets (5 years)	Year 1	Year 2	Year 3	Year 4	Year 5
Actual	440	N/A	N/A	N/A	N/A

Indicator (Project G)	Meters of new cable installed 30 June 2024				
Annual Targets (5 years)	Year 1	Year 2	Year 3	Year 4	Year 5
Actual	N/A	700	N/A	N/A	N/A

Indicator (Project H)	Number of mini-substations installed by 30 June 2024				
Annual Targets (5 years)	Year 1	Year 2	Year 3	Year 4	Year 5
Actual	N/A	1	N/A	N/A	N/A

Indicator (Project I)	Meters of new cable replaced by 30 June 2024				
-----------------------	--	--	--	--	--

Annual Targets (5 years)	Year 1	Year 2	Year 3	Year 4	Year 5
Actual	N/A	700	N/A	N/A	N/A

Indicator (Project J)	Number of high mast lights installed by 30 June 2027 (Final priorities to be decided by Council)				
Annual Targets (5 years)	Year 1	Year 2	Year 3	Year 4	Year 5
Actual	N/A	12	12	12	12

Indicator (Project K)	Number of standby generators purchased and installed by 30 June 2024				
Annual Targets (5 years)	Year 1	Year 2	Year 3	Year 4	Year 5
Actual	N/A	1	N/A	N/A	N/A

Indicator (Project L)	Meters of new cable replaced by 30 June 2025				
Annual Targets (5 years)	Year 1	Year 2	Year 3	Year 4	Year 5
Actual	N/A	N/A	200	N/A	N/A

Indicator (Project M)	Number of mini-substations installed by 30 June 2025				
Annual Targets (5 years)	Year 1	Year 2	Year 3	Year 4	Year 5
Actual	N/A	N/A	1	N/A	N/A

Indicator (Project N)	Number of mini-substations installed by 30 June 2025				
Annual Targets (5 years)	Year 1	Year 2	Year 3	Year 4	Year 5
Actual	N/A	N/A	1	N/A	N/A

Indicator (Project O)	Number of new ring main units installed by 30 June 2025				
Annual Targets (5 years)	Year 1	Year 2	Year 3	Year 4	Year 5
Actual	N/A	N/A	1	N/A	N/A

Indicator (Project P)	Number of new 11kV switching stations installed by 30 June 2026				
Annual Targets (5 years)	Year 1	Year 2	Year 3	Year 4	Year 5
Actual	N/A	N/A	N/A	1	N/A

Indicator (Project Q)	Number of new 11kV ring main units installed by 30 June 2026				
Annual Targets (5 years)	Year 1	Year 2	Year 3	Year 4	Year 5
Actual	N/A	N/A	N/A	1	N/A

Indicator (Project R)	Meters of new 11kV cable installed by 30 June 2026				
Annual Targets (5 years)	Year 1	Year 2	Year 3	Year 4	Year 5
Actual	N/A	N/A	N/A	380	N/A

Indicator (Project S)	Meters new 11kV cable installed by 30 June 2025				
Annual Targets (5 years)	Year 1	Year 2	Year 3	Year 4	Year 5
Actual	N/A	N/A	1	N/A	N/A

Indicator (Project T)	Number of SMART meters installed by 30 June 2026				
Annual Targets (5 years)	Year 1	Year 2	Year 3	Year 4	Year 5
Actual	N/A	N/A	1	N/A	N/A

Indicator (Project U)	Number of new mini-substations installed by 30 June 2027				
Annual Targets (5 years)	Year 1	Year 2	Year 3	Year 4	Year 5
Actual	N/A	N/A	N/A	N/A	1

Indicator (Project V)	Number of new 11kV ring main units installed by 30 June 2027				
Annual Targets (5 years)	Year 1	Year 2	Year 3	Year 4	Year 5
Actual	N/A	N/A	N/A	N/A	1

Indicator (Project W)	Meter of new 240mm 11kV cable installed by 30 June 2026				
Annual Targets (5 years)	Year 1	Year 2	Year 3	Year 4	Year 5
Actual	N/A	N/A	N/A	380	N/A

#### 4.4.1.4 Waste Management

Programme/Function	Waste Management
Programme Objective Statement (SMART)	To extend basic waste collection and waste disposal systems that is environmentally compliant to current legislation.
Programme Objective Outcome	Serviced households provided weekly with access to a minimum level of basic waste removal service (kerb-side or bulk container)
Short Term Strategies (1-2 Yrs.)	<ul style="list-style-type: none"> <li>• Develop integrated Waste Management Plan through Municipal Infrastructure Support Agent</li> <li>• Development of a recycling strategy domestic and agriculture</li> <li>• Extend service of basic levels of refuse collection to more informal settlements and rural areas</li> <li>• Identify villages willing to pay a flat rate for waste collection services and inform BTO</li> <li>• Compliance with Landfill and disposal legislation</li> </ul>

Medium Term Strategies (3-4 Yrs.)	<ul style="list-style-type: none"> <li>• Implementation of the integrated waste management plan</li> <li>• Implementation of a recycling strategy</li> <li>• Replace old fleet</li> </ul>
Long term Strategies (5 Yrs. +)	<ul style="list-style-type: none"> <li>• Apply for a new license for the Extension of Marble Hall Landfill site</li> <li>• Development of waste transfer station</li> </ul>

### Projects

Project (A)	Compliance with Landfill compliance audit recommendations
Project (B)	Finalize Integrated Waste Management plans ( Misa)
Project (C)	Purchase bulk containers

### KPI's

In order to measure the contribution and progress made in achieving the abovementioned strategies, the following Strategic indicators and 5 year targets have been identified:

Indicator	% of households with access to a minimum level of basic waste removal by 30 June 2023 (once per week) (GKPI)				
Annual Targets (5 years)	Year 1	Year 2	Year 3	Year 4	Year 5
Actual	>17.4%	N/A	N/A	N/A	N/A

#### 4.4.2 Strategic Objective: To Improve Social Well-Being

Improvement of social well-being entails a whole spectrum of services including health, education, libraries, safety and security, inclusive of road safety. The NDP states that when people feel unsafe it makes it harder for them to develop their capabilities, pursue their personal goals and to take part in social and economic activities, by 2030 people should feel safe and have no fear of crime.

On the priority of health care for all, the NDP has far reaching priorities, but only those relevant to Ephraim Mogale LM are listed below:

- Progressively improve TB prevention and cure
- Reduce maternal, infant and child mortality
- Significantly reduce prevalence of non-communicable chronic diseases
- Proper nutrition and diet, especially for children under three, are essential for sound physical and mental development
- Protection and upliftment of disadvantaged groups
- Promotion of gender equality and to empower women and sets the target to eliminate gender disparity in primary and secondary education

The provision of primary health care is not a municipal competency, but the municipality should support health care facilities with municipal services such as water, sanitation and refuse removal and support awareness programmes in the promotion of healthy living. Provision of safe water and sanitation as well as refuse removal to all communities, also contributes to healthy living conditions of community members.

The Limpopo Development Plan focuses on improved health care and aims focus on the following main priority areas:

- To transform the public health system so as to reduce inequalities in the health system
- Improve quality of care and public facilities
- Boost human resources and step up the fight against HIV and AIDS, TB and other communicable diseases as well as lifestyle and other causes of ill health and mortality

On the priority of education, the NDP covers this challenge in great detail including the need to make early childhood development a top priority among the measures to improve the quality of education and long-term prospects of future generations. Although education is not a function of local government, the municipality does contribute to improving quality of education through the provision of library services and programmes that provide access to research through the internet.

Other matters articulated in the NDP which are relevant to the Ephraim Mogale LM include the following:

- Provide income-support to the unemployed through various active labour market initiatives such as the extended public works programmes, training and skills development, and other labour market related incentives.
- Absolute reductions in the total volume of waste disposed to landfill each year
- Improved disaster preparedness for extreme climate events
- Achieve the peak, plateau and decline trajectory for greenhouse gas emissions, with the peak being reached around 2025.

National Outcomes 2 and 8 want to achieve a long and healthy life for all South Africans as well as sustainable human settlements and improved quality of household life. The outputs and sub-outputs that are aimed to be achieved are:

- Increasing life expectancy
- Combating HIV/AIDS and decreasing the burden of disease from Tuberculosis
- Improve health and social status of the population
- Meet the needs of specific communities, women, elderly, youth, disabled, pensioners and the marginalised
- Provide life skills education to youth and increase the implementation of youth friendly services
- Revitalise primary health care

The outcome to be achieved through this strategic objective relates to ensuring a safe, healthy and empowered communities.

Key projects / initiatives to achieve this strategic objective are:

- Develop integrated waste management plan
- Develop a cost recovery refuse collection model
- Development of a recycling strategy
- Decentralization of registration and licensing of vehicles to Elandskraal
- Provision of a mobile Library for rural areas

The following programmes are linked to this strategic objective:

- Develop integrated waste management plan
- Sports and Recreation
- HIV & AIDS and other Diseases
- Cemeteries
- Arts and Culture
- Libraries
- Safety and Security
- Waste Management
- Environmental Management
- Disaster Management
- Parks Management

#### **4.4.2.1 Sports and Recreation**

Programme/Function	Sports, Arts and Culture
Programme Objective (SMART)	Maintain and promote sports, arts and culture for the benefit of future generations
Programme Objective Outcome	Healthy communities and sustainable sports, arts and culture values
Short Term Strategies (1-2 Yrs.)	<ul style="list-style-type: none"> <li>• Support /promote Sports, Arts and Culture events</li> <li>• Commemorate Heritage Day celebration</li> <li>• Develop annual program of events</li> <li>• Engage with Provincial Sports, Arts and Culture Department for additional funding</li> <li>• Host the Mayor’s Cup</li> <li>• Establish status quo on existing facilities</li> <li>• Establishing community needs with regard to sporting and recreational facilities in conjunction with ward committees</li> <li>• Develop Business Plan to identify funding sources and prioritise implementation</li> <li>• Utilisation of 15% of MIG funding to support above</li> </ul>

	<ul style="list-style-type: none"> <li>• Dialogue with local and sector sporting federations, etc. to garner support and funding</li> <li>• Establish new Sport Councils for sport activity coordination</li> <li>• Provision on organogram for additional personnel</li> </ul>
Medium Term Strategies (3-4 Yrs.)	<ul style="list-style-type: none"> <li>• Maintain Short-Term strategies</li> <li>•</li> </ul>
Long term Strategies (5 Yrs. +)	<ul style="list-style-type: none"> <li>• Maintenance and upgrading of new and existing facilities</li> <li>• Maintain Short-Term strategies</li> <li>• Facilitate declaration of heritage site</li> <li>• Develop heritage site as a tourism attraction</li> </ul>

## Projects

Project (A)	Mayors Cup
-------------	------------

## KPI's

In order to measure the contribution and progress made in achieving the abovementioned strategies, the following Strategic indicators and 5 year targets have been identified:

Indicator (Project A)	No. of Mayor's Cup Held by 30 June 2027				
Annual Targets (5 years)	Year 1	Year 2	Year 3	Year 4	Year 5
Actual	1	1	1	1	1

### 4.4.2.2 HIV/AIDS and Other Diseases:

Programme/Function	HIV/AIDS and other Diseases
Programme Objective (SMART)	Coordinate the provision of Health services as facilitated through the Provincial and District offices for the effective control of HIV & AIDS and other STD's
Programme Objective Outcome	Reduce the prevalence of HIV & AIDS and other STD's
Short Term Strategies (1-2 Yrs.)	<ul style="list-style-type: none"> <li>• Maintain dialogue and implement awareness programs as directed by both Provincial and District municipality initiatives</li> <li>• Maintain dialogue with District and all appropriate sector departments</li> <li>• Implement Wellness policy</li> <li>• Mainstream internal HIV &amp; AIDS and other STD's through the municipal Wellness programme</li> </ul>
Medium Term Strategies (3-4 Yrs.)	<ul style="list-style-type: none"> <li>• Continue with Short Term strategies</li> </ul>
Long term Strategies (5 Yrs. +)	<ul style="list-style-type: none"> <li>• Continue with Short Term strategies</li> </ul>



## Projects

Project (A)	HIV /AIDS awareness
-------------	---------------------

## KPI's

In order to measure the contribution and progress made in achieving the abovementioned strategies, the following Strategic indicators and 5 year targets have been identified:

Indicator	Number of quarterly HIV /AIDS awareness campaigns conducted by 30 June 2023				
Annual Targets (5 years)	Year 1	Year 2	Year 3	Year 4	Year 5
Actual	4	4	4	4	4

### 4.4.2.3 Cemeteries

Programme/Function	Cemeteries
Programme Objective (SMART)	The establishment and maintenance of cemeteries in accordance with applicable by-laws and legislation
Programme Objective Outcome	Community upliftment
Short Term Strategies (1-2 Yrs.)	<ul style="list-style-type: none"> <li>• Develop cemetery Master plan</li> <li>• Develop cemetery maintenance plan</li> <li>• Identification of suitable land to establish proposed new cemeteries</li> </ul>
Medium Term Strategies (3-4 Yrs.)	<ul style="list-style-type: none"> <li>• Develop land suitable for new cemeteries</li> <li>• Implementation of the Cemetery Master plan</li> <li>• Maintain cemeteries</li> </ul>
Long term Strategies (5 Yrs. +)	<ul style="list-style-type: none"> <li>• Maintain cemeteries</li> </ul>

## Projects

Project (A)	Maintenance of cemeteries through EPWP
Project (B)	Conduct audit of land availability for new cemeteries SDF

## KPI's

In order to measure the contribution and progress made in achieving the abovementioned strategies incorporated within this programme, appropriate indicators and 3 year targets have been identified and will be incorporated in the 2022/23 SDBIP.

#### 4.4.2.4 Libraries

Programme/Function	Libraries
Programme Objective (SMART)	To provide ancillary educational support through the provision of library services to create a learning environment for all sectors of the community
Programme Objective Outcome	Facilitate promotion of education upliftment within communities
Short-Term Strategies (1-2 Yrs.)	<ul style="list-style-type: none"> <li>• Conduct status quo on existing library facilities</li> <li>• Develop business plan on needs</li> <li>• Dialogue with Provincial Department Sports, Arts and Culture for additional funding</li> <li>• Investigate alternative external funding sources</li> <li>• Maintain adequate stock and supply of suitable reading and reference books</li> </ul>
Medium-Term Strategies (3-4 Yrs.)	<ul style="list-style-type: none"> <li>• Negotiate with Province for the provision of a mobile Library for rural areas</li> <li>• Maintain adequate stock and supply of suitable reading and reference books</li> </ul>
Long-term Strategies (5 Yrs. +)	<ul style="list-style-type: none"> <li>• Maintain adequate stock and supply of suitable reading and reference books</li> </ul>

#### Projects

Project (A)	Provision of a mobile Library for rural areas by Provincial SAC
-------------	---

#### KPI's

In order to measure the contribution and progress made in achieving the abovementioned strategies, the following Strategic indicators and 5 year targets have been identified:

Indicator	Number of internet users at the Library facilities per quarter in 2022/23 financial year				
Annual Targets (5 years)	Year 1	Year 2	Year 3	Year 4	Year 5
Actual					

#### 4.4.2.5 Safety and Security/Licensing & Registration

Programme/Function	Safety and Security
Programme Objective (SMART)	Facilitate safe and secure neighbourhoods and ensure that all legislated road ordinance and local by-laws are enforced to provide a safe environment for all road users and minimise traffic violations and road accidents traffic law enforcement
Programme Objective Outcome	Safe and secure communities
Short Term Strategies (1-2 Yrs.)	<ul style="list-style-type: none"> <li>• Enforcement of all local by-laws</li> <li>• Implementation of Road Safety Summit</li> <li>• Implementation of Road Safety Awareness Campaigns</li> <li>• Decentralization of licensing and learners to satellite offices</li> <li>• Procurement of a digital speed camera</li> </ul>
Medium Term Strategies (3-4 Yrs.)	<ul style="list-style-type: none"> <li>• Implement Law enforcement projects to improve the safety and security of the public in general</li> <li>• Debt collection of unpaid traffic fines</li> <li>• Decentralization of licensing and learners to satellite offices</li> <li>• Ensure proper functioning of the testing station in line with DOT legislation.</li> </ul>
Long term Strategies (5 Yrs. +)	<ul style="list-style-type: none"> <li>• Implement Law enforcement projects to improve the safety and security of the public in general</li> </ul>

#### Projects

Project (A)	Road Safety Summit
Project (B)	Road Safety Campaign

#### KPI's

In order to measure the contribution and progress made in achieving the abovementioned strategies incorporated within this programme, appropriate indicators and 3 year targets have been identified and will be incorporated in the 2022/23 SDBIP.

Indicator (Project A)	Number of Road Safety Summits held by 30 June 2027				
Annual Targets (5 years)	Year 1	Year 2	Year 3	Year 4	Year 5
Actual	1	1	1	1	1

Indicator (Project A)	Number of Road Safety Campaigns held by 30 June 2027 (Including Easter and Christmas periods)
-----------------------	---

Annual Targets (5 years)	Year 1	Year 2	Year 3	Year 4	Year 5
Actual	4	4	4	4	4

#### 4.4.2.6 Disaster Management

Programme/Function	Disaster Management
Programme Objective (SMART)	To focus on ways and means to prevent and/or mitigate the risks and/or results of disasters and to maximise preparedness for potential emergencies and disasters, thus optimising the safe guarding of life and property
Programme Objective Outcome	Mitigate the risks and/or results of disasters
Short Term Strategies (1-2 Yrs.)	<ul style="list-style-type: none"> <li>Capacity building of communities</li> </ul>
Medium Term Strategies (3-4 Yrs.)	<ul style="list-style-type: none"> <li>Finalise and Implementation of Disaster Management Plan (DMP)</li> <li>Capacity building of communities</li> </ul>
Long term Strategies (5 Yrs. +)	<ul style="list-style-type: none"> <li>Implementation of the (DMP)</li> </ul>

#### Projects

Project (A)	Disaster Awareness Campaigns
Project (B)	Disaster Advisory Forum

#### KPI's

In order to measure the contribution and progress made in achieving the abovementioned strategies incorporated within this programme, appropriate indicators and 3 year targets have been identified and will be incorporated in the 2022/23 SDBIP.

Indicator (Project A)	Number of Disaster Awareness Campaigns held by 30 June 2027				
Annual Targets (5 years)	Year 1	Year 2	Year 3	Year 4	Year 5
Actual	8	8	8	8	8

Indicator (Project B)	Number of Disaster Advisory Forums held by 30 June 2027				
Annual Targets (5 years)	Year 1	Year 2	Year 3	Year 4	Year 5
Actual	4	4	4	4	4

#### 4.4.2.7 Environmental Management

Programme/Function	Environmental Management
--------------------	--------------------------

Programme Objective (SMART)	To ensure communities are contributing toward Climate Change and reduction of Carbon footprint
Programme Objective Outcome	Environmental friendly community
Short Term Strategies (1-2 Yrs.)	<ul style="list-style-type: none"> <li>• Develop Environmental Master Plan and Management framework</li> <li>• Monitor implementation Waste Management programme</li> <li>• Enforcement of relevant by-laws</li> <li>• Implementation of strict pollution control</li> <li>• Monitoring of water quality, air quality management, noise management</li> <li>• Awareness campaigns on environmental issues</li> <li>• Hosting of events on environmental calendar</li> </ul> Create an Environmental organizational unit and capacitate
Medium Term Strategies (3-4 Yrs.)	<ul style="list-style-type: none"> <li>• Continuation of Short-Term Strategies</li> </ul>
Long term Strategies (5 Yrs. +)	<ul style="list-style-type: none"> <li>• Continuation of Short-Term Strategies</li> </ul>

### Projects

Project (A)	Development of an Environmental Management Plan
-------------	---

### KPI's

In order to measure the contribution and progress made in achieving the abovementioned strategies incorporated within this programme, appropriate indicators and 3 year targets have been identified and will be incorporated in the 2022/23 SDBIP.

Indicator (Project A)	Development of an Environmental Management Plan by 30 June 2023				
Annual Targets (5 years)	Year 1	Year 2	Year 3	Year 4	Year 5
Actual	1	N/A	N/A	N/A	N/A

#### 4.4.2.8 Parks Management

Programme/Function	Parks Management
Programme Objective (SMART)	The establishment and maintenance of parks and recreational facilities in accordance with applicable by-laws and legislation
Programme Objective Outcome	Recreational friendly community
Short Term Strategies (1-2 Yrs.)	<ul style="list-style-type: none"> <li>• Monitor implementation Parks Management programme</li> <li>• Enforcement of relevant by-laws</li> <li>• Implementation of landscaping master plan</li> </ul>
Medium Term Strategies (3-4 Yrs.)	<ul style="list-style-type: none"> <li>• Continuation of Short-Term Strategies</li> </ul>
Long term Strategies (5 Yrs. +)	<ul style="list-style-type: none"> <li>• Continuation of Short-Term Strategies</li> </ul>

#### Projects

Project (A)	Implementation on Landscaping master plan
-------------	---

#### KPI's

In order to measure the contribution and progress made in achieving the abovementioned strategies incorporated within this programme, appropriate indicators and 3 year targets have been identified and will be incorporated in the 2022/23 SDBIP

Indicator (Project A)	Landscaping master plan implementation reports				
Annual Targets (5 years)	Year 1	Year 2	Year 3	Year 4	Year 5
Actual	1	1	1	1	1

## 4.5 KPA 3: Local Economic Development (LED)

### STRATEGIC GOAL: INCLUSIVE ECONOMY

Local Economic Development (LED) is an approach towards economic development which allows and encourages local people to work together to achieve sustainable economic growth and development thereby bringing economic benefits and improved quality of life for all residents in a local municipal area. The Constitution of South Africa mandates municipalities to play an important role in the LED of their municipal area, necessitating the development of a new skills base within municipalities. The prosperity and welfare of communities around South Africa depends on the capacity of municipalities to take advantage of economic opportunities for sustained employment and enterprise growth. Sound LED practice can facilitate a situation for economic growth, impacting positively on an enabling situation, job creation opportunities and poverty reduction. Therefore, the quality of economic development planning and facilitation is of critical importance, to developing good LED practice, which is crucial to both sound pragmatic LED initiatives and improved economic performance. In Ephraim Mogale Local Municipality, the main aim of the LED approach is to:

- Establish a job-creating economic growth path
- Embark upon sustainable rural development and urban renewal
- Bring the poor and disadvantaged to the centre of development.

The following sectors were identified as the key pillars of the Ephraim Mogale Local Municipality economy: Agriculture, Tourism, Mining and SMMEs development.

#### 4.5.1 Strategic Objective: To Grow the Economy and Provide Livelihood Support

The National Development Plan aims for an economy that will create more jobs by:

- Realising an environment for sustainable employment and inclusive economic growth
- Promoting employment in labour-absorbing industries
- Increased investment in new agricultural technologies, research and the development of adaptation strategies for the protection of rural livelihoods and expansion of commercial agriculture
- An additional 643 000 direct jobs and 326 000 indirect jobs in the agriculture, agro-processing and related sectors by 2030
- Strengthening government's capacity to give leadership to economic development
- Mobilising all sectors of society around a National vision

It further aims to achieve the following targets by 2030:

- Unemployment rate should fall to 14% by 2021 and 6% by 2030;
- Require an additional 11 million jobs, total employment should rise from 24 million;
- Proportion of adults working should increase from 41% to 61%;
- Proportion of adults in rural areas working should rise from 29% to 40%;
- Labour force participation should rise from 54% to 65%;
- Gross Domestic Product (GDP) should increase by 2.7 times in real terms;
- Proportion of national income earned by the bottom 40% should rise from about 6% to 10% in 2030;

- Broad ownership of assets by historically disadvantaged groups; and
- Public Employment programmes should reach 1 million by 2015 and 2 million by 2030.

The NDP further aims to have an inclusive and integrated rural economy. It is envisaged that by 2030, South Africa's rural communities should have greater opportunities to participate fully in the economic, social and political life of the country. A million jobs to be created through agricultural development based on effective land reform and the growth of irrigated agriculture and land production. The focus is also on basic services that enable people to develop the capabilities they need to take advantage of economic opportunities throughout the country and so contribute to the development of their communities through remittances and the transfer of skills. Food security and the empowerment of farm workers is also a priority. Industries, tourism and small enterprises should be developed where potential exists.

National Outcome 4 and 7 relate to decent employment through inclusive economic growth and vibrant, equitable and sustainable rural communities with food security for all. The outputs of these two outcomes refer to the implementation of community work programmes.

Ephraim Mogale Local Municipality seeks to compile programmes and strategies that involve partnerships and encourage entrepreneurship through capacitating communities and thus grow the local economy in a sustainable manner. Project specifications need to be developed that will incorporate labour intensive methods and identify opportunity areas and expose SMMEs to incubation projects which will stimulate development and thereby enhance job creation will enhance and expand the SMME value chain. Through the aforementioned initiatives the municipality strives to positively reduce the unemployment rate.

Ephraim Mogale Local Municipality strives towards contributing to the priorities set out in the NDP and National Outcomes through the implementation of this strategic objective. The outcome to be achieved through this strategic objective is an enhanced and sustainable local economy.

The following projects/initiatives will assist the successful implementation of this strategic objective:

- Job Creation through development of N11 & R573 (Moloto Corridor Project)
- Develop Flag Boshielo Dam as a tourism destination
- Leverage job opportunities through expansion of mining activities
- Creation of job opportunities through agricultural related activities

The following programmes are linked to the above strategic objective:

- Agro-processing Industrial Development
- Tourism Development and promotion
- SMMEs and Informal Business Development
- Mining Development and Promotion
- Extended Public Works Programme (EPWP)



#### 4.5.1.1 Creating an enabling environment

Programme/Function	LED
Programme Objective Statement (SMART)	To create effective ICT development and governance and improve skills development and training programmes.
Programme Objective Outcome	Improved ICT and governance including capacitated SMMEs
Short Term Strategies (1-2 Yrs.)	<ul style="list-style-type: none"> <li>• Host an LED Summit</li> <li>• Updating of Informal sector By-law</li> <li>• Institutional Capacity building</li> <li>• Technical and Agriculture skills</li> <li>• Development of youth in agriculture</li> <li>• Implementation of Limpopo Business Regulation Act 5 of 2003 (LIBRA)</li> </ul>
Medium Term Strategies (3-4 Yrs.)	<ul style="list-style-type: none"> <li>• Early Childhood development programme for ICT in schools</li> <li>• Development of ICT infrastructure in the municipality</li> </ul>
Long term Strategies (5 Yrs. +)	<ul style="list-style-type: none"> <li>• Maintain Short / Medium Term strategies</li> </ul>

#### Projects

Project (A)	Updating informal sector By-law Implementation of LIBRA
Project (B)	SMMEs training and workshops Capacity building for LED unit

#### KPI's

In order to measure the contribution and progress made in achieving the abovementioned strategies, the following indicators and 5 year targets have been identified:

Indicator	Updating Informal Sector By-law by 30 June 2023				
Annual Targets (5 years)	Year 1	Year 2	Year 3	Year 4	Year 5
Actual	1	1	1	N/A	N/A

Indicator	Issuing of Business Permits by 30 June 2023				
Annual Targets (5 years)	Year 1	Year 2	Year 3	Year 4	Year 5
Actual	1	1	1	1	1

Indicator	Training for SMMEs and Co-operatives by 30 June 2023				
Annual Targets (5 years)	Year 1	Year 2	Year 3	Year 4	Year 5
Actual	1	1	1	1	1

Indicator	Capacitating the LED unit by 30 June 2023				
Annual Targets (5 years)	Year 1	Year 2	Year 3	Year 4	Year 5
Actual	1	1	1	N/A	N/A

#### 4.5.1.2 SMMEs and informal business development

Programme/Function	SMMEs and Informal Business Development
Programme Objective Statement (SMART)	The establishment of entrepreneurial and small business (Formal and Informal) support structures
Programme Objective Outcome	Improved business skills and effective support structures
Short Term Strategies (1-2 Yrs.)	<ul style="list-style-type: none"> <li>Trading areas (zones)</li> <li>Trading structures (stalls)</li> <li>Informal economy regulation</li> <li>Training for informal economy traders</li> <li>Updated SMMEs Database</li> </ul>
Medium Term Strategies (3-4 Yrs.)	<ul style="list-style-type: none"> <li>Establishment of inclusive business expansion incubators</li> <li>SMMEs precinct development</li> </ul>
Long term Strategies (5 Yrs. +)	<ul style="list-style-type: none"> <li>Maintain Short and Medium Term Strategies</li> </ul>

#### Projects

Project (A)	Reallocation of Trading areas (zones)
Project (B)	Rehabilitate and build trading structures (Stalls)
Project (C)	Rehabilitate and build trading structures (Stalls)

#### KPI's

In order to measure the contribution and progress made in achieving the abovementioned strategies, the following Strategic indicators and 5 year targets have been identified:

Indicator	Number of re-allocated trading zones by 30 June 2023				
Annual Targets (5 years)	Year 1	Year 2	Year 3	Year 4	Year 5
Actual	1	1	N/A	N/A	N/A

Indicator	Number of trading structures rehabilitated by 30 June 2023				
Annual Targets (5 years)	Year 1	Year 2	Year 3	Year 4	Year 5
Actual	1	1	N/A	N/A	N/A

Indicator	Reports on the implementation of LIBRA by 30 June 2023
-----------	--

Annual Targets (5 years)	Year 1	Year 2	Year 3	Year 4	Year 5
Actual	1	1	1	N/A	N/A

#### 4.5.1.3 Tourism development and promotion

Programme/Function	Tourism
Programme Objective Statement (SMART)	To become a leading tourist destination in the District
Programme Objective Outcome	Viable tourist destination
Short Term Strategies (1-2 Yrs.)	<ul style="list-style-type: none"> <li>• Development of Tourism Information Centre</li> <li>• Develop tourism map for the municipal area</li> <li>• Establishment of tourism forum/association</li> <li>• Expanding Arts and Culture cooperatives</li> <li>• Development of Arts and Craft Centre</li> <li>• Development of Cultural Tourism (village walkabout)</li> <li>• Co-Hosting Cultural and Heritage events</li> <li>• Guided tour and tour operators</li> <li>• Road cycling event</li> </ul>
Medium Term Strategies (3-4 Yrs.)	<ul style="list-style-type: none"> <li>• Develop Flag Boshielo Dam as a tourism destination</li> <li>• Raft building and jet-skiing</li> <li>• Undertake feasibility to develop African style accommodation in villages</li> </ul>
Long term Strategies (5 Yrs. +)	<ul style="list-style-type: none"> <li>• Maintain Short / Medium Strategies</li> </ul>

#### Projects

Project (A)	<ul style="list-style-type: none"> <li>• Development of Tourism Information centre</li> <li>• Develop tourism map for the municipal area</li> </ul>
Project (B)	<ul style="list-style-type: none"> <li>• Develop Business Plan with respect to Flag Boshielo Dam tourism</li> </ul>

#### KPI's

In order to measure the contribution and progress made in achieving the abovementioned strategies incorporated within this programme, appropriate indicators and 3 year targets have been identified and will be incorporated in the 2022/23 SDBIP

Indicator	Developed Tourism Information Centre and Tourism map for the municipal area by 30 June 2023				
Annual Targets (5 years)	Year 1	Year 2	Year 3	Year 4	Year 5
Actual	1	1	N/A	N/A	N/A

Indicator	Developed Business Plan with respect to Flag Boshielo Dam tourism by 30 June 2023
-----------	---

Annual Targets (5 years)	Year 1	Year 2	Year 3	Year 4	Year 5
Actual	1	1	N/A	N/A	N/A

#### **4.5.1.4 Agro-processing industrial development**

Programme/Function	Agro-processing and industrial development
Programme Objective (SMART)	To ensure the development and expansion of agro-processing industries in the municipality
Programme Objective Outcome	Establish partnership agreements with external social partnerships
Short Term Strategies (1-2 Yrs.)	<ul style="list-style-type: none"> <li>• Develop partnerships, Corporate and Social Responsibility programmes</li> <li>• Develop partnership with Tompi Seleka Agricultural college to secure placements for suitably qualified candidates</li> <li>• Develop sound agreements with external partnerships</li> <li>• MOU agreements approved and incorporated in 2022/2023-2026/2027 IDP</li> </ul>
Medium Term Strategies (3-4 Yrs.)	<ul style="list-style-type: none"> <li>• MOU agreements in terms of commitment to project implementation</li> </ul>
Long term Strategies (5 Yrs. +)	<ul style="list-style-type: none"> <li>• Maintain Short-Term strategies</li> </ul>

#### **Projects**

Project (A)	Signing of MoU with external partners including Tompi Seleka Facilitate the expansion of fruit processing industry
-------------	---

## KPI's

In order to measure the contribution and progress made in achieving the abovementioned strategies, the following Strategic indicators and 5 year targets have been identified:

Indicator	Number of MOU's signed with respect to external Social Responsibility Programmes by 30 June 2023				
Annual Targets (5 years)	Year 1	Year 2	Year 3	Year 4	Year 5
Actual	1	1	1	1	1

### 4.5.1.5 Extended Public Works Programme (EPWP)

Programme/Function	EPWP
Programme Objective (SMART)	The establishment and promotion of opportunities that create job opportunities through the mechanism of EPWP, both in Capital labour intensive projects and LED initiatives
Programme Objective Outcome	To create job opportunities
Short Term Strategies (1-2 Yrs.)	<ul style="list-style-type: none"> <li>Establish correct reporting functional responsibility</li> <li>Ensure that the procurement process recognizes the role of awarding tenders to contractors who employ or sub contract work to emerging SMME's</li> <li>Establish labour intensive projects such as cleaning, waste re-cycling etc.</li> <li>Maintain EPWP Town cleaning project</li> <li>Expansion of EPWP Security program in preparation of a cost reduction strategy</li> <li>Partner through the Corporate Social Investment (CSI) and Social Labour Plan (SLP) programmes to leverage FTE work opportunities</li> </ul>
Medium Term Strategies (3-4 Yrs.)	<ul style="list-style-type: none"> <li>Implement Security Cost reduction strategy (Incorporation of EPWP Security program into Municipal Security service)</li> <li>Maintain Short Term Strategies</li> </ul>
Long term Strategies (5 Yrs. +)	<ul style="list-style-type: none"> <li>Maintain Short Term Strategies</li> </ul>

## Projects

Project (A)	Increase the number of job opportunities
-------------	--

## KPI's

In order to measure the contribution and progress made in achieving the abovementioned strategies, the following Strategic indicators and 5 year targets have been identified:

Indicator	Number of EPWP job opportunities provided through EPWP grant by 30 June 2022 (GKPI)
-----------	---

Annual Targets (5 years)	Year 1	Year 2	Year 3	Year 4	Year 5
Actual	1	1	1	N/A	N/A

#### 4.5.1.6 Mining development and promotion

Programme/Function	Mining development and promotion
Programme Objective (SMART)	To ensure mining beneficiation and promotion
Programme Objective Outcome	Improved participation of local community in mining value chain
Short Term Strategies (1-2 Yrs.)	<ul style="list-style-type: none"> <li>Development and monitoring of Social and Labour Plans(SLPs)</li> </ul>
Medium Term Strategies (3-4 Yrs.)	<ul style="list-style-type: none"> <li>Marble and slate production</li> <li>Marble stone production</li> </ul>
Long term Strategies (5 Yrs. +)	<ul style="list-style-type: none"> <li>Maintain Short and Medium Term Strategies</li> </ul>

#### Projects

Project (A)	<ul style="list-style-type: none"> <li>Development and monitoring of SLPs</li> </ul>
Project (B)	<ul style="list-style-type: none"> <li>Marble and slate production</li> <li>Marble stone production</li> </ul>

#### KPI's

In order to measure the contribution and progress made in achieving the abovementioned strategies, the following Strategic indicators and 5 year targets have been identified:

Indicator	Number of Social Labour Plans Developed by 30 June 2023				
Annual Targets (5 years)	Year 1	Year 2	Year 3	Year 4	Year 5
Actual	1	1	1	N/A	N/A

## **4.6 KPA 4: Municipal Transformation and Institutional Development**

### **STRATEGIC GOAL: SKILLED AND RETAINED WORKFORCE**

#### **4.6.1 Strategic Objective: To Develop and Retain Skilled and Capacitated Workforce**

The NDP priority of Building a capable and developmental State advocates the following:

- Staff at all levels have the authority, experience, competence and support they need to do their jobs.

National Outcome 12 that deals with an efficient and development oriented public service targets the following outputs:

- Business processes, systems, decision rights and accountability management.
- The institutional capacity and effectiveness of municipalities is increased.
- Clean, responsive and accountable administration.

This strategic objective responds to the institutional priority issues that relate to training and development that will ensure a responsive and performing workforce and resources that will create a customer-focused, friendly and helpful working environment. The municipality must attract and retain skilled personnel and provide WSP & skills audit related training in support of the strategic intent of the municipality. The outcome to be achieved through this strategic objective is an effective and efficient workforce focused on service delivery. The following projects/initiatives will assist the successful implementation of this strategic objective:

- Conduct skills needs audits and align it to the WSP
- Filling of all critical positions
- Conduct an employee satisfaction survey
- Develop employee retention strategy
- Provide qualified professional counselling with respect to the Employment Assistance Programme

The following programmes are linked to the above strategic objective:

- Institutional Development
- Labour Relations
- Legal Services
- Workplace Health, Safety and EAP
- Policies
- Information and communications technology (ICT)
- Communications

- Record keeping and management

#### 4.6.1.1 IDP Development:

Programme/Function	IDP Development
Programme Objective Statement (SMART)	The Local Government Municipal Systems Act (MSA) No.32 of 2000 as amended, and other relevant supplementary legislative and policy frameworks require that local government structures prepare Integrated Development Plans (IDPs). In compliance with the relevant legislation
Programme Objective Outcome	To provide the strategic framework that guides the municipality's planning and budgeting over the course of a political term to address the needs of the community within acceptable budget parameters
Short-Term Strategies (1-2 Yrs.)	<ul style="list-style-type: none"> <li>• Ensure that all phases of the development of the IDP are aligned to legislation and the approved IDP/Budget/Performance Process Plan</li> <li>• Compliance to COGHSTA IDP guidelines</li> <li>• Review the IDP annually taking cognizance of budget and internal/ external factors according to approved Process Plan</li> <li>• Ensure that the strategic mandate (intent) of the IDP is effectively delivered through the mechanism of the SDBIP</li> <li>• Effective communication to the community through Public Participation</li> </ul>
Medium-Term Strategies (3-4 Yrs.)	<ul style="list-style-type: none"> <li>• Maintain-Short Term Strategies</li> </ul>
Long term Strategies (5 Yrs. +)	<ul style="list-style-type: none"> <li>• Maintain-Short Term Strategies</li> </ul>

#### Projects

Project (A)	IDP Annual Strategic Lekgotla
-------------	-------------------------------

#### KPI's

In order to measure the contribution and progress made in achieving the abovementioned strategies, the following indicators and 5 year targets have been identified:

Indicator	Final IDP tabled and approved by Council by 31 May 2022				
Annual Targets (5 years)	Year 1	Year 2	Year 3	Year 4	Year 5
Actual	1	1	1	1	1



#### 4.6.1.2 Institutional Development

Programme/Function	Institutional Development
Programme Objective Statement (SMART)	Improved efficiency and effectiveness of the municipal administration by capacitating existing and new staff
Programme Objective Outcome	Capacitated, motivated and effective staff
Short Term Strategies (1-2 Yrs.)	<ul style="list-style-type: none"> <li>• Conduct organisational analysis</li> <li>• Review the organisational structure and ensure alignment to IDP and organisational needs</li> <li>• Complete employee job description, contract exercise</li> <li>• Contribute towards addressing critical shortage of office accommodation</li> <li>• Conduct skills needs audits and align it to the Work Skills Plan</li> <li>• Address salary disparities</li> <li>• Address grading disparity between Councilors and Administrative staff</li> <li>• Ensure filling of all critical positions in 2022/23 as per Council resolution</li> <li>• Conduct an employee satisfaction survey to determine underlying reasons for poor work ethics</li> <li>• Implement staff motivation measures</li> <li>• Implement Employee Assistance Programme (EAP)</li> <li>• Develop employee retention strategy and submit to Council for approval</li> <li>• Develop Talent management strategy</li> <li>• Review and update the Employment Equity Plan</li> <li>• Develop and distribute an Institutional Calendar</li> <li>• Develop a detailed Council Resolution register maintained by the chairman of the Portfolio Committee</li> <li>• Conduct awareness campaign with respect to accepted dress code</li> </ul>
Medium Term Strategies (3-4 Yrs.)	<ul style="list-style-type: none"> <li>• Implementation of employment equity targets</li> <li>• Maintain Short Term Strategies</li> </ul>
Long term Strategies (5 Yrs. +)	<ul style="list-style-type: none"> <li>• Maintain Short Term Strategies</li> </ul>

## Projects

Project (A)	Develop compliant Human Resource Strategy.
-------------	--

## KPI's

In order to measure the contribution and progress made in achieving the abovementioned strategies, the following indicators and 5 year targets have been identified:

Indicator	Review organisational structure and align to the IDP and Budget by 30 June 2023				
Annual Targets (5 years)	Year 1	Year 2	Year 3	Year 4	Year 5
Actual	1	1	1	1	1

Indicator	% of approved critical positions processed within three months on post being vacant (task 13 and above) by 30 June 2023				
Annual Targets (5 years)	Year 1	Year 2	Year 3	Year 4	Year 5
Actual	100%	100%	100%	100%	100%

Indicator	% of employees from previously disadvantaged groups appointed in the three highest levels of management as per the approved EE plan by 30 June 2023 (GKPI)				
Annual Targets (5 years)	Year 1	Year 2	Year 3	Year 4	Year 5
Actual	100%	100%	100%	100%	100%

Indicator	% of budget spent implementing the Workplace Skills Plan by 30 Jun 2023 (GKPI)				
Annual Targets (5 years)	Year 1	Year 2	Year 3	Year 4	Year 5
Actual	100%	100%	100%	100%	100%

Indicator	Conduct employee satisfaction survey by 30 June 2023				
Annual Targets (5 years)	Year 1	Year 2	Year 3	Year 4	Year 5
Actual	1	N/A	N/A	1	N/A

#### 4.6.1.3 Labour Relations

Programme/Function	Labour Relations
Programme Objective Statement (SMART)	To ensure fair and equitable labour practices are implemented and compliant with the applicable Labour legislations
Programme Objective Outcome	Fair and equitable labour practices
Short-Term Strategies (1-2 Yrs.)	<ul style="list-style-type: none"> <li>To conduct training workshops on internal labour policies</li> <li>Follow up on resolutions of monthly Local Labour Forum (LLF) meetings</li> <li>Ensure implementation of approved labour relation policies and procedures</li> </ul>
Medium-Term Strategies (3-4 Yrs.)	<ul style="list-style-type: none"> <li>Maintain sound and effective labour practices</li> </ul>
Long-term Strategies (5 Yrs. +)	<ul style="list-style-type: none"> <li>Maintain sound and effective labour practices</li> </ul>

#### Projects

Project (A)	TBA
-------------	-----

#### KPI's

In order to measure the contribution and progress made in achieving the abovementioned strategies incorporated within this programme, appropriate indicators and 3 year targets will be identified and incorporated in the 2022/23 SDBIP.

#### 4.6.1.4 Legal Services

Programme/Function	Legal Services
Programme Objective Statement (SMART)	To provide legal support to all departments and mitigation of legal risks.
Programme Objective Outcome	Compliance to all applicable legislation and ensure that all formal contracts, legal documents are drawn up as prescribed.
Short-Term Strategies (1-2 Yrs.)	<ul style="list-style-type: none"> <li>Ensure all municipal activities are legally compliant.</li> <li>Ensure timelines with respect to processing of legal documents are adhered to.</li> <li>Investigate legality of identified various lease documents.</li> <li>Avoid unnecessary litigation cases.</li> </ul>
Medium-Term Strategies (3-4 Yrs.)	<ul style="list-style-type: none"> <li>Maintain Short -Term Strategies</li> </ul>
Long-term Strategies (5 Yrs. +)	<ul style="list-style-type: none"> <li>Maintain Short-Term Strategies</li> </ul>

#### Projects

Project (A)	TBA
-------------	-----

## KPI's

In order to measure the contribution and progress made in achieving the abovementioned strategies incorporated within this programme, appropriate indicators and 3 year targets will be identified and incorporated in the 2022/23 SDBIP.

### 4.6.1.5 Workplace Health, Safety & EAP

Programme/Function	Workplace Health and Safety and EAP
Programme Objective Statement (SMART)	Occupational health is concerned with the health and safety of employees at work. The aim of the programme is to promote a healthy, safe and legislative compliant work environment, and a healthy, active and productive worker
Programme Objective Outcome	To improve the health and safety of the employees in compliance with OHS Act 85 of 1993
Short-Term Strategies (1-2 Yrs.)	<ul style="list-style-type: none"><li>• Appointment of safety representatives</li><li>• Retain and improve status quo in terms of the municipality's health and safety plan</li><li>• Submission of health and safety policy to Council for approval</li><li>• Promote health and safety in the workplace</li><li>• Provide professional counselling with respect to the Employment Assistance Programme</li></ul>
Medium-Term Strategies (3-4 Yrs.)	<ul style="list-style-type: none"><li>• Maintain Short -Term Strategies</li></ul>
Long-term Strategies (5 Yrs. +)	<ul style="list-style-type: none"><li>• Maintain Short-Term Strategies</li></ul>

## Projects

Project (A)	TBA
-------------	-----

## KPI's

In order to measure the contribution and progress made in achieving the abovementioned strategies incorporated within this programme, appropriate indicators and 3 year targets will be identified and incorporated in the 2022/23 SDBIP.

#### 4.6.1.6 Policies

Programme/Function	Policies
Programme Objective Statement (SMART)	To give guidance, advice and support with respect to the procedures that govern the daily work activities of the institution and employees of the organization.
Programme Objective Outcome	Ensure that all existing policies are reviewed and updated on an annual basis to reflect the current status quo and new policies developed as appropriate.
Short-Term Strategies (1-2 Yrs.)	<ul style="list-style-type: none"> <li>• Ensure that policies exist for all processes/activities in the municipality.</li> <li>• Review all existing policies and amend as appropriate.</li> <li>• Develop and update policies as required.</li> <li>• Provide access to all approved policies to all staff.</li> <li>• Ensure amended/new policies are communicated to staff.</li> <li>• Conduct awareness campaign in terms of the implementation of all policies.</li> </ul>
Medium-Term Strategies (3-4 Yrs.)	<ul style="list-style-type: none"> <li>• Maintain Short -Term Strategies</li> </ul>
Long-term Strategies (5 Yrs. +)	<ul style="list-style-type: none"> <li>• Maintain Short-Term Strategies</li> </ul>

#### Projects

Project (A)	TBA
-------------	-----

#### KPI's

In order to measure the contribution and progress made in achieving the abovementioned strategies, the following indicators and 5 year targets have been identified:

Indicator	Number of new / reviewed policies adopted by Council by 30 Jun 2023				
Annual Targets (5 years)	Year 1	Year 2	Year 3	Year 4	Year 5
Actual					

#### 4.6.1.7 Information and communications technology (ICT)

Programme/Function	Information and communications technology (ICT)
Programme Objective Statement (SMART)	Integration of computer and network hardware, software which enable users to access, store, transmit, manipulate information.
Programme Objective Outcome	Implementation of effective ICT systems and availability of secured information and data.
Short-Term Strategies (1-2 Yrs.)	<ul style="list-style-type: none"> <li>• Develop a 3 Year ICT Master Systems plan.</li> <li>• Secure adequate funding to support ICT projects.</li> <li>• Ensure that licenses are compliant.</li> <li>• Maintain software and hardware to keep abreast with developing technology.</li> <li>• Review &amp; implementation of Disaster Recovery Plan (DRP) and BCP.</li> <li>• Provision of access to Wi-Fi by the community.</li> <li>• Conduct basic computer training for employees.</li> <li>• Conduct survey of employees laptops.</li> </ul>
Medium-Term Strategies (3-4 Yrs.)	<ul style="list-style-type: none"> <li>• Maintain Short -Term Strategies</li> </ul>
Long-term Strategies (5 Yrs. +)	<ul style="list-style-type: none"> <li>• Maintain Short-Term Strategies</li> </ul>

#### Projects

Project (A)	Develop compliant ICT Master System Plan
Project (B)	Install Wi-Fi in all Wards.

#### KPI's

In order to measure the contribution and progress made in achieving the above mentioned strategies, the following indicators and 5 year targets have been identified:

Indicator	% availability of ICT network services by 30 June 2023				
Annual Targets (5 years)	Year 1	Year 2	Year 3	Year 4	Year 5
Actual	1	N/A	N/A	N/A	N/A

#### 4.6.1.8 Communications

Programme/Function	Communications
Programme Objective Statement (SMART)	Communication with the organization will be used for a wide variety of activities including, but not limited to: strategic communications planning, media relations, public relations (which can include social media, broadcast and written communications, and more), brand management, reputation management, speech-writing, customer-client relations, and internal/employee communications.
Programme Objective Outcome	Effective dissemination of municipal information.
Short-Term Strategies (1-2 Yrs.)	<ul style="list-style-type: none"> <li>• Review and implement Communication strategy.</li> <li>• Improve departmental submissions of information for the website content.</li> <li>• Conduct awareness campaign with respect to the approved Communication Strategy.</li> <li>• Rebrand the municipality with the assistance of an external communication specialist.</li> <li>• Promote municipal achievements through available media platforms.</li> <li>• Review and implement Communication strategy.</li> <li>• Improve departmental submissions of information for the website content.</li> <li>• Conduct awareness campaign with respect to the approved Communication Strategy.</li> <li>• Rebrand the municipality with the assistance of an external communication specialist.</li> <li>• Promote municipal achievements through available media platforms.</li> </ul>
Medium-Term Strategies (3-4 Yrs.)	<ul style="list-style-type: none"> <li>• Maintain Short -Term Strategies</li> </ul>
Long-term Strategies (5 Yrs. +)	<ul style="list-style-type: none"> <li>• Maintain Short-Term Strategies</li> </ul>

#### Projects

Project (A)	TBA
-------------	-----

## KPI's

In order to measure the contribution and progress made in achieving the abovementioned strategies incorporated within this programme, appropriate indicators and 3 year targets will be identified and incorporated in the 2022/23 SDBIP.

### 4.6.1.9 Record keeping and management

Programme/Function	Record keeping and management
Programme Objective Statement (SMART)	Systematic administration of records and documented information for its entire life cycle, from creation or receipt, classification, use, filing, retention, storage, to final disposition, for the purpose of maintaining and protecting memory/decisions of the institution in terms of National Archives and Records Services Act and related legislations.
Programme Objective Outcome	Ability to maintain created, used and disposal of records to achieve efficient, transparent and accountable governance in terms of National Archives and Records Services Act, 1996 (Act 43 of 1996) and related legislations.
Short-Term Strategies (1-2 Yrs.)	Conduct continuous internal workshops for officials and Councilors on the importance of record keeping and management. Review the workflow chart (mail tracking) in the Records Office. Appoint and retain adequately trained personnel in Records office. Resuscitate the use of electronic document management systems.
Medium-Term Strategies (3-4 Yrs.)	Maintain Short -Term Strategies
Long-term Strategies (5 Yrs. +)	Maintain Short-Term Strategies

## Projects

Project (A)	Resuscitate the use of electronic document management system.
Project (B)	Establish a designated centralized secure Records storage facility.

## KPI's

In order to measure the contribution and progress made in achieving the abovementioned strategies incorporated within this programme, appropriate indicators and 3 year targets will be identified and incorporated in the 2022/23 SDBIP.

Indicator	Electronic document management system resuscitated and in use by 30 June 2023
-----------	---



Annual Targets (5 years)	Year 1	Year 2	Year 3	Year 4	Year 5
Actual	1	N/A	N/A	N/A	N/A

Indicator	A designated centralized secure Records storage facility established by 30 June 2023				
Annual Targets (5 years)	Year 1	Year 2	Year 3	Year 4	Year 5
Actual	1	N/A	N/A	N/A	N/A

## 4.7 KPA 5: MUNICIPAL FINANCIAL VIABILITY AND MANAGEMENT

### STRATEGIC GOAL: FINANCIAL VIABILITY

#### 4.7.1 Strategic Objective: To Become Financially Viable

This goal relates directly to the National Outcome 9 which is: A responsive, accountable, effective and efficient local government system. Under this outcome, outputs 1 and 6: Administrative and financial capability as well as Implement a differentiated approach to municipal financing, planning and support relate directly to the goal under discussion. The following sub-outputs advocated that are relevant to Ephraim Mogale LM are as follows:

- The average monthly collection rate on billings to rise to 90%
- The percentage of municipalities under-spending on capex to be reduced from 63% to 30%
- The percentage of municipalities spending less than 5% of operational expenditure on repairs and maintenance to be reduced from 92% to 45%

Table 12 below illustrates the strategic objective's outcome while Table 13 illustrates the various programmes linked to the strategic objective.

**TABLE 12: FINANCIAL VIABILITY AND OUTCOME**

Strategic Objective	Objective Statement	Outcome
To become financially viable	Increased revenue generation to ensure a balanced budget to provide for both operational and capital project funding whilst growing investments and cash reserves to become less grant depended	Increased generation of own revenue and sufficient reserves for investment into communities and reduced grant dependency

**TABLE 13: FINANCIAL VIABILITY STRATEGIC OBJECTIVE PROGRAMMES**

KPA 5	Strategic Objective	Outcome
<b>Municipal Financial Viability and Management</b>	To become Financially Viable	Financial Reporting Financial Accounting (Revenue) Financial Accounting (Expenditure) Financial Management Asset Management Budget Management Supply Chain Management Fleet Management

The municipality needs to implement its revenue enhancement strategy to increase revenue generation and become less grant dependent and be in a financial position to fund infrastructure

projects from own funds whilst building sufficient cash reserves. This entails a rigorous implementation of the debt collection and credit control policy to fight the culture of non-payment for services which has characterized not only Ephraim Mogale Local Municipality but other municipalities across the Limpopo Province and the country at large.

The outcome to be achieved through this strategic objective is Increased generation of own revenue and sufficient reserves for investment into communities and reduced grant dependency.

The following key strategic projects/initiatives will assist the municipality to achieve this strategic objective:

- Implement Revenue enhancement strategy
- Increase revenue collection from 82% to 95% by 30 June 2023
- Appointment of competent human capital and build in house capacity
- Strict enforcement of SCM policy
- Develop BTO Standard Operating Procedure Manual
- Review and implement budget policy
- Capacity Building
- Develop cost containment policy

The following programmes are linked to this strategic objectives:

- Financial Reporting
- Financial Accounting (Revenue)
- Financial Accounting (Expenditure)
- Asset Management
- Budget Management
- Supply Chain Management
- Fleet Management

#### 4.7.1.1 Financial Reporting

Programme/Function	Financial reporting
Programme Objective Statement (SMART)	To ensure submission of credible Annual Financial Statements (AFS) in each financial year as legislated
Programme Objective Outcome	Improved compliance and obtain an improved audit opinion from Unqualified with findings Audit opinion to Unqualified with no findings (Clean Audit) opinion from the office of the Auditor General of South Africa (AGSA).
Short-Term Strategies (1-2 Yrs.)	<ul style="list-style-type: none"> <li>Obtain an improved Audit opinion from the office of the AG.</li> <li>Monitoring of skills transfer from service provider compiling AFS to municipal officials</li> </ul>
Medium-Term Strategies (3-4 Yrs.)	<ul style="list-style-type: none"> <li>Compile AFS bi-annually</li> </ul>
Long-term Strategies (5 Yrs. +)	<ul style="list-style-type: none"> <li>Maintain Compilation of AFS bi-annually</li> <li>Obtain a Clean Audit Opinion from the office of the AG</li> <li>Prepare AFS in-house</li> </ul>

#### Projects

Project (A)	AFS compilation
-------------	-----------------

#### KPI's

In order to measure the contribution and progress made in achieving the abovementioned strategies, the following indicators and 5 year targets have been identified:

Indicator	Draft Annual Financial Statements (AFS) submitted on or before 28 August 2022				
Annual Targets (5 years)	Year 1	Year 2	Year 3	Year 4	Year 5
Actual	1	1	1	1	1

Indicator	Number of quarterly section 52(d) MFMA reports submitted to Executive Mayor within legislative timeframes by 30 June 2023				
Annual Targets (5 years)	Year 1	Year 2	Year 3	Year 4	Year 5
Actual	4	4	4	4	4

#### 4.7.1.2 Financial Accounting (Revenue)

Programme/Function	Revenue
Programme Objective Statement (SMART)	To enhance revenue collection from 82% to 95% by end of 2026/27 financial year.
Programme Objective Outcome	To reduce Grant dependency and maintain a positive cash-flow
Short-Term Strategies (1-2 Yrs.)	<ul style="list-style-type: none"> <li>• Review and Implement Revenue Enhancement Strategy</li> <li>• Facilitate the review of rentals to be market related</li> <li>• Continuous Data cleansing and write off of debtors older than three years which council will not be able to collect.</li> <li>• Enforce collection of old debts through debt collection services</li> <li>• Produce supplementary valuations with the aim of optimizing revenue from property</li> <li>• Enforcement of the by-laws through assigning law enforcement municipal team (bi-annually)</li> <li>• Perform Vat Review as a source of revenue contribution through the appointed service provider</li> </ul>
Medium-Term Strategies (3-4 Yrs.)	<ul style="list-style-type: none"> <li>• Continue progressing all Short-Term Strategies</li> <li>• Integrate the GIS with Financial system</li> </ul>
Long-Term Strategies (5 Yrs. +)	<ul style="list-style-type: none"> <li>• Continue progressing all Short-Term Strategies</li> </ul>

#### Projects

Projects	<ul style="list-style-type: none"> <li>▪ Data Cleansing</li> <li>▪ Debt collection</li> <li>▪ Consumer Awareness</li> <li>▪ VAT Review</li> <li>▪ Market Related Rentals</li> <li>▪ Revenue Enhancement Strategy</li> </ul>
----------	---

#### KPI's

In order to measure the contribution and progress made in achieving the abovementioned strategies, the following indicators and 5 year targets have been identified:

Indicator	% outstanding service debtors to revenue by 30 June 2023 (GKPI)				
Annual Targets (5 years)	Year 1	Year 2	Year 3	Year 4	Year 5
Actual	100%	100%	100%	100%	100%

Indicator	% Debt coverage ratio by 30 June 2023 (GKPI)				
Annual Targets (5 years)	Year 1	Year 2	Year 3	Year 4	Year 5
Actual	2+	2+	2+	2+	2+

Indicator	Number of consultative meetings with Farmers Association by 30 June 2023				
Annual Targets (5 years)	Year 1	Year 2	Year 3	Year 4	Year 5
Actual	4	4	4	4	4

Indicator	Number of VAT reviews by 30 June 2023				
Annual Targets (5 years)	Year 1	Year 2	Year 3	Year 4	Year 5
Actual					

#### 4.7.1.3 Financial Accounting (Expenditure)

Programme/Function	Expenditure
Programme Objective Statement (SMART)	To ensure timeous processing of accurate invoices (within 30 days) and maintain positive cash flow reserves
Programme Objective Outcome	Sound Financial Liquidity and compliance with section 65 of the MFMA (eradication of fruitless and wasteful expenditure)
Short-Term Strategies (1-2 Yrs.)	<ul style="list-style-type: none"> <li>• Maintain Invoice register</li> <li>• Centralized submission of invoices to Finance</li> <li>• Strict enforcement of SCM policy</li> <li>• Enforce guidelines as per MFMA Circulars 70, 82 and 89</li> <li>• Ensure 100% spending of MIG to leverage additional funding from NT</li> <li>• Ensure payment of creditors within 30 days as per legislation and President Ramaphosa's announcement</li> </ul>
Medium-Term Strategies (3-4 Yrs.)	<ul style="list-style-type: none"> <li>• Continue progressing all Medium-Term Strategies</li> </ul>
Long-term Strategies (5 Yrs. +)	<ul style="list-style-type: none"> <li>• Continue progressing all Medium-Term Strategies</li> </ul>

## Projects

Projects:	<ul style="list-style-type: none"> <li>▪ Data Cleaning</li> <li>▪ Debt Collection</li> <li>▪ Consumer awareness</li> <li>▪ VAT review</li> <li>▪ Market related rental</li> <li>▪ Supplementary valuation roll</li> </ul>
-----------	---

## KPI's

In order to measure the contribution and progress made in achieving the abovementioned strategies, the following indicators and 5 year targets have been identified:

Indicator	% outstanding service debtors to revenue by 30 June 2023 (GKPI)				
Annual Targets (5 years)	Year 1	Year 2	Year 3	Year 4	Year 5
Actual	100%	100%	100%	100%	100%

Indicator	% Debt coverage ratio by 30 June 2023 (GKPI)				
Annual Targets (5 years)	Year 1	Year 2	Year 3	Year 4	Year 5
Actual	2+	2+	2+	2+	2+

Indicator	Number of consultative meetings with Farmers Association by 30 June 2023				
Annual Targets (5 years)	Year 1	Year 2	Year 3	Year 4	Year 5
Actual	4	4	4	4	4

Indicator	Cost coverage ratio (GKPI) by 30 June 2023				
Annual Targets (5 years)	Year 1	Year 2	Year 3	Year 4	Year 5
Actual	3+	3+	3+	3+	3+

Indicator	% of approved (compliant) invoices paid within 30 days				
Annual Targets (5 years)	Year 1	Year 2	Year 3	Year 4	Year 5
Actual	100%	100%	100%	100%	100%

#### 4.7.1.4 Supply Chain Management

Programme/Function	Supply Chain Management
Programme Objective Statement (SMART)	To effectively procure goods and services for the organization in a timely and cost effective manner in full compliance to legislative requirements
Programme Objective Outcome	Effective and efficient procurement of goods and services and improved compliance to required prescripts
Short Term Strategies (1-2 Yrs.)	<ul style="list-style-type: none"> <li>• Enforce adherence to procurement plans</li> <li>• Introduce Demand management plan</li> <li>• Develop SCM Standard Operating Procedure Manual</li> <li>• Appoint additional Bid committee members with reference to subordinates below managers</li> <li>• Conduct workshops through LED with SMME's on SCM regulations</li> <li>• Strict enforcement of SCM Policy</li> </ul>
Medium-Term Strategies (3-4 Yrs.)	<ul style="list-style-type: none"> <li>• Continue progressing Short-Term Strategies</li> </ul>
Long-term Strategies (5 Yrs. +)	<ul style="list-style-type: none"> <li>• Continue progressing Short-Term Strategies</li> </ul>

#### Projects

Project (A)	Review SCM Standard Operating Procedure Manual
-------------	--

#### KPI's

In order to measure the contribution and progress made in achieving the abovementioned strategies, the following indicators and 5 year targets have been identified:

Indicator	% of Bids processed in accordance with the procurement plan by 30 June 2023				
Annual Targets (5 years)	Year 1	Year 2	Year 3	Year 4	Year 5
Actual					

Indicator	% reduction in the category of Irregular expenditure by 30 June 2023				
Annual Targets (5 years)	Year 1	Year 2	Year 3	Year 4	Year 5
Actual					



#### 4.7.1.5 Asset Management

Programme/Function	Asset Management
Programme Objective Statement (SMART)	To manage, maintain and safeguard the municipal asset register as per legislative requirements
Programme Objective Outcome	A GRAP Compliant asset register
Short-Term Strategies (1-2 Yrs.)	<ul style="list-style-type: none"> <li>• Training on GRAP updates</li> <li>• Review Asset management policy</li> <li>• Upload Fixed Asset Register on financial Management system</li> <li>• Ensure Asset register is GRAP compliant</li> </ul>
Medium-Term Strategies (3-4 Yrs.)	Capacitate an Asset Management Unit
Long-term Strategies (5 Yrs. +)	Maintain Short-Term Strategies

#### Projects

Project (A)	Conversion of manual register in to the asset module
Project (B)	Capacitate an Asset Management Unit

## KPI's

In order to measure the contribution and progress made in achieving the above mentioned strategies, the following indicators and 5 year targets have been identified:

Indicator	Annual submission of the asset verification report to the MM by 30 Sept 2022				
Annual Targets (5 years)	Year 1	Year 2	Year 3	Year 4	Year 5
Actual	1	1	1	1	1

Indicator	Capacitated Asset Management Unit by 30 Sept 2022				
Annual Targets (5 years)	Year 1	Year 2	Year 3	Year 4	Year 5
Actual					

### 4.7.1.6 Budget and Reporting

Programme/Function	Budget Management
Programme Objective Statement (SMART)	To effectively manage the operational and capital spending patterns in line with budget mandates and projected cash flow requirements
Programme Objective Outcome	Financial Liquidity
Short-Term Strategies (1-2 Yrs.)	<ul style="list-style-type: none"> <li>• Alignment of sub-systems to mSCOA</li> <li>• mSCOA chart to be used for the development of the 2022/23 MTREF</li> <li>• Review and implement budget policy</li> <li>• All Capital projects included in budget to be cash backed</li> <li>• Alignment of budget to IDP</li> <li>• Adherence to approved budget/IDP flow process plan</li> <li>• Determine threshold of R&amp;M budget, currently 3%</li> </ul>
Medium-Term Strategies (3-4 Yrs.)	<ul style="list-style-type: none"> <li>• Maintain Short-Term strategies</li> </ul>
Long-term Strategies (5 Yrs. +)	<ul style="list-style-type: none"> <li>• Maintain Short-Term strategies</li> </ul>

## Projects

Project (A)	MTREF Budget preparation and Approval by Council
-------------	--

## KPI's

In order to measure the contribution and progress made in achieving the abovementioned strategies, the following indicators and 5 year targets have been identified:

Indicator	Submission of MTREF Budget to Council for approval by 31 May 2022				
Annual Targets (5 years)	Year 1	Year 2	Year 3	Year 4	Year 5
Actual	1	1	1	1	1

### 4.7.1.7 Fleet Management

Programme/Function	Fleet Management
Programme Objective (SMART)	To ensure optimum availability of municipal vehicles in a cost effective manner
Programme Objective Outcome	Optimum availability of municipal vehicles
Short-Term Strategies (1-2 Yrs.)	<ul style="list-style-type: none"> <li>• Introduce card limits for fuel to minimize high costs</li> <li>• Develop Fleet Management/ Maintenance Procedure manual</li> <li>• Reduce turnaround time for repairs to one week</li> <li>• Ensure vehicle service cycles are adhered too</li> <li>• Install Fleet tracking monitoring system per vehicle</li> <li>• Review fleet management policy</li> </ul>
Medium-Term Strategies (3-4 Yrs.)	<ul style="list-style-type: none"> <li>• Maintain Short-Term Strategies</li> </ul>
Long-Term Strategies (5 Yrs. +)	<ul style="list-style-type: none"> <li>• Maintain Short-Term Strategies</li> </ul>

## Projects

Project (A)	Develop Fleet Management / Maintenance Plan
-------------	---

## KPI's

In order to measure the contribution and progress made in achieving the abovementioned strategies, the following indicators and 5 year targets have been identified:

Indicator	% availability of municipal fleet vehicles				
Annual Targets (5 years)	Year 1	Year 2	Year 3	Year 4	Year 5
Actual	90%	90%	100%	100%	100%

## **4.8 KPA 6: Good Governance and Public Participation**

### **STRATEGIC GOAL: SOUND GOVERNANCE PRACTICES**

#### **4.8.1 Strategic Objective: To Create a Culture of Accountability and Transparency**

Related to this strategic objective are the following NDP priorities:

- Reforming the public service
- A public service immersed in the development agenda but insulated from undue political interference.
- A State that is capable of playing a developmental and transformative role
- Relations between national, provincial and local government are improved through a more proactive approach to managing the intergovernmental system
- A corruption-free society, a high adherence to ethics throughout society and a government that is accountable to its people
- Transforming society and uniting the country

In light of the abovementioned priorities, the NDP states that a plan is only as credible as its delivery mechanism is viable. A capable State is an essential precondition for South Africa's development it does not materialise by decree, nor can it be legislated or created from conference resolutions. It has to be painstakingly built, brick by brick, institution by institution, and sustained and rejuvenated over time. It requires leadership, sound policies, skilled managers and workers, clear lines of accountability, appropriate systems and consistent and fair application of rules.

High corruption levels frustrate society's ability to operate fairly and efficiently and the State's ability to deliver on its development mandate, therefore political will is essential to combat the scourge of corruption. The fight against corruption has to be fought on three fronts: deterrence, prevention and education. The social dimension of corruption can only be tackled by focussing on values, through education. International experience shows that with political will and sustained application of the right strategies, corruption can be significantly reduced and public trust restored.

National Outcome 12 deals with an efficient and development oriented public service targets the following outputs:

- Business processes, systems, decision rights and accountability management
- The institutional capacity and effectiveness of municipalities is increased
- Clean, responsive and accountable administration

This strategic objective responds to the institutional priority issue that relates to internal controls. This means improved and effective enforcement of internal controls and systems. Increased engagement with relevant sectoral stakeholders and communities. Empowering communities to

become actively involved in public participation processes. Improved turnaround time and adherence to service delivery standards.

The outcome to be achieved through this strategic objective is sound governance through effective oversight.

The following projects / initiatives will assist successful implementation of this strategic objective:

- Strict enforcement of SCM policy
- Intense anti-fraud and corruption campaign
- Implement an internal fraud deterrent control system
- Obtain an Unqualified opinion from the office of the Auditor General
- Capacitate Ward committee members
- Implementation of an automated performance management system
- Establish a Customer Relations Section and Care Desk Facility
- Conduct a community satisfaction survey

Programmes linked to this strategic goal are:

- Audit
- Enterprise Risk Management
- Municipal Security Services
- By-laws
- Good Governance and Oversight
- Public Participation
- Customer / Stakeholder Management
- IDP Development
- Performance Management
- Transversal Special Programmes
- Indigents

#### 4.8.1.1 Internal Audit

Programme/Function	Internal Audit
Programme Objective Statement (SMART)	<ul style="list-style-type: none"> <li>To provide municipality with value adding internal audit assurance and consulting services</li> <li>To improve audit opinion of the municipality</li> <li>To provide sound oversight function over the governance and financial processes of the municipality</li> </ul>
Programme Objective Outcome	<ul style="list-style-type: none"> <li>Improved organization's governance through effective &amp; efficient internal control system</li> </ul>
Short Term Strategies (1-2 Yrs.)	<ul style="list-style-type: none"> <li>Capacitate internal audit unit with additional staff</li> <li>Ensure implementations of AG recommendations through the Audit Technical Committee</li> <li>Provide pre-requisite support to the audit and performance Committee</li> <li>Conduct an external quality assessment readiness</li> </ul>
Medium Term Strategies (3-4 Yrs.)	<ul style="list-style-type: none"> <li>Strengthen the Audit &amp; Performance Committee by striking a good combination of expertise</li> <li>Conduct an external quality assessment</li> <li>Maintain Short-Term Strategies</li> </ul>
Long term Strategies (5 Yrs. +)	<ul style="list-style-type: none"> <li>Maintain Medium Term Strategies</li> </ul>

#### Projects

Project (A)	Audit Action Plan Execution
-------------	-----------------------------

#### KPI's

In order to measure the contribution and progress made in achieving the abovementioned strategies, the following indicators and 5 year targets have been identified:

Indicator	% of auditor general matters resolved as per the approved Audit Action plan by 30 June 2023 (Total organisation)				
Annual Targets (5 years)	Year 1	Year 2	Year 3	Year 4	Year 5
Actual	100%	100%	100%	100%	100%

#### 4.8.1.2 Enterprise Risk Management:

Programme/Function	Enterprise Risk Management
Programme Objective Statement (SMART)	<ul style="list-style-type: none"> <li>To have a risk management system at optimized maturity level by 30 June 2023</li> <li>To build a corporate environment that is zero tolerant to fraud and corruption</li> <li>To ensure provision of comprehensive, efficient and cost-effective security services</li> </ul>
Programme Objective Outcome (1)	Improved management of risks to seize opportunities related to the achievement of their objectives
Short Term Strategies Statement (1-2 Yrs.)	<ul style="list-style-type: none"> <li>Training of Risk Committee members and departmental risk champions</li> <li>Awareness campaigns on risk management activities</li> <li>Develop Business continuity plan</li> <li>Intense anti-fraud and corruption campaign</li> <li>Establishment of Municipal Anti-fraud and corruption hotline</li> <li>Develop Consequence management procedure manual (With legal services)</li> </ul>
Medium Term Strategies (3-4 Yrs.)	<ul style="list-style-type: none"> <li>Maintain Short-Term Strategies</li> </ul>
Long term Strategies (5 Yrs. +)	<ul style="list-style-type: none"> <li>Maintain Short-Term Strategies</li> </ul>

#### Projects

Project (A)	Risk management Plan Execution
-------------	--------------------------------

#### KPI's

In order to measure the contribution and progress made in achieving the abovementioned strategies, the following indicators and 5 year targets have been identified:

Indicator	% execution of Risk management plan within prescribed timeframes per quarter in the year 2022/23 (Total organisation)				
Annual Targets (5 years)	Year 1	Year 2	Year 3	Year 4	Year 5
Actual	100%	100%	100%	100%	100%

#### 4.8.1.3 Municipal Security Systems

Programme/Function	Municipal Security Services
Programme Objective Statement (SMART)	Security services identify risks and serve as a deterrent to perceived criminal threats whilst providing for the safeguarding of property, assets and employees
Programme Objective Outcome	To safeguarding property, assets and employees
Short Term Strategies Statement (1-2 Yrs.)	<ul style="list-style-type: none"> <li>• Implement the Security Upgrade plan</li> <li>• Expansion of EPWP Security program in preparation of a cost reduction strategy</li> <li>• Upgrade internal security arrangements</li> </ul>
Long term Strategies (5 Yrs. +)	<ul style="list-style-type: none"> <li>• Maintain Medium Term Strategies</li> </ul>

#### Projects

Project (A)	EPWP Security program
Project (B)	Upgrade internal municipal security arrangements

#### KPI's

In order to measure the contribution and progress made in achieving the abovementioned strategies incorporated within this programme, appropriate indicators and 3 year targets have been identified and will be incorporated in the 2022/23 SDBIP.

Indicator	Number of EPWP Security programs by 30 June 2023				
Annual Targets (5 years)	Year 1	Year 2	Year 3	Year 4	Year 5
Actual					

Indicator	Number of internal municipal security arrangements upgraded by 30 June 2023				
Annual Targets (5 years)	Year 1	Year 2	Year 3	Year 4	Year 5
Actual					



#### 4.8.1.4 By-Laws

Programme/Function	By-laws
Programme Objective Statement (SMART)	To enforce by-laws of the municipalities
Programme Objective Outcome	Effective By-law enforcement
Short-Term Strategies (1-2 Yrs.)	<ul style="list-style-type: none"> <li>• Timeous gazetting of all By-Laws</li> <li>• Develop new By-laws as appropriate</li> <li>• Enforcement of By-laws</li> <li>• Monitor development of By-law with respect to Hawker management control</li> </ul>
Medium-Term Strategies (3-4 Yrs.)	<ul style="list-style-type: none"> <li>• Maintain Short-Term Strategies</li> </ul>
Long-Term Strategies (5 Yrs. +)	<ul style="list-style-type: none"> <li>• Maintain Short-Term Strategies</li> </ul>

#### Projects

Project (A)	TBA
-------------	-----

#### KPI's

In order to measure the contribution and progress made in achieving the abovementioned strategies incorporated within this programme, appropriate indicators and 3 year targets have been identified and will be incorporated in the 2022/23 SDBIP.

#### 4.8.1.5 Good Governance and Oversight:

Programme/Function	Good Governance and Oversight
Programme Objective (SMART)	To provide transparency and openness in the daily administration of the Institution for the benefit of all stakeholders. To create a culture of accountability and transparency as per the National Development Plan (NDP) priorities of <ul style="list-style-type: none"> <li>• Reforming the public service</li> <li>• Fighting corruption</li> <li>• Transforming society and uniting the country</li> </ul>
Programme Objective Outcome	An accountable and transparent administration through effective oversight
Short-Term Strategies (1-2 Yrs.)	<ul style="list-style-type: none"> <li>• Transforming society and uniting the country</li> <li>• Develop sound business processes, policies, systems and accountable management</li> <li>• Capacitate all levels of management in sound governance practices</li> <li>• Ensure departments resolve all AG management issues</li> <li>• Obtain an Unqualified Audit Opinion from the Office of the AG</li> <li>• Functional oversight committees must be in place, e.g. Audit committee and Municipal Public Accounts Committees (MPAC)</li> <li>• Clear delineation of roles and responsibilities between key leadership structures</li> </ul>
Medium-Term Strategies (3-4 Yrs.)	Obtain a Clean Audit Opinion from the Office of the AG Maintain Short-Term Strategies
Long-Term Strategies (5 Yrs. +)	Maintain Medium Term Strategies

#### Projects

Project (A)	
-------------	--

#### KPI's

In order to measure the contribution and progress made in achieving the abovementioned strategies, the following indicators and 5 year targets have been identified:

Indicator	Submission of Draft Final consolidated Annual Report to Council on or before 28 January 2023				
Annual Targets (5 years)	Year 1	Year 2	Year 3	Year 4	Year 5
Actual	1	1	1	1	1

Indicator	Obtain a Qualified Auditor General opinion for the 22/23 financial year				
Annual Targets (5 years)	Year 1	Year 2	Year 3	Year 4	Year 5
Actual	Unqualified	Clean Audit	Clean Audit	Clean Audit	Clean Audit

#### 4.8.1.6 Public Participation

Programme/Function	Public Participation
Programme Objective Statement (SMART)	To implement responsive and accountable processes with the community.
Programme Objective Outcome	Improved public confidence
Short-Term Strategies (1-2 Yrs.)	<ul style="list-style-type: none"> <li>• Community engagement (Mayoral Imbizos, IDP processes, Annual Report)</li> <li>• Empower Ward committee structures</li> <li>• Establish effective Ward committee structures, with monthly meetings supported by respective Ward Councilors.</li> <li>• Obtain legal opinion &amp; Council authority for Ward Councilors to endorse “proof of residence” forms</li> <li>• Establish appropriate Forums and schedule monthly departmental meetings with Portfolio Committees. Capacitate Ward committee members.</li> <li>• Implement quarterly Ward operational plans</li> <li>• Utilise the Community Development Workers (CDWs), Ward committees and Councilors to communicate project progress.</li> <li>• Assist Ward Committees to develop ward based plans.</li> </ul>
Medium-Term Strategies (3-4 Yrs.)	Maintain Short-Term Strategies
Long-Term Strategies (5 Yrs. +)	Maintain Short-Term Strategies

#### Projects

Project (A)	Public Participation
-------------	----------------------

## KPI's

In order to measure the contribution and progress made in achieving the abovementioned strategies, the following indicators and 5 year targets have been identified:

Indicator	Number of Public Participation Programs held by 30 June 2023				
Annual Targets (5 years)	Year 1	Year 2	Year 3	Year 4	Year 5
Actual					

Indicator	% of Ward operational plans submitted to Council per annum				
Annual Targets (5 years)	Year 1	Year 2	Year 3	Year 4	Year 5
Actual					

### 4.8.1.7 Customer/Stakeholder Relationship Management

Programme/Function	Customer/Stakeholder Relationship Management
Programme Objective Statement (SMART)	Create positive relationships with all relevant stakeholders through the appropriate management of their expectations and agreed objectives to strengthen participatory governance within the community
Programme Objective Outcome	Support an organization's strategic objectives by interpreting and influencing both the external and internal environment
Short-Term Strategies (1-2 Yrs.)	<ul style="list-style-type: none"> <li>Improve channels of communication internally and with the public using all available mediums, alternate media, newspapers etc.,</li> <li>Train all employees in the principles of Batho Pele.</li> <li>Establish a Customer Relations Section and Care Desk Facility</li> <li>Assist Ward Committees to develop ward based plans.</li> <li>Re-evaluate IGR and District Forum functionality</li> <li>Finalize HIV/AIDS policy and ensure it aligns to the National Youth strategy guidelines</li> </ul>
Medium-Term Strategies (3-4 Yrs.)	Align municipal Calendar of Events with Provincial Corporate Diary
Long-Term Strategies (5 Yrs. +)	Maintain Short-Term strategies

## Projects

Project (A)	Coordinate the conducting of Customer Satisfaction Survey.
Project (B)	Establish a Customer Relations Desk.

## KPI's

In order to measure the contribution and progress made in achieving the abovementioned strategies, the following indicators and 5 year targets have been identified:

Indicator	Conduct annual Community Satisfaction Surveys by the 30 June 2023				
Annual Targets (5 years)	Year 1	Year 2	Year 3	Year 4	Year 5
Actual	1	1	1	1	1

#### 4.8.1.8 Performance Management:

Programme/Function	Performance Management
Programme Objective Statement (SMART)	Monitoring and evaluation of the organization's implementation of its strategic objectives, programmes and projects in line with the approved IDP through the SDBIP framework
Programme Objective Outcome	Improved organization efficiency and compliance with regard to Annual Audit on predetermined objectives
Short Term Strategies (1-2 Yrs.)	<ul style="list-style-type: none"> <li>Compliance to all relevant legislation and the Municipal PMS Framework</li> <li>Review PMS Framework</li> <li>Capacitation of all staff members in terms of PMS</li> <li>Implementation of the automated Performance Management System</li> </ul>
Medium Term Strategies (3-4 Yrs.)	<ul style="list-style-type: none"> <li>Maintain Short Term Strategies</li> <li>Cascading of individual performance management to all employees</li> </ul>
Long term Strategies (5 Yrs. +)	<ul style="list-style-type: none"> <li>Maintain Short / Medium Term Strategies</li> </ul>

#### Projects

Project (A)	Implementation of the automated Performance Management System
-------------	---

#### KPI's

In order to measure the contribution and progress made in achieving the abovementioned strategies, the following indicators and 5 year targets have been identified:

Indicator	Final SDBIP approved by Executive Mayor within 28 days after approval of Budget				
Annual Targets (5 years)	Year 1	Year 2	Year 3	Year 4	Year 5
Actual	1	1	1	1	1

Indicator	Submission of Final audited consolidated Annual Report to Council on or before the 28 January 2023				
Annual Targets (5 years)	Year 1	Year 2	Year 3	Year 4	Year 5
Actual	1	1	1	1	1

Indicator	% of KPIs attaining organisational targets by 30 June 2023 (Total organisation)				
Annual Targets (5 years)	Year 1	Year 2	Year 3	Year 4	Year 5
Actual					

#### 4.8.1.9 Transversal Special Programmes

Programme/Function	Transversal (Special) Programmes
Programme Objective Statement (SMART)	To comply with the National Outcomes 2 and 8 to achieve a long and healthy life for all South Africans as well as sustainable human settlements and improved quality of household life.
Programme Objective Outcome	To Improve the quality of life through addressing the needs of specific communities, women, elderly, youth, disabled, traditional healers, LGBT, pensioners and the marginalised
Short-Term Strategies (1-2 Yrs.)	<ul style="list-style-type: none"> <li>• Develop a Youth strategy</li> <li>• Conduct awareness campaigns to combat identified social ills</li> <li>• Provide life skills and health education programmes to the youth</li> <li>• Provision of awareness campaigns conducted with respect to Children's Rights</li> <li>• Host events aimed at women, elderly, disabled, LGBT, traditional healers, and the marginalised</li> <li>• Host frequent moral regeneration meetings</li> <li>• Solicit a more equitable allocation from the municipal budget to fund programmes and initiatives</li> </ul>
Medium-Term Strategies (3-4 Yrs.)	<ul style="list-style-type: none"> <li>• Maintain Short-Term strategies</li> </ul>
Long-Term Strategies (5 Yrs. +)	<ul style="list-style-type: none"> <li>• Maintain Short-Term strategies</li> </ul>

#### Projects

Project (A)	Development of a Youth strategy
-------------	---------------------------------

#### KPI's

In order to measure the contribution and progress made in achieving the abovementioned strategies, the following indicators and 5 year targets have been identified:

Indicator	Number of Transversal programmes implemented in terms of mainstreaming with respect to Gender, Disabled, Woman, LGBT and Children Rights by 30 Jun 2023				
Annual Targets (5 years)	Year 1	Year 2	Year 3	Year 4	Year 5
Actual	4	4	4	4	4

#### 4.8.1.10 Indigents

Programme/Function	Indigents
Programme Objective Statement (SMART)	To ensure that all qualifying indigent beneficiaries are registered to obtain free basic services
Programme Objective Outcome	Provision of free basic services to all qualifying Indigents
Short-Term Strategies (1-2 Yrs.)	<ul style="list-style-type: none"> <li>• Conduct survey and re-validate the indigent register annually</li> <li>• Conduct awareness campaign with respect to indigent benefits</li> </ul>
Medium-Term Strategies (3-4 Yrs.)	<ul style="list-style-type: none"> <li>• Review and update Indigent register</li> <li>• Implement a rehabilitation programme to assist current indigents to exit and become financially self-sustainable</li> </ul>
Long-term Strategies (5 Yrs. +)	<ul style="list-style-type: none"> <li>• Maintain Medium-Term Strategies</li> </ul>

#### Projects

Project (A)	Validation of the Indigent register
-------------	-------------------------------------

#### KPI's

In order to measure the contribution and progress made in achieving the abovementioned strategies, the following indicators and 5 year targets have been identified:

Indicator	% of (indigents) households with access to free basic electricity services by 30 June 2023 (GKPI)				
Annual Targets (5 years)	Year 1	Year 2	Year 3	Year 4	Year 5
Actual	100%	100%	100%	100%	100%



## **SECTION D**

### **5. CONCLUSIONS**

The review of the 2022/2023 IDP for Ephraim Mogale Local Municipality discussed in this document as informed by the Strategic Planning Lekgotla held on 16 -18 February 2022 at the Anew Capital Hotel in Pretoria will inform the Municipal Performance Management and Monitoring System, the Built Environment Performance Plan, Spatial Development Framework and the Medium Term Expenditure Framework (Budgets) for the 2022/23 Financial Year. Following this Lekgotla, Ephraim Mogale Local Municipality will also prepare a Service Delivery and Budget Implementation Plan (SDBIP) as an implementation tool as stipulated in the MFMA 56 of 2003 to be approved by the Mayor of the municipality in terms of sections 53 (1) (c) (ii) for implementing municipal services and its annual budget.

The core components of the reviewed IDP and/or to be informed by the review as indicated in Section 26 of the Municipal Systems Act 32 of 2000 and as discussed in this working document are:

1. The municipal council's vision for the long term development of the municipality with special emphasis on the municipality's most critical development and internal transformation needs;
2. An assessment of the existing level of development in the municipality, which must include an identification of communities which do not have access to municipal services;
3. The council's development priorities and objectives for its elected term, including its local economic aims and its internal transformation needs;
4. The Council's development strategies which must be aligned with any national or provincial sectoral plans and planning requirements binding on the municipality;
5. The spatial development framework which must include the provision of basic guidelines for a land use management system for the municipality;
6. The council's operational strategies;
7. Applicable disaster management plans;
8. A financial plan, which must include a budget projection for at least the next three years; and
9. The key performance indicators and performance targets determined in terms of Section 41.

## CHAPTER 12 MUNICIPAL PROJECTS AND BUDGET SUMMARY

### 12.1 Municipal Projects and Budget Summary

Project No:	Project Name:	Project Description:	Project Location	Strategic Objective	Outcome	Performance Indicator	Target	Medium Term Expenditure Framework					Funding	Implementation Agent	EIA
								2022/2023	2023/2024	2024/2025	2025/2026	2026/2027			
<b>KPA 1: SPATIAL RATIONAL</b>															
SR01	Compliance with Town Planning Scheme regulations	To process land uses applications received.	EPMLM	To build Integrated human settlements.	Rationally developed and sustainable integrated human settlements	% Of land use applications received and processed within 60 days as per the SPLUMA Act 16 of 2013	100%	R0.00	R0.00	R0.00			Own	EPMLM	N/A
SR02	EPMLM Town Planning By-Laws	To ensure alignment to the Spatial Planning Land Use Management Act	EPMLM			Number of Town Planning related By-Laws/policies developed and gazetted	01	104,000.00	108,160.00	112,486.40	R0.00	R0.00	own	EPMLM	
SR03	Compliance with National Building Regulations	To ensure approval of building plans	EPMLM			% Of buildings; constructed with approved plans, inspected within 5 days that comply with the National Building	100%	R0.00	R0.00	R0.00			Own	EPMLM	

Project No:	Project Name:	Project Description:	Project Location	Strategic Objective	Outcome	Performance Indicator	Target	Medium Term Expenditure Framework					Funding	Implementation Agent	EIA
								2022/2023	2023/2024	2024/2025	2025/2026	2026/2027			
						Regulations and Building Standards Amendments Act No 49 of 1995									
SR04	Tenure Upgrading	To provide local communities with tenure rights through proclamation of settlements	EPMLM			Township Proclamation/Registration/Deed	2	R0.00	R0.00	R0.00			Own	HDA/COGHSTA	
SR05	Review of SDF	To review Spatial Development Framework and Implementation in terms of the SPLUMA Act	EPMLM			Number of Reviewed EPMLM Spatial Development Framework submitted to Council by June 2019	1	R0.00	R0.00	R0.00	R0.00		Own	EPMLM	
SR06	Township Establishment	To provide local communities with tenure rights through proclamation of settlements	EPMLM			Number of sites demarcated	300	R0.00	R0.00	R0.00			Own 0	EPMLM and COGHSTA	
SR07	Human settlement	Allocation of RDP houses And Registration of housing beneficiaries	16 wards			Number of quarterly progress reports in terms of new housing units provided	04 progress reports (600 houses allocated)	R 0 00	R0.00	R0.00	R0.00		Own	COGHSTA	

Project No:	Project Name:	Project Description:	Project Location	Strategic Objective	Outcome	Performance Indicator	Target	Medium Term Expenditure Framework					Funding	Implementation Agent	EIA
								2022/2023	2023/2024	2024/2025	2025/2026	2026/2027			
						by CoGHSTA submitted to Council by June 2020	and registered )								
SR08	Precinct plan	Compilation of a precinct plan for marble hall town	EPMLM			Submission and approval of the Precinct Plan.	01	137,280.00	142,771.20	148,482.05	R0.00	R0.00	Own	EPMLM	
SR09	Land Use Audit	Compilation of s comprehensive land use audit report database within Marble Hall	EPMLM			To conduct Land Use Audit	Land Use Audit conducted	468,000.00	486,720.00	506,188.80	R0.00	R0.00	Own	EPMLM	
SR10	Site Demarcation	Land Surveying, Sites Pegging and finalization of the General Plan for 500 erven in accordance with an approved Layout Plan.	Uitvught			No. of General Plan developed and approved by Council	An approved General Plan.	572,000.00	594,880.00	618,675.20	R0.00	R0.00	Own	EPMLM	

**KPA 2: BASIC SERVICES: IMPROVE COMMUNITY WELL-BEING THROUGH ACCELERATED SERVICE**

**ELECTRICAL DIVISION**

BS01	Transformer Maintenance and oil testing	To test and maintain the transformer	Marble Hall	To improve community well-being through provision of	Improved access to basic services	Number of transformers maintained	50 transformers tested.	2,830,719	3,800,160	3,971,167	4,153,840	4,349,071	Own	EPMLM	
------	---	--------------------------------------	-------------	--	-----------------------------------	-----------------------------------	-------------------------	-----------	-----------	-----------	-----------	-----------	-----	-------	--

Project No:	Project Name:	Project Description:	Project Location	Strategic Objective	Outcome	Performance Indicator	Target	Medium Term Expenditure Framework					Funding	Implementation Agent	EIA	
								2022/2023	2023/2024	2024/2025	2025/2026	2026/2027				
BS02	Ring Main Unit Maintenance	To maintain the ring main unit.	Marble Hall	accelerated service delivery		Number of ring main units serviced	20 Ring main units serviced.						Own	EPMLM		
BS03	Substation Audit	Test all protection in 3 substations	Marble Hall			Number of panels tested	24 Panels tested							Own	EPMLM	
BS04	Public Lighting- Inspection of streets lights	Inspection of streets lights	EPMLM			Number of Street light fittings inspected	3980	500,000	835,800	872,784	798,815	836,359		Own	EPMLM	
BS05	Public Lighting- Maintenance of streets lights	Maintenance of streets lights	EPMLM			% of faulty Street light fittings repaired within 90 days.	100%							Own	EPMLM	
BS06	Public Lighting- Inspection of Mast lights	Inspection of Mast lights	EPMLM			Number of Mast lights fittings inspected	2412							Own	EPMLM	
BS07	Public Lighting- Maintenance of Mast lights	Maintenance of Mast lights	EPMLM			% Of Faulty Mast light fittings repaired within 90 days	100%							Own	EPMLM	
BS08	Energy Efficiency & Demand side	Retrofit public lighting	EPMLM			Number of light fittings replaced	150 light fittings replaced	0	5,000,000					DMRE Grant	EPMLM	

Project No:	Project Name:	Project Description:	Project Location	Strategic Objective	Outcome	Performance Indicator	Target	Medium Term Expenditure Framework					Funding	Implementation Agent	EIA
								2022/2023	2023/2024	2024/2025	2025/2026	2026/2027			
	Management														
BS09	Upgrade Municipal ESKOM Supply	Increase the current 7.5MVA ESKOM supply to 10MVA	Marble Hall, Ext1, ESKOM Main substation			MVA Capacity from ESKOM	10MVA supply from Eskom	3,000,000	3,000,000	3,000,000	3,000,000	3,000,000	Own	EPMLM	
BS10	Replace old 35mm <sup>2</sup> PILC 11kV cable from Erf181 to 830	Replace old 35mm <sup>2</sup> PILC 11kV cable from Erf181 to 830	Marble Hall, Ext 3, Erf181 to 830			Meter of cable installed	280-meter cable installed	100,000					Own	EPMLM	
BS11	Replace 60kWh prepeiad meters	Replace 60kWh old problematic prepaid meters	Marble Hall			Number of prepaid kWh meter replaced	60 kWh prepaid meters replaced	100,000	110,000	121,000	130,000	135,000	Own	EPMLM	
BS12	Replace 30kWh meters	Replace 30kWh old meters	Marble Hall			Number of electricity meters replaced	30 kWh Electricity meters replaced	150,000	165,000	181,500	200,000	220,000	Own	EPMLM	
BS13	Replace Streetlight wood poles at Mmotwane ng 20	Replace 20 wood streetlight poles at Mmotwaneng	Mmotwaneng			Number of wood poles replaced.	20 wood streetlight poles replaced	180,000	198,000	217,800	0	0	Own	EPMLM	
BS14	Install Quality of Supply Recorders	Install Quality of Supply Recorders in the network	Marble Hall			Number of new Quality of Supply Recorders	3 Power Quality Recorder urchased	0	660,000	800,000	0	0	Own	EPMLM	

Project No:	Project Name:	Project Description:	Project Location	Strategic Objective	Outcome	Performance Indicator	Target	Medium Term Expenditure Framework					Funding	Implementation Agent	EIA
								2022/2023	2023/2024	2024/2025	2025/2026	2026/2027			
		according to NERSA requirements				purchased and installed	and installed								
BS15	Industrial Substation Second Supply Phase 4 (cable)	Install new 11kV cable from OTK Substation to Industrial Substation	Marble Hall, Ext 4, Erf 863 to 878			Meter of new cable installed from stand 863 to Ind substation	700meter of new cable installed.	0	4,000,000				Own	EPMLM	
BS16	Replace Minisubstation Stand 338 Mopanie Street	Replace minisubstation at Erf338	Marble Hall, Ext 3, Stand 338, Mopanie Street			Number of minisubstation installed	1 minisubstation installed	1,800,000	0	0	0		Own	EPMLM	
BS17	Replace old PEX 11kV cable -Erf 812-1/900	Replace old 70mm, 11kV PEX cable with new cable	Marble Hall, Ext 5			Meter of cable installed	250meter of cable installed	1,000,000	0	0	0	0	Own	EPMLM	
BS18	Generator – corporate services 220kVA	Purchase of Generator 220Kva which includes (slab & roof, 25k, cable 15K)	Ephraim Mogale LM			Number of generators purchased and installed	1 generator purchased and installed	1,200,000	0	0	0		Own	EPMLM	
BS19	Transformer Replacement 150kVA – Portion 375	Replace faulty 150kVA transformer	Marble Hall, Portion 375, Ext 4			Number of transformers replaced	1 transformer replaced	250,000	0	0	0		Own	EPMLM	

Project No:	Project Name:	Project Description:	Project Location	Strategic Objective	Outcome	Performance Indicator	Target	Medium Term Expenditure Framework					Funding	Implementation Agent	EIA
								2022/2023	2023/2024	2024/2025	2025/2026	2026/2027			
BS20	Matseding Highmast	Construction and installation of masts lights	Matseding			Number of high mast lights installed	5 high masts installed	3,500,000	0	0	0		Own	EPMLM	
BS21	Doornspruit Highmast	Construction and installation of masts lights	Doornspruit			Number of high mast lights installed	6 high masts installed	3,500,000	0	0	0		Own		
BS22	New LDV with toolbox	New LDV with toolbox	New LDV with toolbox			Number of new LDV's with toolbox purchased	1 new LDV with toolbox purchased	0	680,000	0	0	0	Own	EPMLM	
BS23	Tool Sets(3 tool sets-boxes complete with tools)	Purchase 3 toolboxes with tools	EPMLM			Number of toolboxes with tools purchased	3 toolboxes with tools purchased	0	100,000	0	120,000	0	Own	EPMLM	
BS24	Replace old PEX cable-Erf 1/900-749	Replace old 70mm, 11kV PEX cable with new cable	Marble Hall, Ext 5			Meter of cable installed	250meter of cable installed	0	760,000	0	0	0	Own	EPMLM	
BS25	Replace Minisubstation – Stand Sportfield	Replace minisubstation at Sportfield	Marble Hall, Ext 1, Remainder 12JS			Number of minisubstation installed	1 minisubstation installed	0	1,700,000	0	0	0	Own	EPMLM	
BS26	Replace old PEX Cable ERF 749-753	Replace old 11kV PEX cable. ERF 749-753 Wistaria & Dahlia streets	Marble Hall, Ext 5, Stand 749 to 753, Wistaria &			Meter of cable installed.	220meter of cable installed	0	770,000	0	0	0	Own	EPMLM	



Project No:	Project Name:	Project Description:	Project Location	Strategic Objective	Outcome	Performance Indicator	Target	Medium Term Expenditure Framework					Funding	Implementation Agent	EIA
								2022/2023	2023/2024	2024/2025	2025/2026	2026/2027			
			Dahlia Streets												
BS27	Replace 11kV overhead line with cable Industrial Street.	Replace overhead line with cable from OTK substation to portion 1229	Marble Hall, Ext 4, Portion 1229			Number of meters of cable installed	200Meter of cable installed	0	1,000,000	0	0	0	Own	EPMLM	
BS28	Replace Minisubstation Stand 749	Replace minisubstation at Stand 749	Marble Hall, Ext 5, Stand 749			Number of minisubstation installed	1 minisubstation installed	0	1,600,000	0	0	0	own	EPMLM	
BS29	Extend streetlights in Ficus Street (14)	Extend the streetlight between in Ficus Street	Marble Hall			Number of streetlights installed	14 streetlights installed	0	880,000	0	0		Own	EPMLM	
BS30	Replace RMU Ext.5 stand 902 with SF6 RMU	Replace oil, fused, ring main unit with a SF6 circuit breaker.	Marble Hall, Ext 5, Erf 902			Number of ring main units replaced	1 ring main unit replaced.	0	1,000,000	0	0		Own	EPMLM	
BS31	Extend 11kV cable from portion 1232 to Erf 862	Extend 11kV cable from portion 1232 to Erf 862	Marble Hall, Ext 4, portion 1232 to erf 862			Meter of cable installed	750meter of cable installed	0	3,500,000	0	0	0	own	EPMLM	
BS32	Transformer Replacement 500kVA – Portion 151	Replace faulty 500kVA transformer	Marble Hall, Portion			Number of transformers replaced	1 transformer replaced	0	650,000	0	0		Own	EPMLM	

Project No:	Project Name:	Project Description:	Project Location	Strategic Objective	Outcome	Performance Indicator	Target	Medium Term Expenditure Framework					Funding	Implementation Agent	EIA
								2022/2023	2023/2024	2024/2025	2025/2026	2026/2027			
			151, Ext 4												
BS33	Protection relays for OTK Substation	Upgrade the old mechanical relays to electronic relays	Marble Hall, Ext 4			Number of relays upgraded/replaced	8 relays replaced	0	450,000	0	0				
BS34	Moganyaka High Mass Lights	Construction and installation of high masts lights	Moganyaka			Number of high mast lights installed	6 mast lights installed	0	4,000,000	0	0		Own	EPMLM	
BS35	Leeufontein RDP High Mass Lights	Construction and installation of high masts lights	Leeufontein RDP			Number of high mast lights installed	6 mast lights installed	0	4,000,000	0	0		Own	EPMLM	
BS36	Shelving for workshop (20)	Purchase 20 shelves for electrical stores	Marble Hall			Number of shelves purchased	10 shelves purchased	0	0	0	100,000	50,000	Own	EPMLM	
BS37	Generator for functions)	Purchase of mobile generator - 100kVA (on trailer)	Ephraim Mogale			Number of generators on trailers purchased	1 generator on a trailer purchased	0	0	400,000	0		Own	EPMLM	
BS38	Xmas's decorations-Marble Hall	Purchase and installation of Xmas lights	Marble Hall			Number of fittings purchased and installed	70 LED fittings purchased and installed	0	0	250,000	250,000	250,000	Own	EPMLM	
BS39	Replace 6 wood poles on O/H line - Dump Site	Replace 6 wood electrical distribution poles at the	EPMLM			Number of wood poles replaced	6 wood poles replaced at OH line	0	0	100,000	0	0	Own	EPMLM	

Project No:	Project Name:	Project Description:	Project Location	Strategic Objective	Outcome	Performance Indicator	Target	Medium Term Expenditure Framework					Funding	Implementation Agent	EIA
								2022/2023	2023/2024	2024/2025	2025/2026	2026/2027			
		Municipal Dump site supply line													
BS40	Upgrade Switching Station to SF6 Erf202	Upgrade Switching Station to SF6 Erf202	SF6 ERF202 Marble Hall			Number of switching stations upgraded	1 switching station upgraded	0	0	1,200,000	0	0	Own	EPMLM	
BS41	Replace ring main unit Ext.1, Stand 97 Fourth Avenue with SF6	Replace oil, fused, ring main unit with a SF6 circuit breaker.	Marble Hall, Ext 1, Erf 97			Number of ring main units replaced	1 ring main unit replaced.	0	0	800,000		0	Own	EPMLM	
BS42	Replace old 35mm <sup>2</sup> PILC 11kV cable from Erf423 to 381	Replace old 35mm <sup>2</sup> PILC 11kV cable from Erf423 to 381	Marble Hall from Erf423 to 381			Meter of cable installed	380-meter cable installed	0	0	1,500,000	0		Own	EPMLM	
BS43	Extension 6 Substation (for new stands )	New substation and install 240mm cable from Main Sub to Stand 400	New stands (Marble Hall)			Substations and Meter of cable installed.	1 Substation and 2200meter of cable installed.	0	0	12,200,000	0	0	Own	EPMLM	
BS44	Malebitsa High Mass Lights	Construction and installation of high masts lights	Malebitsa			Number of high mast lights installed	6 mast lights installed	0	0	4,000,000	0		Own	EPMLM	
BS45	High Mast Lights – Mooihoek	Construction and installation of high masts lights	Leeufontein RDP			Number of high mast lights installed	6 mast lights installed	0	0	4,000,000	0		Own	EPMLM	

Project No:	Project Name:	Project Description:	Project Location	Strategic Objective	Outcome	Performance Indicator	Target	Medium Term Expenditure Framework					Funding	Implementation Agent	EIA
								2022/2023	2023/2024	2024/2025	2025/2026	2026/2027			
	(Tsimanyane South)														
BS46	New minisubstation-Densification	Install a new bigger minisubstation	Marble Hall, Ext 5, Erf 561			Number of minisubstations installed	1 minisubstation	0	0	0	1 000 000		own	EPMLM	
BS47	High Mast light project (6 x 40m masts)	Construction and installation of six masts lights	Matlala-Ramoshobo			Number of high mast lights installed	6 high mast lights installed	0	0	0	0	5 000 000	Own	EPMLM	
BS48	Minisubstation Stand 456 Iris Street	Replace Minisubstation at Stand 456	Marble Hall, Ext 5, Stand 456			Number of minisubstations replaced	1 minisubstation replaced	0	0	0	1,000,000		Own	EPMLM	
BS49	Mast light project (6 masts)	Construction and installation of six masts lights	Phetwane			Number of high mast lights installed	6 high mast lights installed	0	0	0	5,100,000		Own	EPMLM	
BS50	Smart metering project Phase 1	Installation of Smart meters at high consumption residential customers	Marble Hall, Ext 3 & 5			Number of meters installed	200meters installed	0	0	0	0	1,000,000	Own	EPMLM	
BS51	Replace Minisubstation Stand 1028	Replace minisubstation	Marble Hall, Ext 1 or 5, Stand 1028			Number of minisubstation installed	1 minisubstation installed	0	0	0	0	1,500,000	Own	EPMLM	

Project No:	Project Name:	Project Description:	Project Location	Strategic Objective	Outcome	Performance Indicator	Target	Medium Term Expenditure Framework					Funding	Implementation Agent	EIA
								2022/2023	2023/2024	2024/2025	2025/2026	2026/2027			
BS52	Replace ring main unit Ext.4, Stand 991, Emerald Street with SF6	Replace oil, fused, ring main unit with a SF6 circuit breaker.	Marble Hall, Ext 4, Erf 991			Number of ring main units replaced	1 ring main unit replaced.	0	0	0	850,000		own	EPMLM	
BS53	Crane Truck	Purchasing of a Crane Truck				Number of crane trucks purchased	1 crane truck purchased	0	0	0	0	2 000 000	Own	EPMLM	
BS54	Overhead line PORTION 1230 "B"	Move and refurbish overhead line.	Marble Hall, Ext 4, Portion 1230			Meter of overhead line constructed.	330meter overhead line constructed.	0	0	0	100,000	0	Own	EPMLM	
BS55	Replace Overhead line with cable Erf 991 to Erf 939 (400m)	Replace Overhead line with cable Erf 991 to Erf 939 (400m)	New stands (Marble Hall)			Meter of cable installed	400meter cable installed	0	0	0	1,200,000	0	Own	EPMLM	
BS56	Replace wired & 1st generation prepaid meters with wireless meters (100)	Replace wire communication & 1st generation prepaid meters in Ext 6 with new wireless meters	EPMLM			Number of prepaid meters replaced	100 Prepaid meters replaced	0	0	0	300 000	300 000	Own	EPMLM	
	SSEG for Municipal Buildings									1,500,000					

Project No:	Project Name:	Project Description:	Project Location	Strategic Objective	Outcome	Performance Indicator	Target	Medium Term Expenditure Framework					Funding	Implementation Agent	EIA
								2022/2023	2023/2024	2024/2025	2025/2026	2026/2027			
<b>ROADS AND STORMWATER DIVISION</b>															
BS57	Makgatle B & A community hall	Construction of a community hall	Makgatle	To improve community well-being through provision of accelerated service delivery	Improved access to basic services	No of hall Constructed	1	R0.00	R0.00	R0.00	0.00		Own	EPMLM	X
BS58	Leeuwfontein Sports Facility	Construction of Multi-Purpose Sports Fields	Leeuwfontein			No of Multi-purpose sports field constructed	1 multi-purpose sport field	R3000000.00	R250000.00	R0.00	0.00		own	EPMLM	X
BS59	Rakgwadi community hall	Construction of a Community Hall	Rakgwadi			No of community hall constructed	1	R0.00	R0.00	R0.00	0.00		Own	EPMLM	X
BS60	Mogalatsane/Phetwane Community Hall	Construction of a Community Hall	Mogalatsane/Phetwane			No of community hall constructed	1	R0.00	R0.00	R0.00	0.00		MIG	EPMLM	X
BS61	Stormwater Ext:6	Construction of Stormwater Control Structures	Marble hall X6			Km of stormwater constructed	0.5km of stormwater drain constructed	0.00	R0.00	R0.00	0.00		MIG	EPMLM	X
BS62	Manapyan Access Road Phase3	Upgrading from gravel to surfaced	Manapyan			Km of roads to be upgraded		R0.00	R0.00	R0.00			MIG	EPMLM	X
BS63	Construction: N11 Dualisation	Repairing and expansion of the road	Marble Hall n11			No of T Junction upgraded	2 junctions upgraded	R0.00	R0.00	R0.00	R1000000	R1200000	MIG	EPMLM	X
BS64	Rathoke internal street	Upgrading from gravel to surfaced	Rathoke			Km of roads to be upgraded	2 km of road upgraded	829,239.53	13,970,760.47	R0.00	R0.00	R0.00	MIG	EPMLM	X
BS65	Building of bridge	Construction of a bridge	Mathukuthela			No of bridge to be constructed		R0.00	R0.00	R0.00			MIG	EPMLM	X

Project No:	Project Name:	Project Description:	Project Location	Strategic Objective	Outcome	Performance Indicator	Target	Medium Term Expenditure Framework					Funding	Implementation Agent	EIA
								2022/2023	2023/2024	2024/2025	2025/2026	2026/2027			
	Mathukuthela														
BS66	Rehabilitation of Leeuwfontein internal streets	rehabilitation of internal streets	Leeuwfontein			Km of roads to be rehabilitated	0.5km of roads upgraded	0.00	R0.00	R0	R0.00	R0.00	MIG	EPMLM	X
BS67	Moganyaka Access Road	Upgrading from gravel to surfaced	Moganyaka			Km of roads to be upgraded	0.5km of road upgraded	0.00	R0.00	R0.00	0.00	0.00	MIG	EPMLM	X
BS68	Malebitsa Internal Road	Upgrading from gravel to surfaced	Malebitsa			Km of roads to be upgraded	1.0km of roads upgraded	0.00	R0.00	R0.00			MIG	EPMLM	X
BS69	Ngwalemong Internal Streets	Upgrading from gravel to surfaced	Ngwalemong			Km of roads to be upgraded	0.5km of roads upgraded	0.00	R0.00	R0.00			MIG	EPMLM	X
BS70	Mashemong/Mooihoek Internal Street	Upgrading from gravel to surfaced	Mashemong/moihoek			Km of roads to be upgraded	1.0km of roads upgraded	0.00	R0.00	R0.00			MIG	EPMLM	X
BS71	Mamphokgo Sports Complex	Completion of Mamphokgo Sports Complex	Mamphokgo			No of Sports complex constructed	1 number of sport facility constructed	600 000.00	R0.00	R0.00			MIG	EPMLM	X
BS72	Tshikanoshi Sports Complex	Planning and Design for Tshikanoshi Sports Complex	Tshikanoshi			No of Sports complex constructed	1 number of sport facility upgraded	2,000,000.00	8,000,000.00	R0.00			MIG	EPMLM	X

Project No:	Project Name:	Project Description:	Project Location	Strategic Objective	Outcome	Performance Indicator	Target	Medium Term Expenditure Framework					Funding	Implementation Agent	EIA
								2022/2023	2023/2024	2024/2025	2025/2026	2026/2027			
BS73	Vaalbank Internal Road	Upgrading from gravel to surfaced	Vaalbank			Km of roads to be upgraded	0.5km of road upgraded	R0.00	R5 545 375	R8 000 000	R8 000 000	R5 000 000	MIG	EPMLM	X
BS74	Construction of Industria Road	Upgrading from gravel to surfaced	Obaro road(in industrial)			Km of roads to be upgraded	Planning documents developed and submitted	R0.00	R0.00	R0.00			MIG	EPMLM	X
BS75	Dichoeung Internal Streets	Construction of Dichoeung Internal Streets	Dichoeung			Km of roads to be upgraded	0.8 km	5,620,000.00	R3 000 000	R0.00	R4 000 000		MIG	EPMLM	X
BS76	Bomag Roller Equipment	Purchasing of Bomag Roller Equipment	Ephraim Mogale			No of bomag roller purchased	1	1,800,000.00	R2 000 000	R0.00			Own	EPMLM	
BS77	Bomag roller (Walk behind)	Purchasing of Bomag Roller (Walk behind)	Ephraim Mogale			No of Bomag roller (walk behind)	1	250,000.00	R500 000	R0.00			Own	EPMLM	
BS78	Dumper truck	Purchasing of a Dumper Truck	Ephraim Mogale			No of Dumper truck	1	650,000.00	R0.0	R0.00			Own	EPMLM	
BS79	Mobile Toilets	Purchasing of Mobile Toilets	Ephraim Mogale			No of Mobile toilets	1	R0.00	R0.00	R0.00			Own	EPMLM	
BS80	Saw Cutter	Purchasing of a Saw Cutter machine	Ephraim Mogale			No of Saw Cutters purchased		200,000.00	0	R0.00			Own	EPMLM	
BS81	Bush Cutter	Purchasing of a Bush Cutter machine	Ephraim Mogale			No of Bush Cutters purchased		120,000.00	0	R0.00			Own	EPMLM	
BS82	Road and Stormwater Master Plan	Development and Implementation of Road and	Ephraim Mogale			No of the master plan developed	1	R0.00	R2 000 000	R0.00			Own	EPMLM	



Project No:	Project Name:	Project Description:	Project Location	Strategic Objective	Outcome	Performance Indicator	Target	Medium Term Expenditure Framework					Funding	Implementation Agent	EIA
								2022/2023	2023/2024	2024/2025	2025/2026	2026/2027			
		Stormwater Master Plan													
BS83	Light Delivery Vehicles	Purchasing of Light Delivery Vehicles	Ephraim Mogale			No of light delivery vehicle purchased	1	R0	R100 000.00	R0.00			Own	EPMLM	
BS84	Yellow Machines	Purchasing of Yellow Machines	Ephraim Mogale			No of Yellow Machines purchased	1	R10 000 000.00	0.00	R0.00			Own	EPMLM	
BS85	TLB	Purchasing of TLB	Ephraim Mogale			No of TLB purchased	1	0.00	R0	R0.00			Own	EPMLM	
BS86	Grader machinery	Purchasing of Grader machinery	Ephraim Mogale			No of motor grader purchased	1	0.00	R 4 500 000.00	R0.00			Own	EPMLM	
BS87	Low Bed Truck	Purchasing of Low Bed Truck	Ephraim Mogale			No of backhoe loader purchased	1	R 0 00	R 0 00	R0.00			Own	EPMLM	
BS88	Roller compactor	Purchasing of Roller Compactor	Ephraim Mogale			No of backhoe loader purchased	1	0.00	R 900 000	R0.00			Own	EPMLM	
BS89	Mabitsi internal Road	Upgrading from gravel to tar	Mabitsi			Km of road to be upgraded	1.5km of road upgraded	19,030,135.07	0.00	0.00	0.00		MIG	EPMLM	X
BS90	Mohlalaotwane internal Road	Upgrading from gravel to tar	Mohlalaotwane			Km of road to be upgraded	1.5km of road upgraded	R0	4007 945.28	1300 4233.33	0.00		MIG	EPMLM	X
BS91	Regae bus route	Upgrading from gravel to tar	Regae			Km of road to be upgraded	0.5km of road upgraded	9,621,335.87	0.00	0.00			MIG	EPMLM	X
BS92	Mmakgatle Internal roads	Upgrading from gravel to tar	Mmakgatle			Km of road to be upgraded	1.0km of roads upgraded	R0.00	R0.00	R0.00	R0.00		MIG	EPMLM	X

Project No:	Project Name:	Project Description:	Project Location	Strategic Objective	Outcome	Performance Indicator	Target	Medium Term Expenditure Framework					Funding	Implementation Agent	EIA
								2022/2023	2023/2024	2024/2025	2025/2026	2026/2027			
BS93	Elandskraal internal Streets	Upgrading from gravel to tar	Elandskraal			Km of road to be upgraded	0.5km of road upgraded	R0.00	R0.00	R0.00			MIG	EPMLM	X
BS94	Rehabilitation of Internal streets	Upgrading from gravel to tar	Marble Hall			Km of road to be upgraded	0.5km of road rehabilitated	R0.00	R0.00	R 0 00	R4 000 000		MIG	EPMLM	X
BS95	Building of low-level bridge Moganyaka	DESIGN AND CONSTRUCTION OF THE BRIDGE	Moganyaka			No of low-level bridge constructed		R0.00	R0.00	R 0 00	R2 000 000.00		MIG	EPMLM	X
BS96	Driefontein to Malebitsa Tar Road	Upgrading from gravel to tar	Driefontein to Malibitsa			Km of road to be upgraded		R0.00	R0.00	R 0 00			MIG	EPMLM	X
BS97	Upgrading of Matilu to Puleng Road	Upgrading from gravel to tar	Matilu to Puleng			Km of road to be upgraded		R0.00	R0.00	R 0 00	R8 000 000		MIG	EPMLM	X
BS98	Mbuzini internal Streets	Upgrading from gravel to tar	Mbuzini			Km of road to be upgraded		R0.00	R0.00	R 0 00	R10 000 000	R5 000 000	MIG	EPMLM	X
BS99	Ga Masha internal Streets	Upgrading from gravel to tar	Ga-Masha			Km of road to be upgraded		R0.00	R0.00	R 0 00			MIG	EPMLM	X
BS100	Morarela internal Streets	Upgrading from gravel to tar	Morarela			Km of road to be upgraded		829,239.53	19,445,594.25	R 0	R0	R0	MIG	EPMLM	X
BS101	Moeding internal Streets	Upgrading from gravel to tar	Moeding			Km of road to be upgraded		R0	0.00	R 0	1300 4233.33	R0	MIG	EPMLM	X

Project No:	Project Name:	Project Description:	Project Location	Strategic Objective	Outcome	Performance Indicator	Target	Medium Term Expenditure Framework					Funding	Implementation Agent	EIA
								2022/2023	2023/2024	2024/2025	2025/2026	2026/2027			
BS102	Greenside bus route	Upgrading from gravel to tar	Greenside			Km of road to be upgraded		R 0	R0	R0	R6 000 000	R6 000 000	MIG	EPMLM	X
BS103	Frischgewaard Internal Streets	Upgrading from gravel to tar	Frischgewaard			Km of road to be upgraded		R0.00	R0.00	R 0 00	R6 000 000	R6 000 000	MIG	EPMLM	X
BS104	Matlala Ramoshebo Internal Streets	Upgrading from gravel to tar	Matlala Ramoshebo			Km of road to be upgraded		0.00	0.00	0.00	1300 4233.33	0.00	MIG	EPMLM	X
BS105	Matlelerekeing Internal Bus Route	Upgrading from gravel to tar	Matlerekeing			Km of road to be upgraded		R 0	R0	R 0 00	R10 000 000	R10 000 000	MIG	EPMLM	X
BS106	Mogalatsane/phetwane internal street	Upgrading from gravel to tar	Mogalatsane to Phetwane			Km of road to be upgraded	1.2km of roads upgraded	R0.00	R0.00	R 0 00	R		RAL	EPMLM	X
BS107	Keerom community hall	Construction of a Community Hall	Keerom			No of community hall constructed	1	R0.00	R5 000 000	R0.00	0.00		Own	EPMLM	X
BS108	Development of Integrated Transport Masterplan	Develop an Integrated Transport Masterplan	EPMLM			Number of Integrated Transport plan developed		-	-	R 0 00			Own	EPMLM	
BS109	Streets	Grading of roads	EPMLM			Kilometer of roads graded	1500km	2 500 000	R2 625 000	R 0 00			Own	EPMLM	
BS110	Streets	Repairing of base and surface patches	EPMLM			M <sup>2</sup> of base and surface patched	1300 m <sup>2</sup>			R0.00	R0.00	R0.00	R0.00	EPMLM	

Project No:	Project Name:	Project Description:	Project Location	Strategic Objective	Outcome	Performance Indicator	Target	Medium Term Expenditure Framework					Funding	Implementation Agent	EIA
								2022/2023	2023/2024	2024/2025	2025/2026	2026/2027			
BS111	Streets	Cleaning of stormwater structures	EPMLM			KM of stormwater drains and channels cleaned	52.7km			R0.00	R0.00	R0.00	R0.00	EPMLM	
BS112	Streets	Road marking	EPMLM			KM of surfaced roads marked	172 km	R314 700	329 000	R369 000	400 000.00			EPMLM	
BS113	Maintenance of Municipal Buildings	To maintain municipal buildings in a good condition.	EPMLM			Number of municipal buildings maintained as per the approved municipal maintenance plan	20	R0.00	R0.00	R0.00	R0.00		Own	EPMLM	
BS114	Aerodrome	Maintenance of Marble Hall Aerodrome	EPMLM			Number of Aerodrome Maintained	1	0.00	0	R 0 00			Own	EPMLM	
<b>SANITATION (REFUSE)</b>															
BS128	Machinery and equipment	Procure bins and communal bins for refuse collection for the four villages/ Extension of refuse collection to villages to extend service	Regae, Dichoeng Matlere keng, Phetwane	To improve community well-being through provision of accelerated service delivery	Improved access to basic services	Number of bins purchased	5	950 000	R 0 00	R 0 00			Own	EPMLM	

Project No:	Project Name:	Project Description:	Project Location	Strategic Objective	Outcome	Performance Indicator	Target	Medium Term Expenditure Framework					Funding	Implementation Agent	EIA
								2022/2023	2023/2024	2024/2025	2025/2026	2026/2027			
		delivery to communities													
BS129	TLB	Formalization of recycling to adhere to waste act	Marble Hall			Number of TLB purchased	1	0	0	0			Own	EPMLM	
BS130	Loosening of gravel at landfill site for maintenance	Covering of waste at landfill to comply with permit	Marble Hall			Number of plans to be developed for the loosening of gravel for covering	1	216 320,00	R 2310 00.00	R253 000.00			Own	EPMLM	
BS131	Fencing of access road	Repair fencing at landfill to comply with permit	Marble Hall			Number of metres of fencing repaired at the access road to landfill site	2 km	0.00	R 0 00	R 0 00			Own	EPMLM	
BS132	Conduct external compliance audit on landfill site	External audit of Landfill site in line with legislation	Marble Hall			External compliance audit on landfill site conducted	1	194688.00	1980 00.00	2138 40.00			Own	EPMLM	
BS133	Procure service provider for assessment of material needed and to procure service provider for	New cell development at landfill site in line with legislation	Marble Hall			Number of cell development at the landfill site	1	0.00	R 0 00	R 0 00			Own	EPMLM	

Project No:	Project Name:	Project Description:	Project Location	Strategic Objective	Outcome	Performance Indicator	Target	Medium Term Expenditure Framework					Funding	Implementation Agent	EIA
								2022/2023	2023/2024	2024/2025	2025/2026	2026/2027			
	cell development														
BS134	Application for new landfill site license	New landfill site license	Marble Hall			Number of landfill site license	1	450 000	R 0 00	R 0 00			Own	EPMLM	
BS135	Built 2 new toilet blocks at identifies parks	Provision of ablution facilities at parks	Marble Hall			Number of toilet blocks built in parks	-	0.00	R 0 00	R 0 00			Own	EPMLM	
BS136	Landscaping and park development	Beautification of Town in line with the Landscaping Master plan	Marble Hall			Number of landscaping and park development project implemented	1	500,000.00	R 0 00	R 0 00			Own	EPMLM	
BS137	Built one recreational facility	Provision of recreational facilities in Communities	Matlere keng			Number of recreational facilities built	1	0.00	R 0 00	R 0 00			Own	EPMLM	
BS138	Develop 2 parks with full facilities	Provision of parks in communities	Elandsk raal / Doornla agte			Number of parks developed	2	0.00	R 0 00	R 0 00			Own	EPMLM	
BS139	Machinery& Equipment	To purchase new Machinery Tipper	Marble Hall			Number of tippers purchased	1	R 0 00	R 0 00	R 0 00			Own	EPMLM	
BS140	Machinery& Equipment	Purchase of Lawnmowers and brushcutters	Marble Hall			Number of brushcutters purchased		0.00	R 0 00	R 0 00			Own	EPMLM	

Project No:	Project Name:	Project Description:	Project Location	Strategic Objective	Outcome	Performance Indicator	Target	Medium Term Expenditure Framework					Funding	Implementation Agent	EIA
								2022/2023	2023/2024	2024/2025	2025/2026	2026/2027			
BS141	Implementation of Landscaping master plan	Landscaping	Marble Hall			Implementation of Plan	1	0	R 0 00	R 0 00			Own	EPMLM	
BS142	Sanitising Equipment	To sanitize buildings and vehicles of the municipality	Local			Number plan for the procurement of sanitising equipment	1	150 000	R 0 00	R 0 00			Own	EPMLM	
<b>CEMETERIES</b>															
BS143	Fencing of cemeteries	Fencing of cemeteries	All wards	To improve community well-being through provision of accelerated service delivery	Improved access to basic services	Number of cemeteries fenced with EPWP employees	3	450 000	7344 40.00	7933 51.00			Own	EPMLM	
BS144	Building of toilets and storerooms at the new cemetery	Provision of facilities at Marble Hall new cemetery	Marble Hall			Number of facilities built at new cemetery	1	0.00	R 0 00	R 0 00			Own	EPMLM	
BS145	Library for Elandskraal	Provide library facilities to Elandskraal community	Elandskraal			Number of libraries provided to Elandskraal	1	0.00	R 0 00	R 0 00			Own	EPMLM	
BS146	Repair visually impaired equipment	Repair equipment in Library	Marble Hall			Number of visually impaired equipment repaired	1	0.00	R 0 00	R 0 00			Own	EPMLM	
<b>TRAFFIC</b>															

Project No:	Project Name:	Project Description:	Project Location	Strategic Objective	Outcome	Performance Indicator	Target	Medium Term Expenditure Framework					Funding	Implementation Agent	EIA
								2022/2023	2023/2024	2024/2025	2025/2026	2026/2027			
BS147	Arrive alive	To conduct Arrive alive campaigns	Marble Hall	Improved social well-being	Safe, healthy empowered communities	Number of road safety awareness / prevention campaigns scheduled and held	10	25181,34	1727 3.00	1827 2.00			Own	EPMLM	
BS148	Traffic Contravention System	Purchasing of Traffic Contravention System	Marble Hall			Number of Traffic Contravention System purchased	1	250 000	R 0 00	R 0 00			Own	EPMLM	
BS149	Palisade fencing	Repair fence and vehicle gate at DLTC	Marble Hall			Number of meters of palisade fence installed	100	0.00	R 0 00	R 0 00			Own	EPMLM	
BS150	New Entrance-Boom Gates	Installation of New entrance-boom gate	Marble Hall			Number of boom gates installed	01	0.00	R 0 00	R 0 00			Own	EPMLM	
BS151	Extension of offices (cubicles)	Secure cashiers at DLTC	Marble Hall			Number of cashiers cubicles installed	5	0.00	R 0 00	R 0 00			Own	EPMLM	
BS152	Extension of services	Extension of Licensing services	Elandsk raal			Number of Licensing services extended		0.00	R 0 00	R 0 00			Own	EPMLM	
BS153	Learners License Software	Learners License Software	Marble Hall				1	0.00	R 0 00	R 0 00			Own	EPMLM	
BS154	Machinery &	Procure digital speed camera	All			Number of digital speed	1	400 000	R 0 00	R 0 00			Own	EPMLM	



Project No:	Project Name:	Project Description:	Project Location	Strategic Objective	Outcome	Performance Indicator	Target	Medium Term Expenditure Framework					Funding	Implementation Agent	EIA
								2022/2023	2023/2024	2024/2025	2025/2026	2026/2027			
	Equipment digital speed Camera					camera procured									
<b>KPA 3: LOCAL ECONOMIC DEVELOPMENT</b>															
LED01	LED Support	Ensure economic growth in all sectors of the economy in order to curb unemployment and related negative issues	EPMLM	To grow the economy and provide livelihood support	Enhanced and sustainable local economy	Number of training workshops conducted for SMME's	4	R0.00	R 0 00	R 0 00			Own	EPMLM	
LED02	LED forum	To foster intergovernmental relations with regard to LED issues	EPMLM			Number quarterly LED forum meetings held	4	R62704.00	R65 212	R67 821, 79			Own	EPMLM	
LED03	LED Summit	To foster intergovernmental relations with regard to LED issues	EPMLM			Number of LED Summits	1	R128 189	R132 242	R138 824			Own	EPMLM	
LED04	Establishment of Tourism Association	To improve the relationship with tourism product owners and exploit the opportunities thereof	EPMLM			Number of Tourism Associations established	1	R0.00	R0.00	R0.00			Own	EPMLM	

Project No:	Project Name:	Project Description:	Project Location	Strategic Objective	Outcome	Performance Indicator	Target	Medium Term Expenditure Framework					Funding	Implementation Agent	EIA
								2022/2023	2023/2024	2024/2025	2025/2026	2026/2027			
LED05	Updated cooperatives database	To ensure sufficient information for all cooperatives	EPMLM			Number of databases developed	1	R0.00	R0.00	R0.00			Own	EPMLM	
LED06	Effective CWP Local Reference Forum	To ensure proper management of CWP in all communities	EPMLM			Number of quarterly CWP Local Reference Forum meetings held	4	R0.00	R0.00	R0.00			Own	EPMLM	
LED07	EPWP Expense	Job creation EPWP initiatives:	EPMLM			Number of EPWP job opportunities provided (FTE) through EPWP grant funding	447	R 0.00	R 0.00	R 0.00			Own	EPMLM	
LED08	Tourism Forum	Job creation Tourism initiatives	EPMLM			# Of quarterly Tourism Forum meetings	4	R 1 310 000	R 1 310 000	R 1 310 000			Own	EPMLM	
LED09	Approved marketing strategy	Approved marketing strategy	EPMLM			Number of marketing strategies developed		R 0.00	R 0.00	R150 000			Own	EPMLM	
LED10	LED Strategy	To update the LED strategy	EPMLM			Number of LED strategies developed	1	R222 604,20	R233 734,41	R245 421,13			Own	EPMLM	
LED11	LED Projects Funding	To financially support small businesses to improve business	EPMLM			Number of LED projects funded	15	R572 000	R594 880	R618 675			Own	EPMLM	

Project No:	Project Name:	Project Description:	Project Location	Strategic Objective	Outcome	Performance Indicator	Target	Medium Term Expenditure Framework					Funding	Implementation Agent	EIA
								2022/2023	2023/2024	2024/2025	2025/2026	2026/2027			
LED12	LED Exhibitions	To promote local goods and services	EPMLM			Number of LED Exhibitions	1	R52 000	R54 080	R562 43			Own	EPMLM	
LED13	Marketing	To profile the LED initiatives	EPMLM			Number of LED initiatives profiled		R0.00	R250 000	R250 000			Own	EPMLM	
LED14	Social Responsibility Programs	To improve the public private partnership	EPMLM			# Of quarterly reports submitted to Council with respect to the implementation of Social Labour Plan (SLP) and Corporate Social Investment (CSI) programmes of Mining Companies	4	R 0 00	R 0 00	R 0 00			Own	EPMLM	

**KPA 4: MUNICIPAL TRANSFORMATION AND ORGANISATIONAL DEVELOPMENT**

MTO D01	Employment Equity	Compliance with Employment Equity Act	EPMLM	To employ, develop and retain skilled and capacitated workforce	Effective and efficient workforce focused on service delivery	Number of EE Committee meetings held	1	R 20 034.00	R 21 035.70	R 22 087.49			Own	EPMLM	
			EPMLM			Number of people employed in accordance with EE Plan	11	R0.00	R0.00	R0.00	R0.00	R0.00	Own	EPMLM	

Project No:	Project Name:	Project Description:	Project Location	Strategic Objective	Outcome	Performance Indicator	Target	Medium Term Expenditure Framework					Funding	Implementation Agent	EIA
								2022/2023	2023/2024	2024/2025	2025/2026	2026/2027			
MTO D02	Review of organizational structure	To ensure filling of all budgeted vacant posts	EPMLM			% Of approved critical posts processed within three months on post being vacant (Sec 56/54A)	100%	R0.00	R0.00	R0.00	R0.00	R0.00	Own	EPMLM	
MTO D03	Training Courses	Skills development of staff and Councillors	EPMLM			No. of workforce trained as per target of Workplace Skill Plan (WSP)	60	R370 000	R598 500	R628 425.00	R0.00	R0.00	Own	EPMLM	
MTO D04	Occupational Health and Safety	To ensure safe working environment	EPMLM			Number of quarterly Workplace Health and Safety Forum meetings held as scheduled	4	R321 375	R353 915.10	R371 612.86	R0.00	R0.00	Own	EPMLM	
MTO D05	Employee programmes	Provide employees with wellness programs and support	EPMLM			Number of Employee Wellness Programs held	4	R216 387.20	R372 503.25	R391 128.41	R0.00	R0.00	Own	EPMLM	
MTO D06	Employee Merit Awards	To maximize staff capacity and productivity	EPMLM			Number of reports for staff awards		R134 832	R 0 00	R 0 00			Own	EPMLM	
MTO D07	Top learners Awards	To maximize learners' capacity and	EPMLM			Number of reports for	01	95,281.28	R 0 00	R 0 00			Own	EPMLM	

Project No:	Project Name:	Project Description:	Project Location	Strategic Objective	Outcome	Performance Indicator	Target	Medium Term Expenditure Framework					Funding	Implementation Agent	EIA
								2022/2023	2023/2024	2024/2025	2025/2026	2026/2027			
		increase economy				learners' awards									
MTO D08	Labour Forum	To ensure sound labour relations through participation of LLF members	EPMLM			Number of monthly Local Labour Forum (LLF) held as scheduled	12	0.00	R 0 00	R 0 00			Own	EPMLM	
MTO D09	Human Resource Strategy	To ensure that HR policies gap is closed for proper staff management	EPMLM			Number of policies; processes and prescripts developed and reviewed	12	0.00	R 0 00	R 0 00				EPMLM	
MTO D10	Placement of staff process	To place and align staff with functions for proper municipal functioning	EPMLM			Number of Approved placement letters issued to staff		R0.00	R0.00	R0.00	R0.00	R0.00	Own	EPMLM	
MTO D11	Review of organizational structure	To review the organizational structure for proper functioning of the municipality	EPMLM			Review Organizational structure and align to the IDP and Budget	1	R0.00	R0.00	R0.00	R0.00	R0.00	Own	EPMLM	
MTO D12	Job Evaluation	To close the salary-disparities by having all jobs evaluated	EPMLM			% Of signed Job Descriptions developed	100%	159 717.60	R 167 703.48	R 176 088.65			Own	EPMLM	

Project No:	Project Name:	Project Description:	Project Location	Strategic Objective	Outcome	Performance Indicator	Target	Medium Term Expenditure Framework					Funding	Implementation Agent	EIA
								2022/2023	2023/2024	2024/2025	2025/2026	2026/2027			
MTO D13	Bursary fund: Community	To train and prepare youth to be employable for economic development	EPMLM			Number of annual community bursaries allocated	8	534 454.20	R 561 176.91	R 589 235.76			Own	EPMLM	
MTO D14	Bursary fund: staff	To increase the capacity and productivity of staff	EPMLM			Number of annual staff bursaries allocated	17	411 604.20	R 432 184.41	R 453 793.63			Own	EPMLM	
MTO D15	Records management	To ensure proper record keeping and management by June 2022.	EPMLM			Number of quarterly status reports in terms of the record management system submitted to the Municipal Manager	4 x quarterly reports on record keeping and management compiled	0.00	250 000.00	250 000.00	- R 0 00		Own	EPMLM	
MTO D16		To ensure that physical files are safely kept at an off-site archive by June 2022.	EPMLM			Number of quarterly reports on archived records compiled	4 x quarterly reports on archived records compiled						Own	EPMLM	
MTO D17	Employee Name Tags					% Procurement of employee name tags.	1	R3500.00	R3500	R0.00	R0.00		Own	EPMLM	
MTO D18	Maintenance of fire detectors.	To ensure maintenance of the installed	EPMLM			Number of quarterly reports on maintenance of	4 x quarterly reports on maintena	R85 000.00	R85 000.00	R85 000.00	R0.00	R0.00	Own	EPMLM	

Project No:	Project Name:	Project Description:	Project Location	Strategic Objective	Outcome	Performance Indicator	Target	Medium Term Expenditure Framework					Funding	Implementation Agent	EIA
								2022/2023	2023/2024	2024/2025	2025/2026	2026/2027			
		systems by June 2022.				fire detectors compiled.	ence of fire detectors compiled.								
MTO D19	Purchase of office furniture	To ensure 100% procurement of office furniture	EPMLM			% Of office furniture procured.	100% office furniture procured	500,000.00	200,000.00	150 000	R0.00	R0.00	Own	EPMLM	
MTO D20	Heavy duty shredder	To ensure 100% procurement of Heavy-duty shredder	EPMLM			Number of Heavy-duty shredders procured	0	0.00	0.00	0.00					
MTO D21	ICT Forums Framework	To enhance the planning & processes of the ICT section	EPMLM			Number of quarterly ICT steering committee meetings held in terms of the implementation of the ICT governance strategy and policy	4	0.00	0.00	0.00	0.00		Own	EPMLM	
MTO D22	ICT infrastructure	To provide a secure IT infrastructure that provide appropriate levels of data, in all municipal offices.	EPMLM			Number of quarterly reports on ICT infrastructure performance compiled	4	R 2,310 008,40	R 2,425 ,508.40	R 2,425 ,008.82	R 2,546 ,784.26		Own	EPMLM	

Project No:	Project Name:	Project Description:	Project Location	Strategic Objective	Outcome	Performance Indicator	Target	Medium Term Expenditure Framework					Funding	Implementation Agent	EIA		
								2022/2023	2023/2024	2024/2025	2025/2026	2026/2027					
MTO D23	Website Hosting	To ensure continued hosting and management of the website by SITA.	EPMLM			% Of hosting and management of the website by SITA	100% hosting and management of the website by SITA	R68 254.20	R 7166 6.91	R 7525 0.26			Own	EPMLM			
MTO D24	ICT Computers	To provide working tools to the employees of the municipality	EPMLM			Number of procured laptops and desks	20 Laptops procured	R 250,000.00									
MTO D25	Legal Services	To ensure that policies comply with legislations.	EPMLM			% Of Service Level Agreements (SLA's) and Employment Contracts processed within the time frame of 30 days	100%	5 000 000,00	R 5 565 004,45	R 5 845 254,67				Own	EPMLM		
MTO D26			EPMLM			Number of policies developed in line with legislation.								Own			
MTO D27			By-law's confirmation and publishing			To ensure that By-laws are compliant to legislations and are published	EPMLM	Number of By-laws received for confirmation and published	1						Own	EPMLM	



Project No:	Project Name:	Project Description:	Project Location	Strategic Objective	Outcome	Performance Indicator	Target	Medium Term Expenditure Framework					Funding	Implementation Agent	EIA
								2022/2023	2023/2024	2024/2025	2025/2026	2026/2027			
MTO D28	Legal matters	To advise and facilitate representation on legal matters	EPMLM			Number of legal advices given and the status of cases received and attended to.	12 reports						Own	EPMLM	
		To assist with the development and maintenance of Service Level Agreement	EPMLM			Number of Service Level Agreement developed and duly signed.	12 reports						Own	EPMLM	
MTO D29	IDP Process	To guide the municipality towards achieving its vision and service delivery obligations	EPMLM			Final IDP tabled and approved by Council by the 31st May	01	R54 080.00	R150 000.00	R150 000.00	R150 000.00	R150 000.00	Own	EPMLM	
MTO D30	Strategic Planning Session	To guide the municipality towards achieving its vision and service delivery obligations	EPMLM			Annual Strategic Lekgotla Planning session convened as scheduled	01	R471 207.00	R780 000.00	R780 000.00	R780 000.00	R780 000.00	own	EPMLM	
MTO D31	Performance Assessments	To provide performance review of directors /senior	EPMLM			Performance review for section 54/56 conducted	02	0.00	0.00		R 0 00		Own	EPMLM	

Project No:	Project Name:	Project Description:	Project Location	Strategic Objective	Outcome	Performance Indicator	Target	Medium Term Expenditure Framework					Funding	Implementation Agent	EIA
								2022/2023	2023/2024	2024/2025	2025/2026	2026/2027			
		managers to ensure accountability to council													
MTO D32	PMS Quarterly Lekgotla	To improve the capacity of the municipality	EPMLM			Number of Quarterly institutional Performance Reports submitted to Council per quarter	04	R60 000.00	R60 000.00	R60 000.00	R60 000.00	R60 000.00	Own	EPMLM	
MTO D33	Review performance management Framework	To improve the capacity of the municipality	EPMLM			Reviewed Performance management Framework	01	0.00	0.00	R 0 00	R 0 00		own	EPMLM	
<b>KPA 5: FINANCIAL VIABILITY</b>															
FV01	Data Cleansing	To perform data Cleansing	EPMLM	To become financially viable	Increased generation of own revenue and sufficient reserves for investment into communities	Number of consumer accounts updated	1500	R122 990.08	R 134 390 34	R141 109.86	R 0 00		Own	EPMLM	
FV02	Revenue enhancement	Undertake campaign for consumers to opt mms and email transmission of invoices	EPMLM			% Outstanding service debtors to revenue	15%	R500 000 00	R 525 000 00	R551 250.00	R 0 00		Own	EPMLM	

Project No:	Project Name:	Project Description:	Project Location	Strategic Objective	Outcome	Performance Indicator	Target	Medium Term Expenditure Framework					Funding	Implementation Agent	EIA
								2022/2023	2023/2024	2024/2025	2025/2026	2026/2027			
FV03	Creditor's payments	Report on any identified invoices not paid within 30 days to council.	EPMLM			% Of approved (compliant) invoices paid within 30 days	100%	R 0 00	R 0 00		R 0 00		Own	EPMLM	
FV04	Payments of salaries	Transfer the administrative function of payroll to Human Resource and enforce the approved council related policy.	EPMLM			Payments of Salaries by 25th of every month.	12 Section 66 reports submitted to council	R.0.00	R0.00	R0.00			Own	EPMLM	
FV05	Compilation of annual and adjustment budget	Acquire budget compilation system and Prepare budget process plan for approval by 31st August 2016.	EPMLM			Submission of MTRE Budget to Council for approval by the 31 May	1 Approved Budget	R 0 00	R 0 00	R 0 00			Own	EPMLM	
FV06	Compilation of In Year reports	Appointment of service providers on a three-year period for AFS and FAR and Split roles of Reporting and	EPMLM			Number of quarterly section 52(d) MFMA reports submitted to the mayor within legislative timeframes	4 Reports submitted to Council	R 0 00	R 0 00	R 0 00			Own	EPMLM	

Project No:	Project Name:	Project Description:	Project Location	Strategic Objective	Outcome	Performance Indicator	Target	Medium Term Expenditure Framework					Funding	Implementation Agent	EIA
								2022/2023	2023/2024	2024/2025	2025/2026	2026/2027			
		Budgeting within BTO.													
FV07	Implementation of SCM regulations and policies	Develop a procurement plan and linking of database to the financial system and also develop SCM procedure manual. Bid Committees should sit on a weekly basis	EPMLM			Number of quarterly SCM procurement plan reports submitted to the Executive Committee	4 reports submitted to Council	R0.00	R0.00	R0.00	R0.00	R0.00	Own	EPMLM	
						Number of quarterly deviation reports submitted to the MM	12	R0.00	R0.00	R0.00	R0.00	R0.00			
FV08	GAMAP/GRAP Asset Register	Make provision for the personnel to deal with asset management and Appointment of service provider for 36 months to develop the asset register and transfer skills to the designated personnel.	EPMLM			GRAP Compliance Register in Place	1	R0.00	R0.00	R0.00	R0.00	R0.00	Own	EPMLM	

Project No:	Project Name:	Project Description:	Project Location	Strategic Objective	Outcome	Performance Indicator	Target	Medium Term Expenditure Framework					Funding	Implementation Agent	EIA
								2022/2023	2023/2024	2024/2025	2025/2026	2026/2027			
FV09	Fleet Management	To safeguard and monitor the usage of municipal vehicles.	EPMLM			Number of Fleet Management reports submitted to Council		R0.00	R0.00	R0.00	R0.00	R0.00	Own	EPMLM	
FV10	AFS	To ensure submission of credible AFS	EPMLM			Draft Annual Financial Statements (AFS) submitted on or before 28th August	1 Set AFS submitted by 31 August 2016	-	-	-	-		Own	EPMLM	
<b>KPA 6: GOOD GOVERNANCE AND PUBLIC PARTICIPATION</b>															
GGO1	Special Programs	To ensure the maximum participation of designated groups in the activities of special programs within the municipality	EPMLM	To create a culture of accountability and transparency	Public confidence through an unqualified audit opinion	No. of quarterly Special Programs held in terms of the (Elderly, Children, Disabled, Traditional healers, LGBT and other marginalised groups by June 2022	12	R252 821.40	R270 431.28	R283 952.84	R 0 00		Own	EPMLM	
GGO2	Public participation	To intensify community participation in the municipal activities	EPMLM			No. of Community stakeholder meetings facilitated and	12	R265 815.20	R408 733.48	R448 173.74			own	EPMLM	

Project No:	Project Name:	Project Description:	Project Location	Strategic Objective	Outcome	Performance Indicator	Target	Medium Term Expenditure Framework					Funding	Implementation Agent	EIA
								2022/2023	2023/2024	2024/2025	2025/2026	2026/2027			
						attended by 30th June 2022									
GG03	Ward committee support	To ensure the maximum participation of ward committees	EPMLM			No. of monthly Ward Committees meetings held	196 Ward Committees meetings	R2.160 000.00	R2.160 000.00	R2.160 000.00	R0	R0	Own	EPMLM	
GG04	Mayoral programme: Youth development	To develop programs to ensure effective participation of young people in the activities of the municipality	EPMLM			Number of Youth programmes / initiatives implemented each quarter	4 Programs on various activities implemented	R154 454.40	R136 977.12	R143 825.98			Own	EPMLM	
GG05	Management of Municipal Media Platforms	To inform the community about municipal activities	EPMLM			Number of newsletters published	4 newsletters published	332 098.20	348 703.11	366 138.21	R 0 00		Own	EPMLM	
						Number of reports generated on media platforms	4 reports	R 0 00	R 0 00	R 0 00	R 0 00		Own	EPMLM	
GG06	Programmes, Events and Meetings	LAC, DAC, WAC Meetings To have LAC functional structures	Marble Hall			Number quarterly Local Aids Council meetings scheduled and held	4	R92 723.40	R97 359.57	R 102 227.55	R 0 00		Own	EPMLM	
GG07	Awareness campaigns	Conduct HIV /Aids	All wards			Number of quarterly HIV/AIDS	4	R83 308.00	R97 359.57	R 102 227.55	R 0 00		Own	EPMLM	

Project No:	Project Name:	Project Description:	Project Location	Strategic Objective	Outcome	Performance Indicator	Target	Medium Term Expenditure Framework					Funding	Implementation Agent	EIA
								2022/2023	2023/2024	2024/2025	2025/2026	2026/2027			
		Awareness campaigns				awareness campaigns conducted									
GG08	Training of Councillors	Skills Development and training of Councillors	EPMLM			Number of councillors to be trained	32	520 000.00	238,203.20	R0.	R0		Own	EPMLM	
GG09	Disaster Management	Awareness programmes	All wards	Improved social well-being	Safe, healthy empowered communities	Number of disaster awareness campaigns scheduled and held per wards	8	119 968.00	1008 67.00	1065 20.00			Own	EPMLM	
		Disaster Management Plan	All wards			Number of Disaster Management Plan	1	0 00	R 0 00	R 0 00			Own	EPMLM	
GG10	Mayor's cup	To promote sport through Mayor's cup	All wards			Number of mayors cup events held	1	241020.00	R 0 00	R 0 00			Own	EPMLM	
GG11	Mayor Marathon	To promote athletics through Mayors Marathon	All wards			Number of Marathon events held	1	0	R 0 00	R 0 00			Own	EPMLM	
GG12	Heritage Day celebration	To have local Heritage Day celebrations	All wards			# Of Heritage Day celebrations held	1	138108,48	0	R 0 00			Own	EPMLM	
GG13	Diturupa	To have a successful Diturupa	Tsikano shi			# Of Cultural festival held	1	328608.00	R 0 00	R 0 00			Own	EPMLM	

Project No:	Project Name:	Project Description:	Project Location	Strategic Objective	Outcome	Performance Indicator	Target	Medium Term Expenditure Framework					Funding	Implementation Agent	EIA
								2022/2023	2023/2024	2024/2025	2025/2026	2026/2027			
		festival on 2 January 2021													
GG14	Resurfacing of Tennis Courts	To rehabilitate tennis court and maintenance of the surroundings	EPMLM			Number of tennis courts resurfaced	01	0.00	R 0 00	R 0 00			Own	EPMLM	
GG15	Local indigenous games events	To held Indigenous games	All wards			Number of local indigenous games held		0.00	R 0 00	R 0 00			Own	EPMLM	
GG16	Promotion of SAC	To enhance Club development	All wards			Number of club development federations supported	1	40500.00	R 4275 0.00	R 4532 1.00			Own	EPMLM	
GG17	Beauty pageant events	To organize an Ephraim Mogale Beauty pageant	All wards			# Of Beauty Pageant held events held	1	129883.92	R 0 00	R 0 00			Own	EPMLM	
GG18	Internal Audit	Risk Based audit services	EPMLM	To create a culture of accountability and transparency	Public confidence through an unqualified audit opinion	Internal Audit Policies reviewed by the Council	3	0.00	0.00	0.00			own	EPMLM	
			EPMLM			Strategic Internal Audit Plan and Annual Internal Audit Plan approved by Audit Committee	1	0.00	0.00	0.00			own	EPMLM	



Project No:	Project Name:	Project Description:	Project Location	Strategic Objective	Outcome	Performance Indicator	Target	Medium Term Expenditure Framework					Funding	Implementation Agent	EIA
								2022/2023	2023/2024	2024/2025	2025/2026	2026/2027			
			EPMLM			Number of Internal Audit report submitted to the Audit Committee per quarter (the internal audit report will comprise of the audit reports due as per the approved annual audit plan)	4	85 150,80	0.00	0.00			own	EPMLM	
			EPMLM			% Of Internal Audit Findings resolved per quarter as per the Internal Audit Action Plan (Total Organisation)	100%	0.00	0.00	0.00			own	EPMLM	
GG19	Audit of Performance Information (AOPI)	Auditing performance information as per MSA 45	EPMLM			Number of AOPI audit reports compiled	4	0.00	0.00	0.00			own	EPMLM	
GG20	Operation Clean Audit (OPCA)	Developing and implementing audit improvement	EPMLM			Action Plan on issues raised by the Auditor General	1	0.00	0.00	0.00			own	EPMLM	

Project No:	Project Name:	Project Description:	Project Location	Strategic Objective	Outcome	Performance Indicator	Target	Medium Term Expenditure Framework					Funding	Implementation Agent	EIA
								2022/2023	2023/2024	2024/2025	2025/2026	2026/2027			
		plan based on AGSA findings				compiled and tabled to Council									
			EPMLM			% of Auditor General matters resolved as per the approved Audit Action plan (Total organisation)	100%	0.00	0.00	0.00			own	EPMLM	
GG21	Operation Clean Audit (OPCA)	External quality assurance as per section 1312 of the Institute of Internal Auditors' international Standard for Professional Practice of Internal Auditing				external quality assurance review/assessment of the internal audit function	1	300 000,00	0.00	0.00	0.00				
GG22	Audit & Performance Committee	Audit & Performance Committee	EPMLM			Number of quarterly Audit & Performance Committee Meetings held	4	488 237,40	0.00	0.00	0.00		own	EPMLM	
		Audit & Performance Committee	EPMLM			Number of quarterly Audit & Performance	4	488 237,40	0.00	0.00	0.00		own	EPMLM	

Project No:	Project Name:	Project Description:	Project Location	Strategic Objective	Outcome	Performance Indicator	Target	Medium Term Expenditure Framework					Funding	Implementation Agent	EIA
								2022/2023	2023/2024	2024/2025	2025/2026	2026/2027			
		Audit & Performance Committee				Committee Meetings held									
			EPMLM			Number of quarterly Audit & Performance Committee Meetings held	4	488 237,40	0.00	0.00	0.00		own	EPMLM	
GG23	Anti-fraud awareness workshops/campaigns	Awareness workshops on fraud and corruption matters	EPMLM			Anti-fraud and Corruption Activity plan approved	1	0.00	0.00	0.00			own	EPMLM	
			EPMLM			% Execution per quarter of activities outlined in the Anti-fraud and corruption activity plan (Total Organisation)	100%	0.00	0.00	0.00			own	EPMLM	
			EPMLM			Number of quarterly anti-fraud and corruption awareness campaigns held	4	0.00	0.00	0.00			own	EPMLM	
GG24	Risk Management Committee	Quarterly and Special risk Committee meetings	EPMLM			Number of quarterly Risk Committee Meetings held	4	0.00	0.00	0.00			own	EPMLM	
			EPMLM			Number of Risk Management	4	0.00	0.00	0.00			own	EPMLM	

Project No:	Project Name:	Project Description:	Project Location	Strategic Objective	Outcome	Performance Indicator	Target	Medium Term Expenditure Framework					Funding	Implementation Agent	EIA
								2022/2023	2023/2024	2024/2025	2025/2026	2026/2027			
						reports submitted to the Audit Committee per quarter									
			EPMLM			% Execution of Risk management plan within prescribed timeframes per quarter (Total organisation)	100%	0.00	0.00	0.00			own	EPMLM	
GG25	Security Management Services	Security advisory services for municipality	EPMLM			Security risk assessment conducted and approved	1	0.00	0.00	0.00	0.00		own	EPMLM	
			EPMLM			Security upgrade plan developed and approved	1	0.00	0.00	0.00	0.00		own	EPMLM	
			EPMLM			% Implementation of Security upgrade plan activities within prescribed timeframes	100%	R 169 180,20	0.00	0.00	0.00		own	EPMLM	
			EPMLM			# Of Municipal Community halls safe-guarded	10	R 1 317 00.00	0.00	0.00	0.00		own	EPMLM	

Project No:	Project Name:	Project Description:	Project Location	Strategic Objective	Outcome	Performance Indicator	Target	Medium Term Expenditure Framework					Funding	Implementation Agent	EIA
								2022/2023	2023/2024	2024/2025	2025/2026	2026/2027			
						through EPWP programme									
			EPMLM			# Of Security monitoring & Incident management reports complied	12	0.00	0.00	0.00	0.00		own	EPMLM	
			EPMLM			# Of Security awareness/educational campaigns conducted	4	0.00	0.00	0.00	0.00		own	EPMLM	
			EPMLM			# Municipal Buildings Safeguarded through contracted service provider.	19	6 000 000,00	R3 000 000	R3 000 000	R3 000 000		own	EPMLM	

## 12.2 SEKHUKHUNE DISTRICT MUNICIPALITY & SECTOR DEPARTMENTS PROJECTS 2022/23 – 2023/2027

### 12.2.1 Sekhukhune District Municipality

#### 12.2.1.1 Basic Service Delivery and Infrastructure Development

INFRASTRUCTURE WATER AND SANITATION									
STRATEGY (APPROACH TO ACHIEVE OBJECTIVE)	PROJECT	BACKLOG	BASELINE 2021/2022	INDICATORS	ANNUAL TARGET 2022/2023	BUDGET 2022-2023	BUDGET 2023-2024	BUDGET 2024-2025	FUNDER / FUND NAME
<b>PLANNING WATER SERVICE DEVELOPMENT PLAN</b>									
<b>Strategic objective 1: To reduce water services backlog with 90% by June 2024</b>									
Improve water service provisioning	Feasibility studies and technical reports - Leeuwfontein	778 households without formal water infrastructure	New project	Number of feasibility studies developed	1 feasibility study developed	1 500 000,00	1 500 000,00	1 500 000,00	SDM
<b>RBIG</b>									
<b>Strategic objective 1: To reduce water services backlog with 90% by June 2024</b>									
To reduce water services backlog with 90% by June 2024	Construction of Mooihoek bulk water supply Phase G1.1	Construction of 3 Kilometres of bulk water supply pipeline. Construction of 1 package plant type clarifier	1 X 5 Ml concrete reservoir completed Phase 4BA	Number of km of bulk pipeline and package plant constructed	Construction of 3 Kilometres of bulk water supply pipeline. Construction of 1 package plant type clarifier	R35 000 000.00	R15 000 000.00	R0.00	RBIG
To reduce water services backlog with 90% by June 2024	Construction of Mooihoek bulk water supply Phase G1.2	Construction of 4.7 Kilometers of bulk water supply pipeline.	2.4 Kilometers of bulk water supply pipeline constructed	Number of km of bulk pipeline constructed	Construction of 2.3 Kilometers of bulk water supply pipeline.	R15 509 315.24	R0.00	R0.00	RBIG
To reduce water services backlog with 90% by June 2024	Construction of Mooihoek bulk water supply Phase G2	Commissioning of 4.9 Kilometres of bulk water supply pipeline and 500KL Reinforced Concrete Reservoir	4.9 Kilometres of bulk water supply pipeline. and 500KL Reinforced Concrete Reservoir constructed	Number of km of bulk pipeline and KL of reinforced concrete reservoir constructed	Commissioning of 4.9 Kilometres of bulk water supply pipeline and 500KL Reinforced Concrete Reservoir	R4 500 000.00	R0.00	R0.00	RBIG

INFRASTRUCTURE WATER AND SANITATION									
STRATEGY (APPROACH TO ACHIEVE OBJECTIVE)	PROJECT	BACKLOG	BASELINE 2021/2022	INDICATORS	ANNUAL TARGET 2022/2023	BUDGET 2022-2023	BUDGET 2023-2024	BUDGET 2024-2025	FUNDER / FUND NAME
To reduce water services backlog with 90% by June 2024	Construction of Mooihoek Reservoirs phase 4H1	10ML reinforced concrete reservoir	12ML/day Mooihoek Water Treatment Works	Number of Reservoir constructed	Planning and design including documentation for construction of concrete reservoir	R0.00	R25 000 000.00	R35 000 000.00	RBIG
To reduce water services backlog with 90% by June 2024	Construction of Mooihoek Reservoirs phase 4H2	10ML reinforced concrete reservoir	12ML/day Mooihoek Water Treatment Works	Number of Reservoir constructed	Planning and design including documentation for construction of concrete reservoir	R0.00	R25 000 000.00	R35 000 000.00	RBIG
To reduce water services backlog with 90% by June 2024	Moutse BWS Project (7 to 12)	10 Kilometres of bulk water supply pipeline constructed	30 Kilometres of bulk water supply pipeline constructed and tested	Number of Kilometres of bulk water supply pipeline installed and tested	10 Kilometres of bulk water supply pipeline constructed and tested	R55,494,716.05	R0.00	R0.00	RBIG
To reduce water services backlog with 90% by June 2024	Moutse BWS Project 13 & 14	2 Mechanical and Electrical (M & E) components installed for the extensions to the Groblersdal Water Treatment Works and pump station. Civil works for 1 clarifier & 1 filter	1 WTW in Groblersdal extended in Project 1 and 1 pump station constructed in Project 6	Number of mechanical and Electrical (M & E) components installed for the extensions to the Groblersdal Water Treatment Works and pump station.	2 mechanical and Electrical (M & E) components installed for the extensions to the Groblersdal Water Treatment Works and pump station. Civil works for 1 clarifier and 1 filter. Rebuilding of walls.	R22 346 931.16	R0.00	R0.00	RBIG
<b>WSIG</b>									
<b>Strategic objective 1: To reduce water services backlog with 90% by June 2024</b>									

INFRASTRUCTURE WATER AND SANITATION									
STRATEGY (APPROACH TO ACHIEVE OBJECTIVE)	PROJECT	BACKLOG	BASELINE 2021/2022	INDICATORS	ANNUAL TARGET 2022/2023	BUDGET 2022-2023	BUDGET 2023-2024	BUDGET 2024-2025	FUNDER / FUND NAME
Implementing scope through tender contracting strategy	Commissioning of Moutse bulk pipeline	15072 HH	Mouse bulk pipeline	Conditions assessment report and commissioning of bulk pipeline	Condition assessment report and Commissioning of bulk pipeline	10 396 729.21	R 0	RO	WSIG
<b>MIG</b>									
<b>Strategic objective 1: To reduce water services backlog with 90% by June 2024</b>									
Implementing scope through tender contracting strategy	Moutse East and West Water Reticulation	24051HH	Groblersdal 12MI Water Treatment Works	Km of reticulation pipeline constructed	Km of reticulation pipeline constructed	37,211,211.79	114,929,265.16	157,404,551.11	MIG
Implementing scope Vukuphile learner contractor strategy	Ephraim Mogale LM Rural Household sanitation Phase 2(Phase 2.5)	21828HH	958 VIP units constructed	Number of VIP sanitation units completed	769 VIP sanitation units to be constructed	10,000,000.00	10,000,000.00	10,000,000.00	MIG

### 12.2.1.2 Local Economic Development

STRATEGY (APPROACH TO ACHIEVE OBJECTIVE)	PROJECT	BACKLOG	BASELINE 2021/2022	INDICATORS	ANNUAL TARGET 2022/2023	BUDGET 2022-2023	BUDGET 2023-2024	BUDGET 2024-2025	FUNDER/ FUND NAME
<b>Strategic Objective 5: Enhance the Tourism attraction within the district by 2023</b>									



STRATEGY (APPROACH TO ACHIEVE OBJECTIVE)	PROJECT	BACKLOG	BASELINE 2021/2022	INDICATORS	ANNUAL TARGET 2022/2023	BUDGET 2022-2023	BUDGET 2023-2024	BUDGET 2024-2025	FUNDER/ FUND NAME
Facilitate recreational and tourism development of De Hoop and Flag Boshielo Dams by 30 June 2023	Facilitate recreational and tourism development of De Hoop and Flag Boshielo Dams (SDA)	None	De Hoop and Flag Boshielo Dams Resource Management Plans (RMPs) in place	Number of recreational and tourism developments (De Hoop and Flag Boshielo Dams) facilitated	2 Recreational and tourism developments (De Hoop and Flag Boshielo Dams) facilitated	R0.00	R0.00	R0.00	SDA

### 12.2.2 Limpopo Department of Sports, Arts and Culture

PROJECT NAME AND DESCRIPTION	BUDGET 2022/2023
Maintenance and Repairs of Marble Hall Library	R 480 000.00

### 12.2.3 Limpopo Department of Agriculture and Rural Development

PROJECT NAME AND DESCRIPTION	BUDGET 2022/2023	BUDGET 2023/2024	BUDGET 2024/2025
Tompi Seleka College Building Maintenance	R 1 000 000.00	R 2 500 000.00	R 2 000 000.00
Tompi Seleka Fish Processing facility	R 3 400 000.00	R 500 000.00	R 0.00
Tompi Seleka Sporting Facilities	R 0.00	R 1 500 000.00	950000
Mogalatsane Irrigation Scheme	R 10 000 000.00	R 5 500 000.00	R 2 500 000.00
Tompi Seleka Upgrade of IT & Security Infrastructure	R 2 000 000.00	R 926 000.00	R 300 000.00
Rahlagane Upgrading and Additions	R 5 378 000.00	R 538 000.00	R 0.00

Tompi Seleka Biodiesel	R 0.00	R 800 000.00	R 0.00
Kopano Disable Irrigation Schemes	R 500 000.00	R 4 500 000.00	R 3 000 000.00

#### 12.2.4 Limpopo Department of Health

PROJECT NAME AND DESCRIPTION	BUDGET 2022/2023	BUDGET 2023/2024	BUDGET 2024/2025
Matlala EMS Station_ New EMS Station	R 6 000 000.00	R 6 684 000.00	R 6 360 000.00
Marble Hall Clinic: Upgrading and Additions	R 8 000 000.00	R 8 480 000.00	R 8 480 000.00
Various Facilities: Upgrading and Additions	R 6 800 000.00	R 7 208 000.00	R 7 208 000.00

#### 12.2.5 Limpopo Department of Education

PROJECT NAME AND DESCRIPTION	BUDGET 2022/2023	BUDGET 2023/2024	BUDGET 2024/2025
NapE-A-Ngoato High School Rehabilitation, Renovations & Refurbishment	R 1 336 972.00	R 0.00	R 0.00
Lekometse Primary School Upgrading and Additions	R 2 437 940.00	R 0.00	R 0.00
Mmazwi-A-Nape Primary School Upgrading and Additions	R 2 000 000.00	R 2 000 000.00	R 0.00
Hututu Secondary School Upgrading and Additions	R 2 000 000.00	R 2 000 000.00	R 0.00
KgomoTlou Primary School Upgrading and Additions	R 2 000 000.00	R 3 362 608.00	R 0.00
Mokone A Mabula Secondary School Upgrading and Additions	R 2 000 000.00	R 2 000 000.00	R 0.00
Moosrivier Primary School Upgrading and Additions	R 2 000 000.00	R 2 000 000.00	R 0.00
Pezunga Secondary School Upgrading and Additions	R 2 000 000.00	R 2 000 000.00	R 0.00

#### 12.2.6 Limpopo Department of Department Cooperative Governance, Human Settlements and Traditional Affairs

PROJECT NAME AND DESCRIPTION	BUDGET 2022/2023	BUDGET 2023/2024	BUDGET 2024/2025
Letsimane Rural Housing Stage 5 works	R 4 160 412.00	R 0.00	R 0.00
Pariphase Rural Housing Stage 5 works	R 3 813 711.00	R 0.00	R 0.00
Pologadi Rural Housing Stage 5 works	R 346 701.00	R 0.00	R 0.00

### 12.2.7 Limpopo Department of Transport & Community Safety

PROJECT NAME AND DESCRIPTION	BUDGET 2022/2023	BUDGET 2023/2024	BUDGET 2024/2025
Subsidized Bus Service	R 34 000 000.00	R 0.00	R 0.00

### 12.2.8 Limpopo Department of Public Works and Road Infrastructure

PROJECT NAME AND DESCRIPTION	BUDGET 2022/2023	BUDGET 2023/2024	BUDGET 2024/2025
3-year Household Routine Roads Maintenance	R 10 000 000.00	R 10 000 000.00	R 14 000 000.00

### 12.2.9 Limpopo Housing Development Agency

CURRENT PROJECT NAME AND DESCRIPTION	FUTURE PROJECT NAME AND DESCRIPTION
Elandskraal A: Re-planning of the settlement	<ol style="list-style-type: none"> <li>1. Transfer of Erven with specific focus on RDP houses in Elandskraal A to beneficiaries</li> <li>2. Formalization of Portion 9 of the Farm Zamenkomst No. 730 KS</li> <li>3. Land Identification/Acquisition</li> </ol>

### 12.2.10 Roads Agency Limpopo

<b>PROJECT NAME AND DESCRIPTION</b>	<b>BUDGET 2022/2023</b>	<b>BUDGET 2023/2024</b>	<b>BUDGET 2024/2025</b>
RAL/1137 Road P207/1 Marble Hall to Moloto	R 6 000 000.00	R 5 000 000.00	R 5 000 000.00

### 3. Annual Budget for Assessment of Municipal Financial Status 2022/2023-2026/2027

#### Grants and Subsidies

The Municipality will receive the following Grants as per the Division of revenue Bill:-

	Annual Budget 2021/2022	Adjustment Budget 2022	Budget 2022/2023	Budget 2023/2024	Budget 2024/2025
Equitable share	(162,471,000.00)	(162,471,000.00)	(178,826,000.00)	(19,058,300.00)	(203,533,000.00)
ENERGY EFFICIENT AND DEMAND SIDE MANAGEMENT GRANT	(4,015,000.00)	(4,015,000.00)	-	5,600,000.00	-
Finanacial Management Grant	(3,100,000.00)	(3,100,000.00)	(3,100,000.00)	(3,100,000.00)	(3,100,000.00)
EPWP Grant	(1,195,000.00)	(1,195,000.00)	(1,310,000.00)		
Grant MIG	(35,189,000.00)	(35,189,000.00)	(37,821,000.00)	44,994,000.00	41,066,000.00

#### Investments

- Investment policy was adopted by council on 29 May 2014, the policy is reviewed annully together with other all other budget related polocios.
- All investments will be made in line with the investment policy.
- On a quarterly basis the Chief Financial Officer submit to council report reflecting information on the council's investment portfolio, including the type of investment, interest rates, period of investment and a summary of the exposures to particular financial institutions. The CFO must submit once a year a certificate of compliance that no gifts, commission or other consideration was received for investments made.
- The CFO must keep an investment register for all investments made.
- The municipality is banking with the following institutions:
  - Fnb
  - Primary Bank Account

#### Audits

2018/2019	2019/2020	2020/2021
Qualified	Unqualified	Unqualified

The municipality has maintained on its 2019/2020 audit by obtaining a Unqualified Audit Opinion in the 2020/2021 financial year.

#### Revenue Management

The municipality continues to render services which are legislated primarily by the Constitution of the Republic of South Africa and Municipal Finance Management Act and Legislations.

Municipal revenue comprises of own revenue and grants. Own revenue contributes more 41% of total revenue for 2022/2023 financial year. The municipality main sources of revenue are as follows,

- Property Rates;
- Electricity,
- Refuse as well as other income

The municipal revenue across the board has increased by average of 4.8% in year under review. All the grants revenue is dealt with in terms of the requirement of DORA. The municipality apply indigent policy to cater for the indigent population of Ephraim Mogale Local Municipality.

Electricity and property rates remain the major source of own revenue for the municipality.

The only municipal service charges the municipality provide to the community is refuse removal. Water and sanitation has now been taken fully over by the District Municipality.

The outstanding debtors amounted to R 160.5 million during 2020/2021 audit, the average payment rate is 80%. The municipality is implementing its Debt Management and Credit Control Policy using its own internal capacity.

### Revenue sources

Electricity and property rates remain the major source of own revenue for the municipality.

The only municipal service charges that municipality provide to the community is refuse removal. Water and sanitation has now been taken fully over by the District Municipality.

	Annual Budget 2021/2022	Adjustment Budget 2022	Budget 2022/2023	Budget 2023/2024	Budget 2024/2025
Property Rates	(41,762,663.00)	(44,020,750.80)	(46,133,746.84)	(48,163,631.70)	(50,330,995.13)
Service Charges	(84,454,513.00)	(82,675,468.70)	(89,881,558.54)	(93,836,347.12)	(98,058,982.74)
Licences or Permits	(5,311,491.00)	(5,311,491.00)	(5,566,442.57)	(5,811,366.04)	(6,072,877.51)
Operational Revenue	(920,909.00)	(418,877.04)	(438,983.14)	(458,298.40)	(478,921.82)
Rental from Fixed Assets	(180,244.00)	(171,244.14)	(179,463.86)	(187,360.27)	(195,791.48)
Sales of Goods and Rendering of Services	(205,936.00)	(621,943.42)	(651,796.70)	(614,829.04)	(642,496.35)
Fines Penalties and Forfeits	(160,197.00)	(109,497.00)	(156,576.20)	(163,465.55)	(170,821.50)
Interest	(9,149,880.00)	(9,826,934.08)	(10,298,626.92)	(10,751,766.50)	(11,235,595.99)
Equitable share	(162,471,000.00)	(162,471,000.00)	(178,826,000.00)	(19,058,300.00)	(203,533,000.00)
ENERGY EFFICIENT AND DEMAND SIDE MANAGEMENT GRANT	(4,015,000.00)	(4,015,000.00)	-	5,600,000.00	-
Finanacial Management Grant	(3,100,000.00)	(3,100,000.00)	(3,100,000.00)	(3,100,000.00)	(3,100,000.00)
EPWP Grant	(1,195,000.00)	(1,195,000.00)	(1,310,000.00)		
Grant MIG	(35,189,000.00)	(35,189,000.00)	(37,821,000.00)	44,994,000.00	41,066,000.00

### Debtors Management

The municipality collect an average of 80% of revenue across the municipality however the challenge has always been the collection of historical debts. The municipality will develop revenue enhancement strategy in 2022/2023 with the assistance of DBSA. The municipality has positive liquidity ratio which means the municipality is able to honour its obligation in a period of 90 days without the challenge.

### Billing

Billing system is in place at the municipality and marked improvement in the quality of billing statements has been observed. The municipality always starts by billing on a test system to avoid incorrect billing before billing on a live system.

## Expenditure Management

The municipality is currently settling its creditors within 30 days after receipt of an invoice as required by the MFMA section 65(e) read with circular 49 issued by National Treasury. Currently municipal make payments on a daily basis to eradicate any possible backlogs. The municipality has also developed a centralized email to receive invoices to avoid any delays in paying those invoices.

### Expenditure trend

	2018/2019	2019/2020	2020/2021
Total Operational Expenditure	260,533,000	269,525,000	280,283,103
Total Capital Expenditure	33,933,000	37,331,000	82,488,210

There are six key factors that have been taken into consideration in the compilation of the 2022/2023 MTREF:

- National Government macro-economic targets;
- The general inflationary outlook and the impact on Municipality's residents and businesses;
- The impact of municipal cost drivers;
- The increase in prices for bulk electricity
- The increase in the cost of remuneration by 4.9%.
- The 80% average payment rate.

### Capital Expenditure

Function	Adjustment Budget 2021/2022	Budget 2022/2023	Budget 2023/2024	Budget 2024/2025
(ICT) Total	1,420,000.00	1,454,000.00	-	-
Administration Total	480,000.00	500,000.00	200,000.00	150,000.00
Community(Disaster) Total	-	-	600,000.00	-
Electricity:Electricity Total	11914753.69	14,780,000.00	29,223,000.00	29,570,300.00
Fleet Mangement Total	725,000.00	650,000.00	-	-
Housing:Housing and Building Total	50,000.00	50,000.00	-	-
Licensing & Traffic Total	-	400,000.00	-	-
Paks & Cemeteries Total	685,000.00	3,000,000.00	550,000.00	600,000.00
Roads:Roads & Stormwater 1 Total	8,050,000.00	3,000,000.00	-	-
Roads:Roads& Stormwater (650) Total	55,851,999.50	51,479,950.00	43,924,300.00	36,000,000.00
Solid Waste Total	2,600,000.00	2,500,000.00	800,000.00	850,000.00
	<b>81,776,753.19</b>	<b>77,813,950.00</b>	<b>75,297,300.00</b>	<b>67,170,300.00</b>

### Total capital expenditure for 2022/2023: R 77.8 Million

The Municipal Infrastructure Grant will fund 42% of capital expenditure and 58% will be funded from own in 2023/2024 financial year. Capital budget is highly financed by own revenue over the MTREF.

## 6.9 Asset and Liability Management

Municipality has established asset management unit which is fully functional.

The unit is responsible to oversee the assets with total value of R891 Million at net book value.

The municipal asset register has the following key components;

- Investment property
- Community and infrastructure assets;
- Movable assets;
- Finance lease assets;
- Heritage assets;
- Land
- And other assets.

Municipality verifies assets on an ongoing basis. Assets are recorded either at fair value, cost or depreciated replacement cost.

In general the community wealth of the municipality amounts to R 1 129 000 000. The total assets amount to R 1256 000 000 whilst the total liabilities amount to R 73 585 000.



## CHAPTER 13 - INTERGRATION

The requirement of the IDP process is to achieve integration with the initiatives of other sphere of government, alignment between projects and programs and legislative requirement of sectorial legislation. The major output of this phase is the integration of plans and programmes. The following is an update on the status of such plans.

Status of the plans


Status of the plans Sector Plan	Date of approval	Last date of review	Current status
SDF	27/06/2007	Reviewed in 2021/2022	Functional
LED Strategy	2008	Reviewed in 2021/2022	Functional
LUMS	23/06/2017	Reviewed in 2021/2022	Functional
5 years financial plan	Annual	Annual	Functional
5 years Infrastructure Plan	Annual	Annual	Functional
Integrated Waste Management Plan	30/09/2003	Under Review 2022	Functional
Integrated Environmental Plan	29/03/2005	N/A	Functional
Integrated Transport Plan	N/A	N/A	N/A
Draft HIV/AIDS policy	Draft available	Draft available	Draft available
Energy Master Plan	27/02/2018	Reviewed in 2021/2022	Functional
Electricity Network Operations and Maintenance Plan	20/04/2018	Reviewed in 2021/2022	Functional
Public Lighting Master Plan	28/05/2019	Reviewed in 2021/2022	Functional
Road Master Plan	27/06/2017	Annual	Functional
Municipal Infrastructure Investment Framework	N/A	N/A	N/A
Public Participation/Communication Strategy	27/06/2013	Reviewed in 2021/2022	Functional
Work skills Plan	N/A	Reviewed in 2021/2022	Functional
Employment Equity Plan	11/12/2014	Reviewed in 2021/2022	Functional
Housing Plan	COGHSTA	COGHSTA	COGHSTA
Audit Action Plan	Annually	Annually	Functional
Risk Management Strategy	12/06/2020	Reviewed in 2021/2022	Functional
Anti-corruption Plan	12/06/2020	Reviewed in 2021/2022	Functional
Disaster Management Plan	26/09/2006	Reviewed in 2021/2022	Functional
Institutional Plan (IDP)	Annual	Annual	Functional

Status of the plans Sector Plan	Date of approval	Last date of review	Current status
PMS Framework	25/11/2010	Reviewed in 2021/2022	Functional
Safety and Security Strategy	N/A	N/A	N/A
Telecommunication Strategy	N/A	N/A	N/A
Human Settlement Plan	N/A	N/A	N/A

## APPROVAL

Ephraim Mogale Local Municipality addressed gaps that were identified by adopting a developmental approach and by ensuring that it can respond to and meet the challenges it faces as an organization. It has developed its strategic focus within its integrated developmental processes with programs based on both national KPAs and municipal strategies.

Signed

  
 \_\_\_\_\_  
 CLLR GMH MOIMANA  
 HONARABLE MAYOR

27/05/2022  
 \_\_\_\_\_  
 DATE